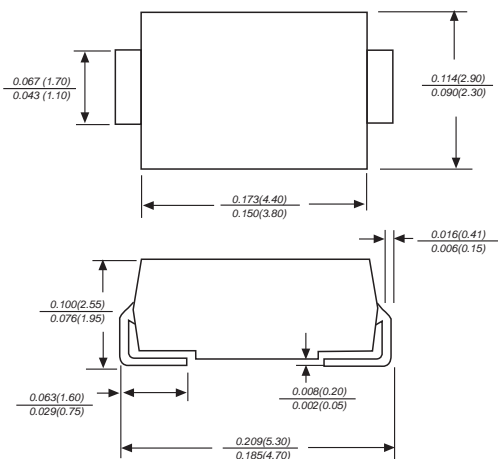


# ES1A THRU ES1J

## SURFACE MOUNT SUPER FAST RECTIFIER

Reverse Voltage - 50 to 600 Volts Forward Current - 1.0 Ampere

### DO-214AC



Dimensions in inches and (millimeters)

### FEATURES

- ◆ The plastic package carries Underwriters Laboratory Flammability Classification 94V-0
- ◆ For surface mounted applications
- ◆ Super fast switching for high efficiency
- ◆ Low reverse leakage
- ◆ Built-in strain relief, ideal for automated placement
- ◆ High forward surge current capability
- ◆ High temperature soldering guaranteed: 260°C/10 seconds at terminals

### MECHANICAL DATA

**Case:** JEDEC DO-214AC molded plastic body  
**Terminals:** Solder plated, solderable per MIL-STD-750, Method 2026  
**Polarity:** Color band denotes cathode end  
**Mounting Position:** Any  
**Weight:** 0.002 ounce, 0.07 grams

### MAXIMUM RATINGS AND ELECTRICAL CHARACTERISTICS

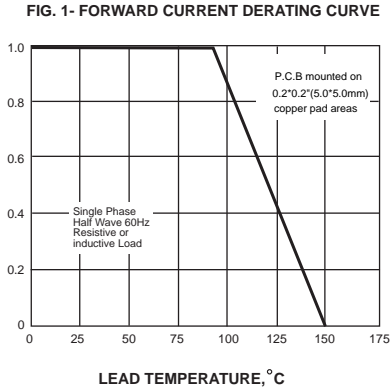
Ratings at 25°C ambient temperature unless otherwise specified.  
 Single phase half wave 60Hz, resistive or inductive load, for capacitive load current derate by 20%.

	SYMBOLS	ES1A	ES1B	ES1C	ES1D	ES1E	ES1G	ES1J	UNITS
Maximum repetitive peak reverse voltage	$V_{RRM}$	50	100	150	200	300	400	600	V
Maximum RMS voltage	$V_{RMS}$	35	70	105	140	210	280	420	V
Maximum DC blocking voltage	$V_{DC}$	50	100	150	200	300	400	600	V
Maximum average forward rectified current at $T_L=90^\circ\text{C}$	$I_{(AV)}$	1.0							A
Peak forward surge current 8.3ms single half sine-wave superimposed on rated load	$I_{FSM}$	30.0							A
Maximum instantaneous forward voltage at 1.0A	$V_F$	0.95				1.25	1.7		V
Maximum DC reverse current $T_A=25^\circ\text{C}$ at rated DC blocking voltage $T_A=100^\circ\text{C}$	$I_R$					5.0			$\mu\text{A}$
						50.0			
Maximum reverse recovery time (NOTE 1)	$t_{rr}$					35			ns
Typical junction capacitance (NOTE 2)	$C_J$					15.0			pF
Typical thermal resistance (NOTE 3)	$R_{\theta JA}$					70.0			$^\circ\text{C/W}$
Operating junction and storage temperature range	$T_J, T_{STG}$					-55 to +150			$^\circ\text{C}$

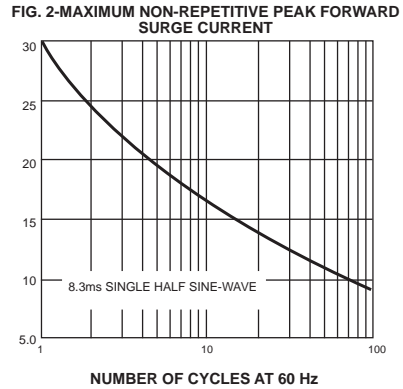
**Note:** 1. Reverse recovery condition  $I_F=0.5\text{A}, I_R=1.0\text{A}, I_{rr}=0.25\text{A}$   
 2. Measured at 1MHz and applied reverse voltage of 4.0V D.C.  
 3. P.C.B. mounted with 0.2x0.2" (5.0x5.0mm) copper pad areas

# RATINGS AND CHARACTERISTIC CURVES ES1A THRU ES1J

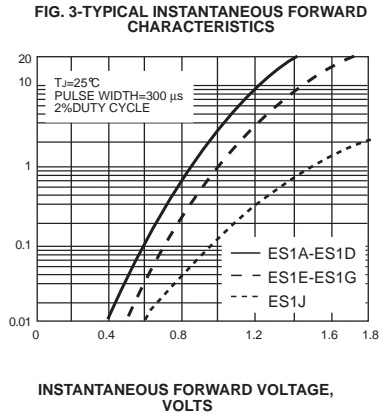
AVERAGE FORWARD RECTIFIED CURRENT, AMPERES



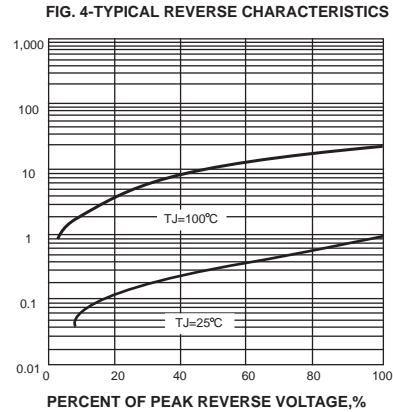
PEAK FORWARD SURGE CURRENT, AMPERES



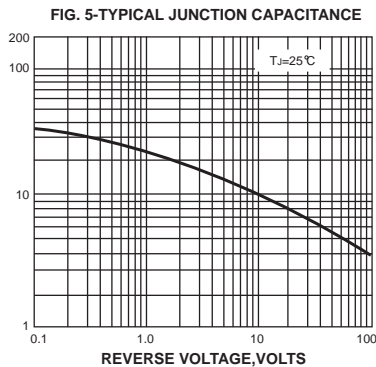
INSTANTANEOUS FORWARD CURRENT, AMPERES



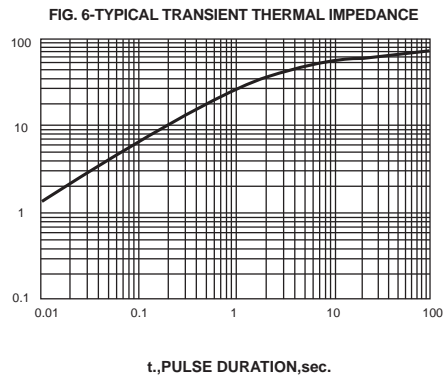
INSTANTANEOUS REVERSE CURRENT, MICROAMPERES



JUNCTION CAPACITANCE, pF



TRANSIENT THERMAL IMPEDANCE, °C/W



单击下面可查看定价，库存，交付和生命周期等信息

[>>STAR\\_SEA\(星海\)](#)