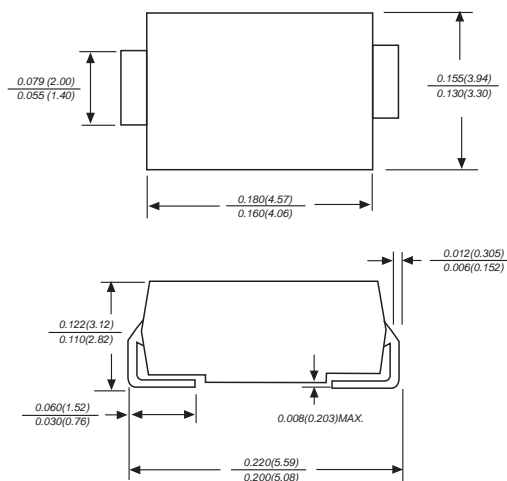


S2A THRU S2M

SURFACE MOUNT GENERAL RECTIFIER

Reverse Voltage - 50 to 1000 Volts Forward Current - 2.0 Amperes

DO-214AA



Dimensions in inches and (millimeters)

FEATURES

- ◆ The plastic package carries Underwriters Laboratory Flammability Classification 94V-0
- ◆ For surface mounted applications
- ◆ Low reverse leakage
- ◆ Built-in strain relief, ideal for automated placement
- ◆ High forward surge current capability
- ◆ High temperature soldering guaranteed: 260°C/10 seconds at terminals

MECHANICAL DATA

Case: JEDEC DO-214AA molded plastic body
Terminals: leads solderable per MIL-STD-750, Method 2026
Polarity: Color band denotes cathode end
Mounting Position: Any
Weight: 0.005 ounce, 0.138 grams

MAXIMUM RATINGS AND ELECTRICAL CHARACTERISTICS

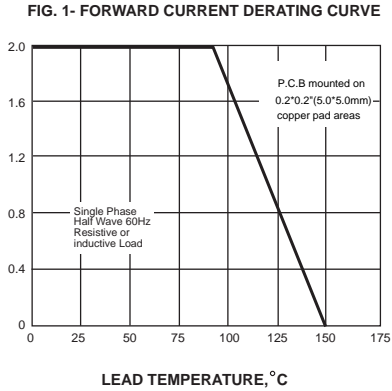
Ratings at 25°C ambient temperature unless otherwise specified.
 Single phase half-wave 60Hz, resistive or inductive load, for capacitive load current derate by 20%.

| | SYMBOLS | S2A | S2B | S2D | S2G | S2J | S2K | S2M | UNITS |
|---|-----------------|-------------|-----|-----|-----|-----|-----|------|--------------------|
| Maximum repetitive peak reverse voltage | V_{RRM} | 50 | 100 | 200 | 400 | 600 | 800 | 1000 | V |
| Maximum RMS voltage | V_{RMS} | 35 | 70 | 140 | 280 | 420 | 560 | 700 | V |
| Maximum DC blocking voltage | V_{DC} | 50 | 100 | 200 | 400 | 600 | 800 | 1000 | V |
| Maximum average forward rectified current at $T_L=90^\circ\text{C}$ | $I_{(AV)}$ | 2.0 | | | | | | | A |
| Peak forward surge current 8.3ms single half sine-wave superimposed on rated load | I_{FSM} | 60.0 | | | | | | | A |
| Maximum instantaneous forward voltage at 2.0A | V_F | 1.1 | | | | | | | V |
| Maximum DC reverse current $T_A=25^\circ\text{C}$ at rated DC blocking voltage $T_A=100^\circ\text{C}$ | I_R | 5.0 50.0 | | | | | | | μA |
| Typical junction capacitance (NOTE 1) | C_J | 30.0 | | | | | | | pF |
| Typical thermal resistance (NOTE 2) | $R_{\theta JA}$ | 50.0 | | | | | | | $^\circ\text{C/W}$ |
| Operating junction and storage temperature range | T_J, T_{STG} | -55 to +150 | | | | | | | $^\circ\text{C}$ |

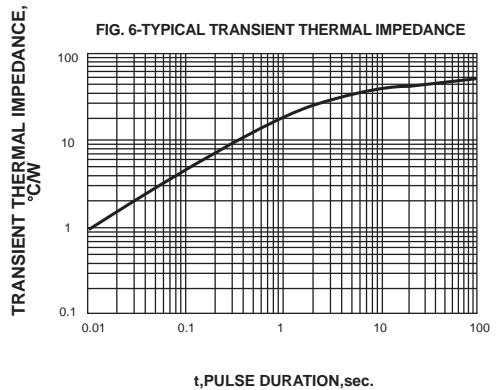
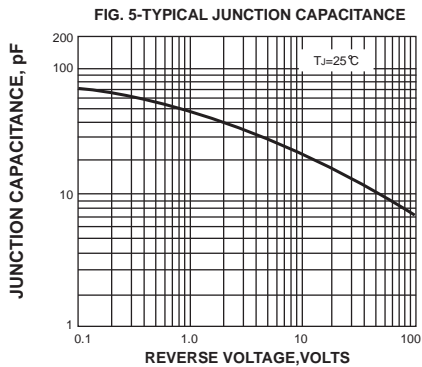
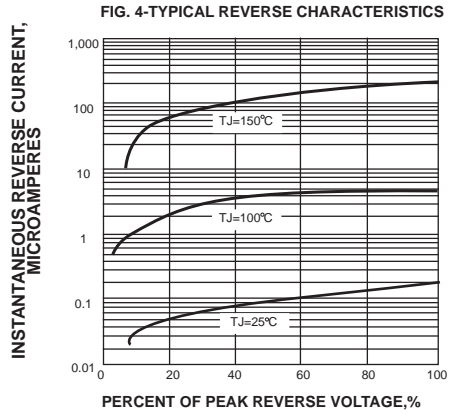
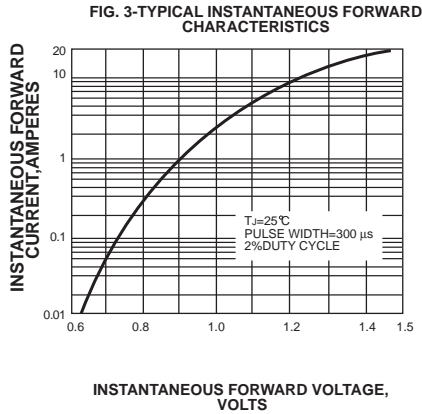
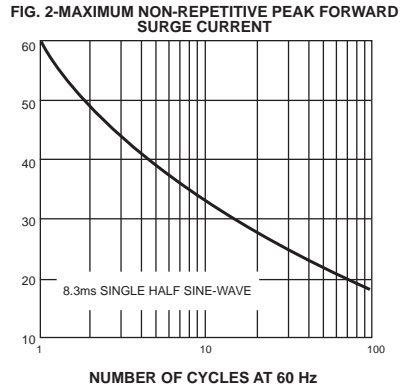
Note: 1. Measured at 1MHz and applied reverse voltage of 4.0V D.C.
 2. P.C.B. mounted with 0.2x0.2" (5.0x5.0mm) copper pad areas

RATINGS AND CHARACTERISTIC CURVES S2A THRU S2M

AVERAGE FORWARD RECTIFIED CURRENT, AMPERES



PEAK FORWARD SURGE CURRENT, AMPERES



单击下面可查看定价，库存，交付和生命周期等信息

[>>STAR_SEA\(星海\)](#)