


# B1S Thru B10S

## High Current Glass Passivated Molding Single-Phase Bridge Rectifier

Reverse Voltage 100 to 1000V Forward Current 1.0 A

### FEATURES

- Plastic Package has Underwriters Laboratory Flammability Classification 94V-0
- High current capacity with small package
- Glass passivated chip junctions
- Superior thermal conductivity
- High IFSM
- 



### 1. Maximum & Thermal Characteristics Ratings at 25°C ambient temperature unless otherwise specified.

Parameter Symbol	Symbol	B1S	B2S	B4S	B6S	B8S	B10S	Unit
Maximum repetitive voltage	VRRM	100	200	400	600	800	1000	V
Maximum RMS Voltage	VRMS	70	140	280	420	560	700	V
Maximum DC Blocking Voltage	VDC	100	200	400	600	800	1000	V
Maximum DC reverse current TA=25 °C	IR	5						µA
at rated DC blocking voltage TA=125°C		500						
Average rectified forward current 60Hz Sine wave Resistance load with Ta=55°C	Io	0.5						A
Peak forward surge current 8.3ms single half sine-wave superimposed on rated load	IFSM	25						A
Rating of fusing (t<8.3ms)	I <sup>2</sup> t	5						A <sup>2</sup> sec
Max instantaneous forward voltage at 0.5A	VF	1.05						V
Thermal Resistance								
Between junction and ambient	R <sub>θJ-A</sub>	90						°C/W
Between junction and lead	R <sub>θJ-L</sub>	40						
Operating junction temperature	TJ	-55~150						°C
Storage temperature	Tstg	-55~150						°C

# B1S Thru B10S

## 2. Ratings and Characteristic Curves ( $T_A = 25^\circ\text{C}$ unless otherwise noted )

Fig. 1 Derating Curve

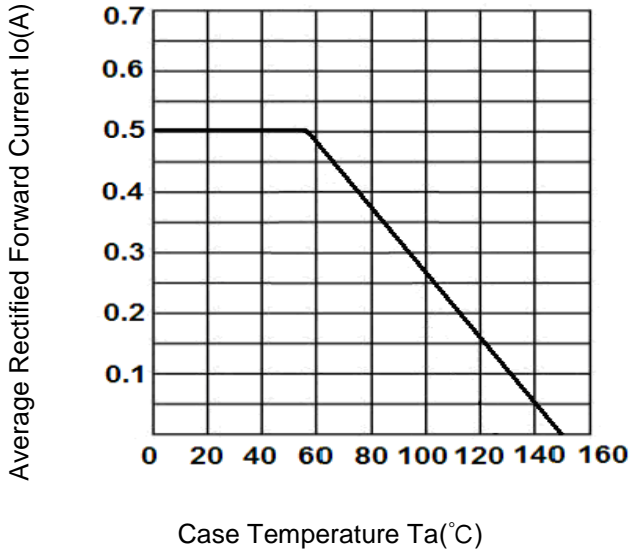


Fig.2 Typical Reverse Characteristics

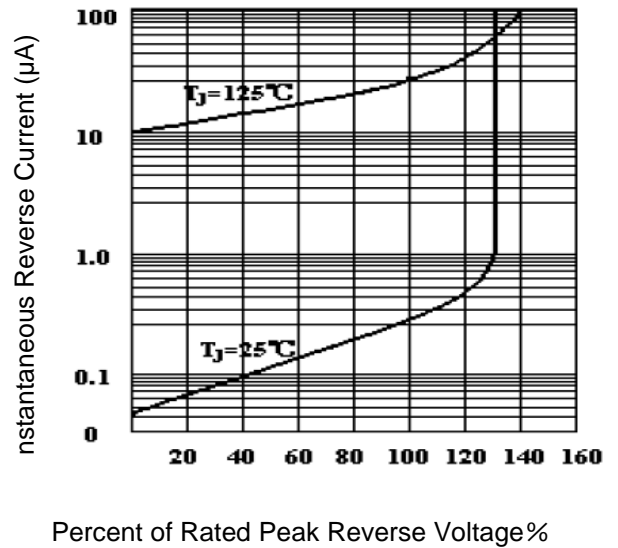


Fig.3 Forward Voltage

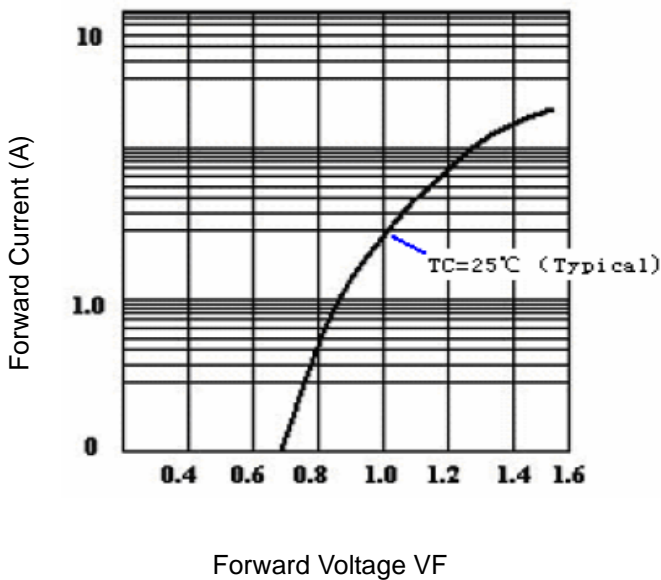
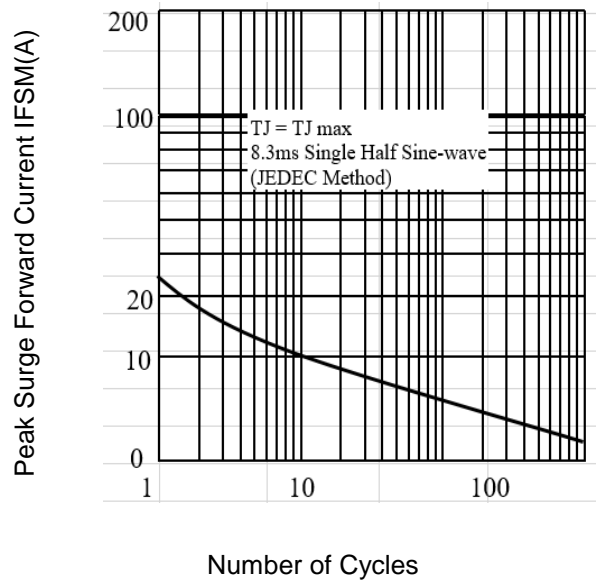
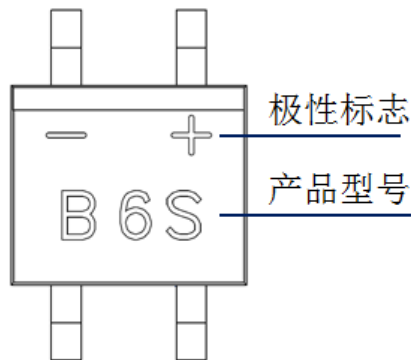


Fig.4 Peak Surge Forward Capability



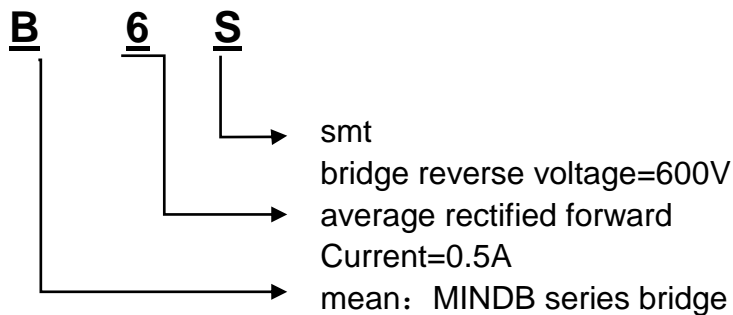
# B1S Thru B10S

## 3. Marking Identification

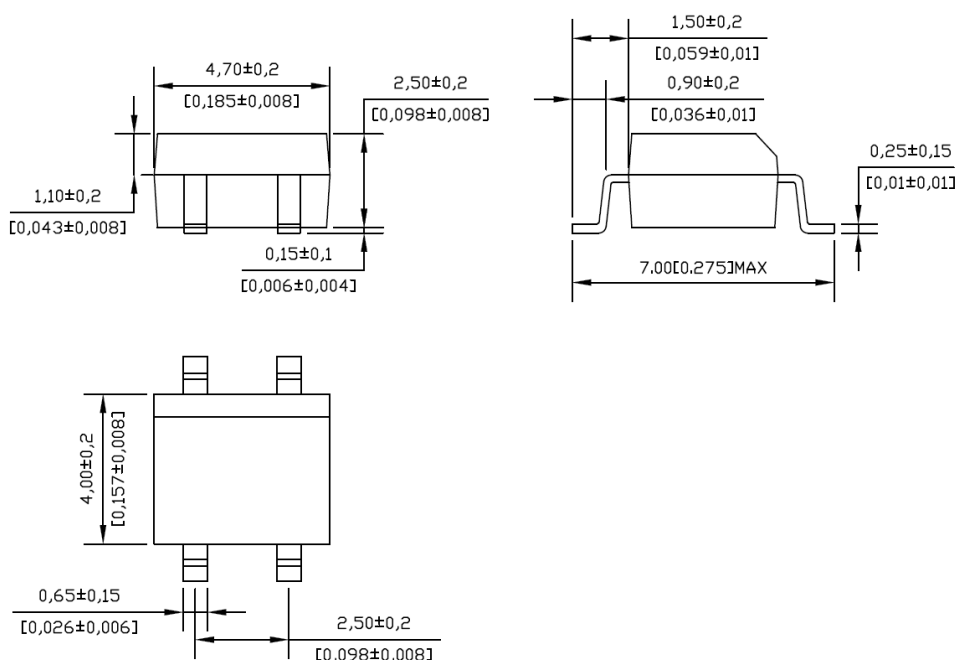


**Note:**

型号:

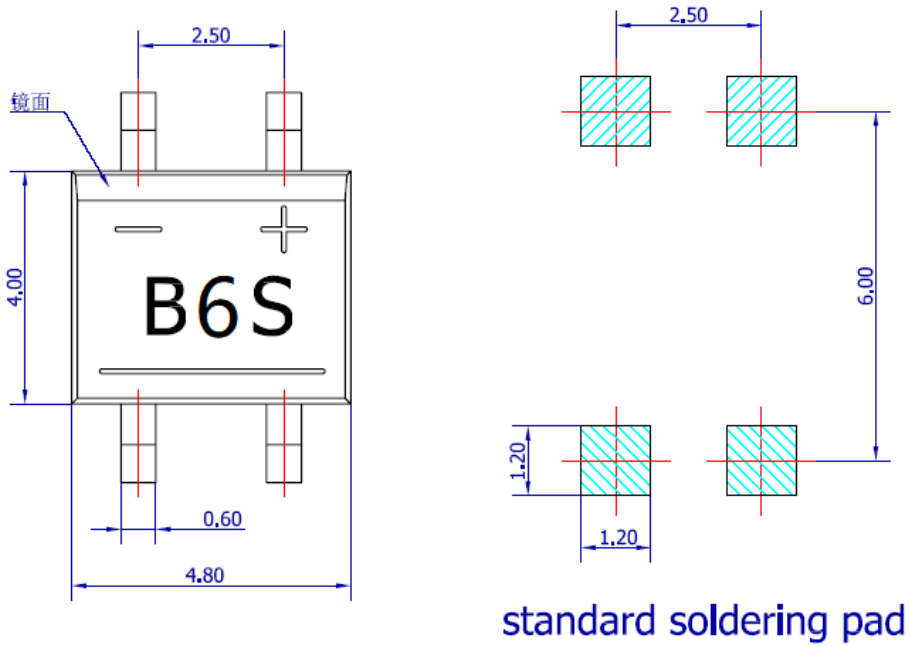


## 4. Dimension(Unit: inch/mm)



# B1S Thru B10S

## 5. Standard Soldering Pad (Unit: mm)



单击下面可查看定价，库存，交付和生命周期等信息

[>>LRC\(乐山无线电\)](#)