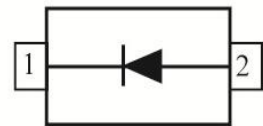
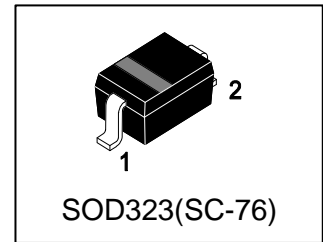


LUDZS22BT1G

S-LUDZS22BT1G

Zener Voltage Regulators
200 mW SOD-323 Surface Mount



1. FEATURES

- We declare that the material of product compliance with RoHS requirements and Halogen Free.
- S- prefix for automotive and other applications requiring unique site and control change requirements; AEC-Q101 qualified and PPAP capable.
- Silicon epitaxial planar

2. DEVICE MARKING AND ORDERING INFORMATION

| Device | Marking | Shipping |
|-------------|---------|-----------------|
| LUDZS22BT1G | 85 | 3000/Tape&Reel |
| LUDZS22BT3G | 85 | 10000/Tape&Reel |

3. MAXIMUM RATINGS (Ta = 25°C)

| Parameter | Symbol | Limits | Unit |
|---|---------|-------------|-------------|
| Total Device Dissipation, FR-5 Board (Note 1) @ TA = 25°C Derate above 25°C | PD | 200 1.57 | mW mW/°C |
| Thermal Resistance, Junction-to-Ambient(Note 1) | RθJA | 635 | °C/W |
| Junction and Storage temperature | TJ,Tstg | -55 ~ +150 | °C |

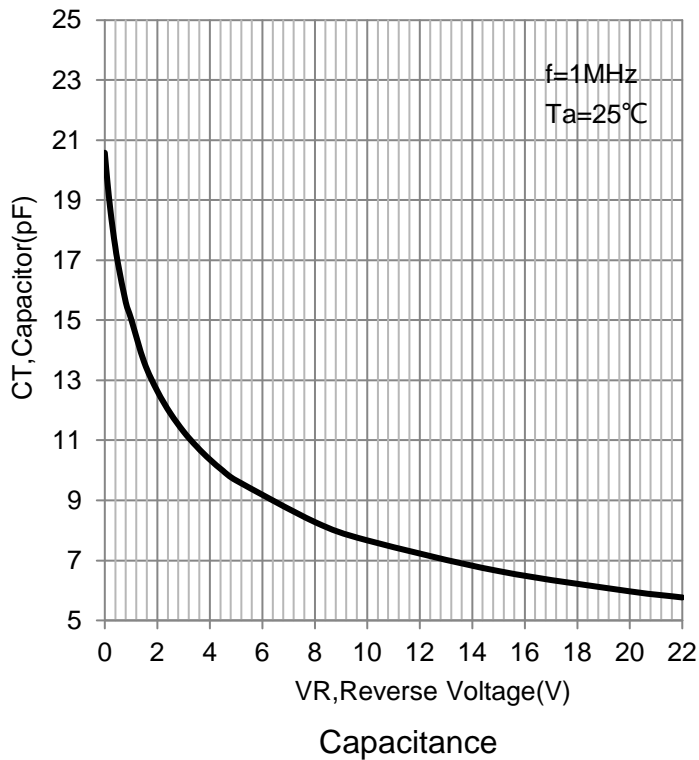
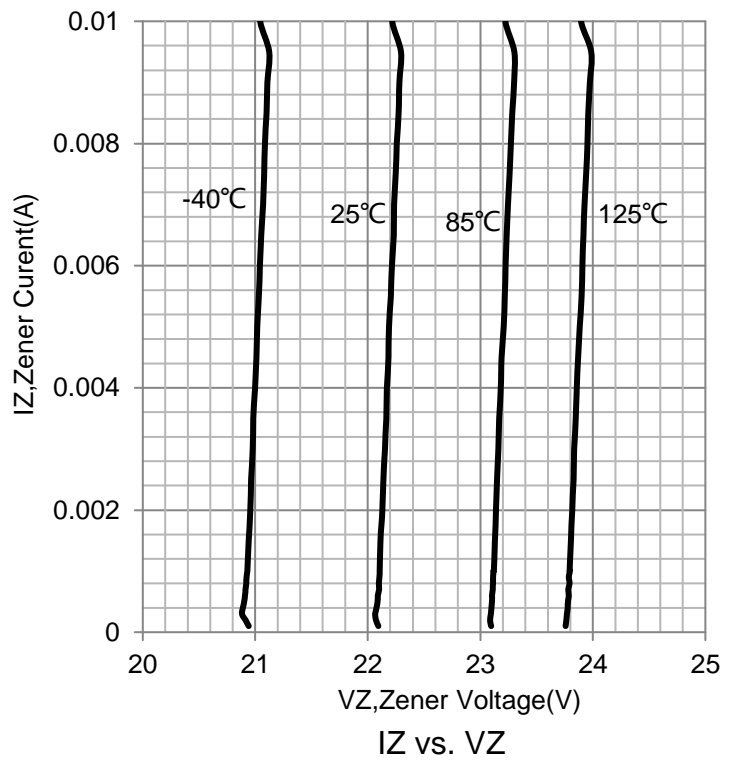
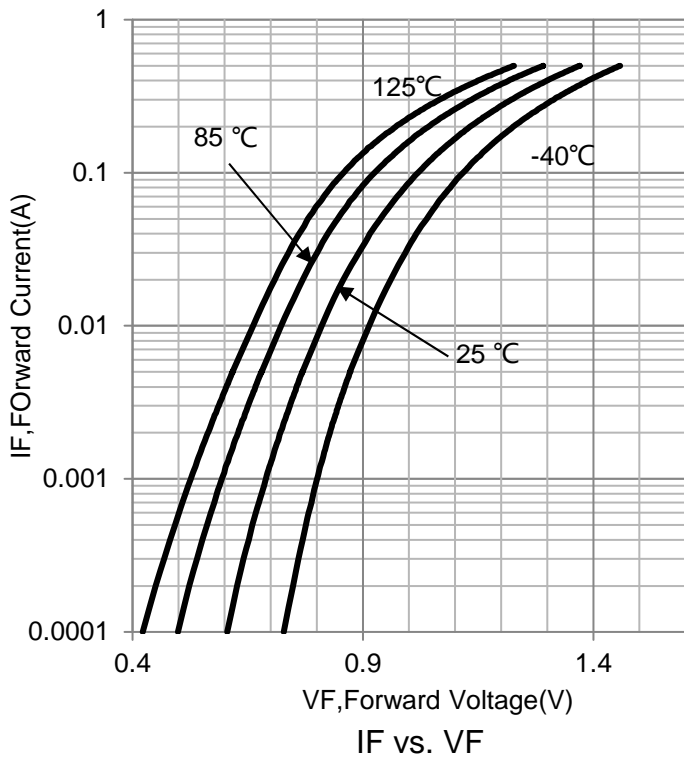
4. ELECTRICAL CHARACTERISTICS (Ta= 25°C)

| Characteristic | Symbol | Min. | Typ. | Max. | Unit |
|--|--------|-------|------|-------|------|
| Zener voltage (IZT=5mA) | VZ | 21.54 | - | 22.47 | V |
| Operating resistance (IZT=5mA) | ZZT | - | - | 100 | Ω |
| Rising operating resistance (IZK=0.5mA) | ZZK | - | - | 100 | Ω |
| Reverse current (VR=17V) | IR | - | - | 0.1 | μA |

1. The Zener voltage (Vz) is measured 40ms after power is supplied.

2. The operating resistances (Zz , Zzk) are measured by superimposing a minute alternating current on the regulated current (Iz).

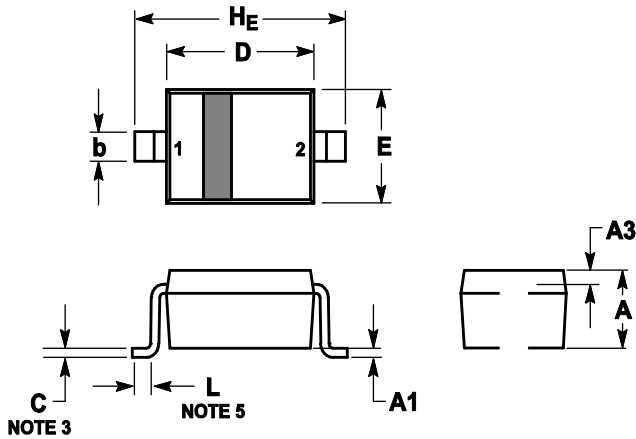
5.ELECTRICAL CHARACTERISTICS CURVES



6. OUTLINE AND DIMENSIONS

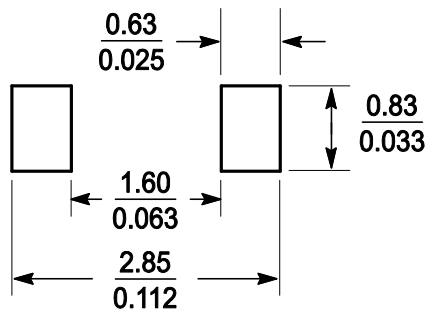
Notes:

1. DIMENSIONING AND TOLERANCING PER ANSI Y14.5M, 1982.
2. CONTROLLING DIMENSION: MILLIMETERS.
3. MAXIMUM LEAD THICKNESS INCLUDES LEAD FINISH. MINIMUM LEAD THICKNESS IS THE MINIMUM THICKNESS OF BASE MATERIAL.
4. DIMENSIONS D AND E DO NOT INCLUDE MOLD FLASH, PROTRUSIONS OR GATE BURRS.



| DIM | MILLIMETERS | | | INCHES | | |
|----------------|-------------|------|-------|----------|-------|-------|
| | MIN | NOM | MAX | MIN | NOM | MAX |
| A | 0.8 | 0.9 | 1 | 0.031 | 0.035 | 0.04 |
| A1 | 0 | 0.05 | 0.1 | 0 | 0.002 | 0.004 |
| A3 | 0.15REF | | | 0.006REF | | |
| b | 0.25 | 0.32 | 0.4 | 0.01 | 0.012 | 0.016 |
| C | 0.089 | 0.12 | 0.177 | 0.003 | 0.005 | 0.007 |
| D | 1.6 | 1.7 | 1.8 | 0.062 | 0.066 | 0.07 |
| E | 1.15 | 1.25 | 1.35 | 0.045 | 0.049 | 0.053 |
| L | 0.08 | | | 0.003 | | |
| H _E | 2.3 | 2.5 | 2.7 | 0.09 | 0.098 | 0.105 |

7. SOLDERING FOOTPRINT



单击下面可查看定价，库存，交付和生命周期等信息

[>>LRC\(乐山无线电\)](#)