



Surface Mount Schottky Barrier Rectifier

Reverse Voltage - 45V

Forward Current - 5.0A

FEATURES

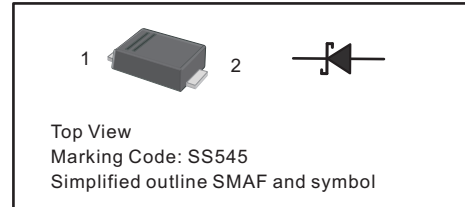
- Metal silicon junction, majority carrier conduction
- For surface mounted applications
- Low power loss, high efficiency
- High forward surge current capability
- For use in low voltage, high frequency inverters, free wheeling, and polarity protection applications

MECHANICAL DATA

- Case: SMAF
- Terminals: Solderable per MIL-STD-750, Method 2026
- Approx. Weight: 27mg / 0.00095oz

PINNING

PIN	DESCRIPTION
1	Cathode
2	Anode



Absolute Maximum Ratings and Electrical characteristics

Ratings at 25 °C ambient temperature unless otherwise specified. Single phase, half wave, 60Hz resistive or inductive load, for capacitive load, derate by 20 %

Parameter	Symbols	SS545F	Units
Maximum Repetitive Peak Reverse Voltage	$V_{RRM}$	45	V
Maximum RMS voltage	$V_{RMS}$	32	V
Maximum DC Blocking Voltage	$V_{DC}$	45	V
Maximum Average Forward Rectified Current	$I_{F(AV)}$	5.0	A
Peak Forward Surge Current, 8.3ms Single Half Sine-wave Superimposed on Rated Load (JEDEC method)	$I_{FSM}$	150	A
Max Instantaneous Forward Voltage at 5 A	$V_F$	0.55	V
Maximum DC Reverse Current $T_j = 25^{\circ}C$ at Rated DC Reverse Voltage $T_j = 100^{\circ}C$	$I_R$	1 50	mA
Typical Junction Capacitance <sup>(1)</sup>	$C_j$	400	pF
Typical Thermal Resistance <sup>(2)</sup>	$R_{\theta JA}$	60	$^{\circ}C/W$
Operating Junction Temperature Range	$T_j$	-55 ~ +150	$^{\circ}C$
Storage Temperature Range	$T_{stg}$	-55 ~ +150	$^{\circ}C$

( 1 ) Measured at 1 MHz and applied reverse voltage of 4 V D.C

( 2 ) P.C.B. mounted with 2.0" X 2.0" (5 X 5 cm) copper pad areas.



Fig.1 Forward Current Derating Curve

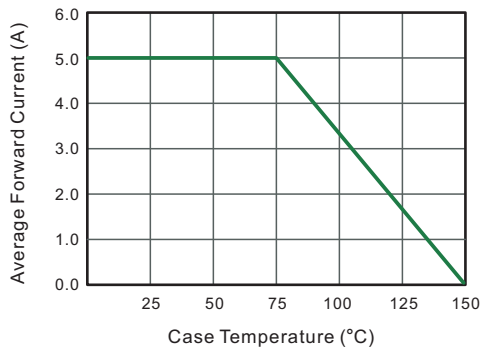


Fig.2 Typical Reverse Characteristics

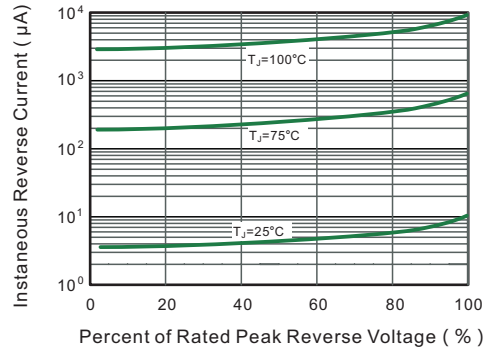


Fig.3 Typical Forward Characteristic

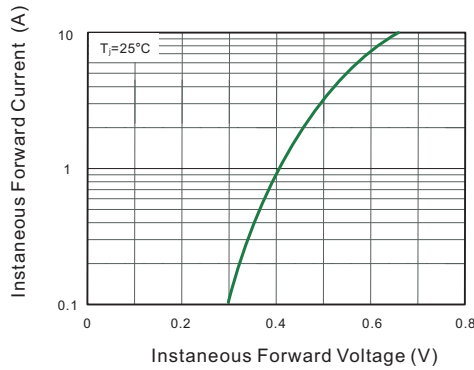


Fig.4 Typical Junction Capacitance

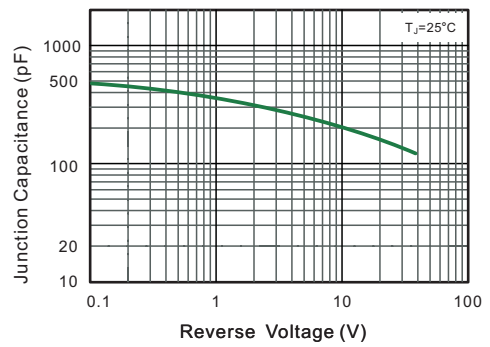


Fig.5 Maximum Non-Repetitive Peak Forward Surge Current

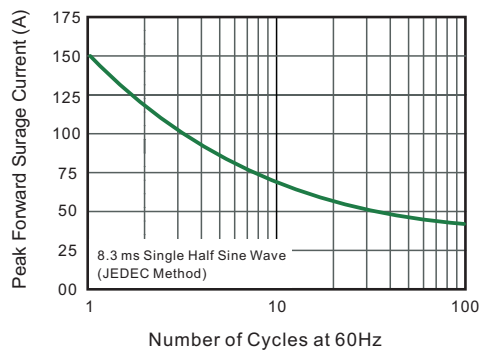
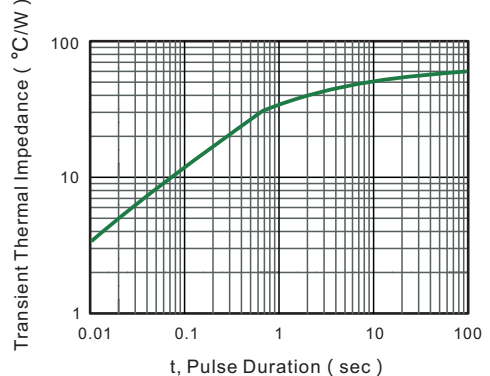


Fig.6- Typical Transient Thermal Impedance

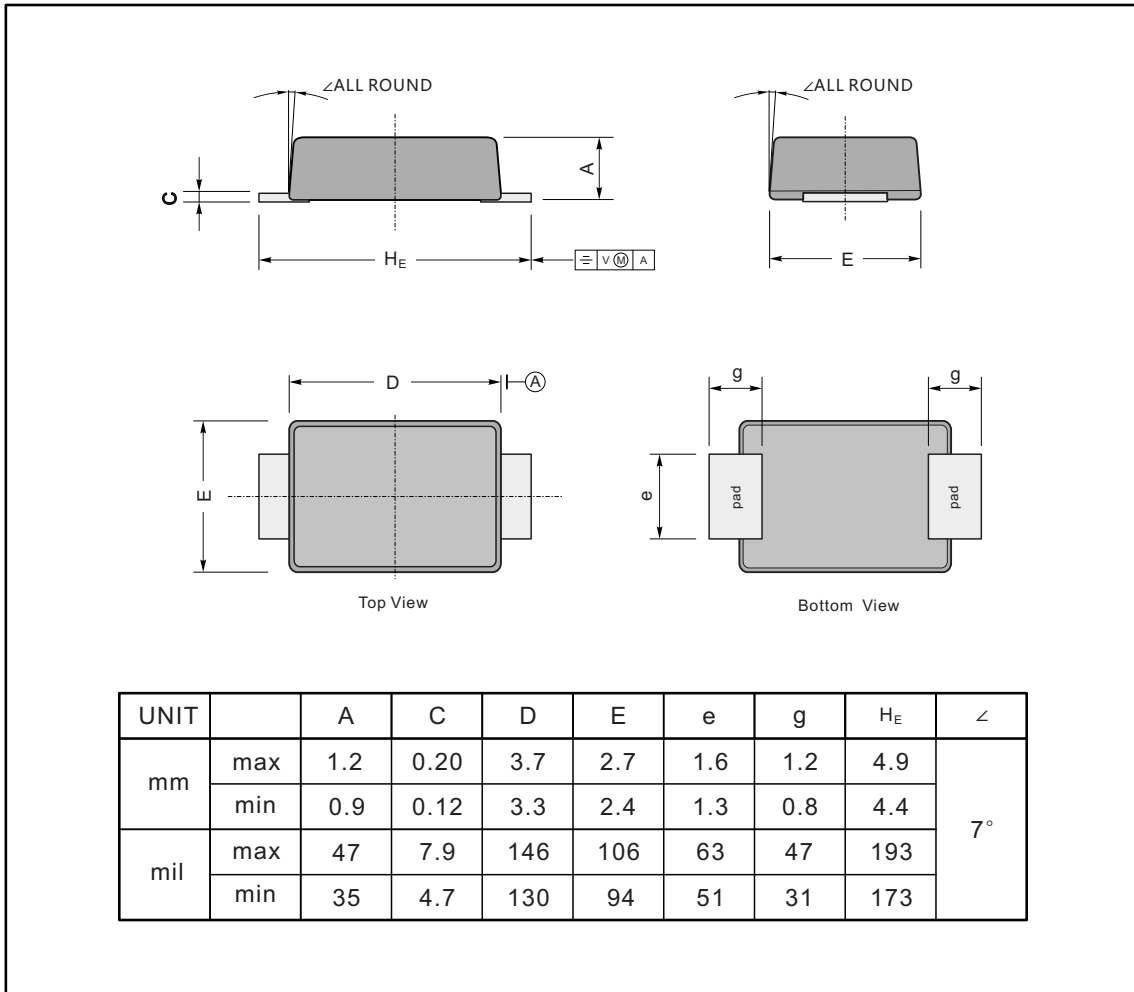




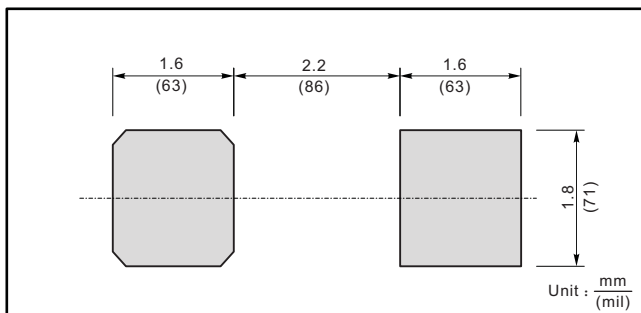
**PACKAGE OUTLINE**

Plastic surface mounted package; 2 leads

SMAF



**The recommended mounting pad size**



**Marking**

Type number	Marking code
SS545F	SS545

单击下面可查看定价，库存，交付和生命周期等信息

[>>JINGDAO\(晶导\)](#)