


LMBR4010BST5G

S-LMBR4010BST5G

Schottky Barrier Diodes

1. FEATURES

- S- Prefix for Automotive and Other Applications Requiring Unique Site and Control Change Requirements; AEC-Q101 Qualified and PPAP Capable.
- We declare that the material of product compliance with RoHS requirements.



2. DEVICE MARKING AND ORDERING INFORMATION

Device	Marking	Shipping
LMBR4010BST5G	R4	10000/Tape&Reel



3. MAXIMUM RATINGS(Ta = 25°C)

Parameter	Symbol	Limits	Unit
Reverse Voltage	VR	40	V
Forward Current	IF	1	A
Peak forward surge current (8.3ms)	IFSM	3	A

4. THERMAL CHARACTERISTICS

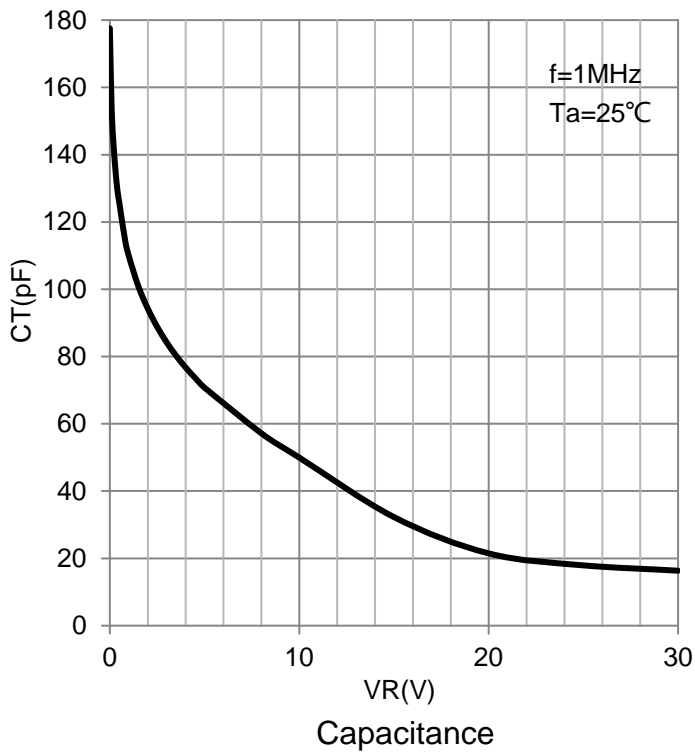
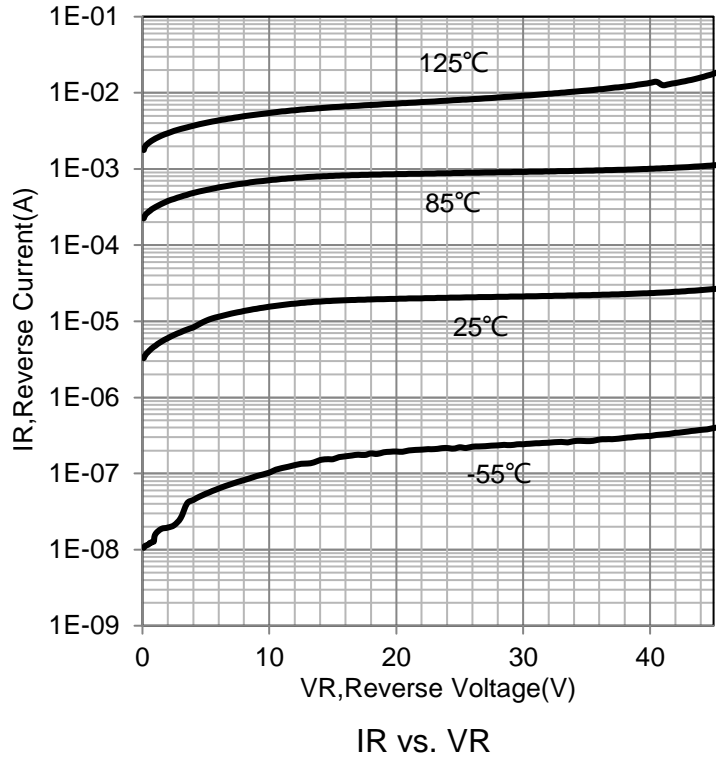
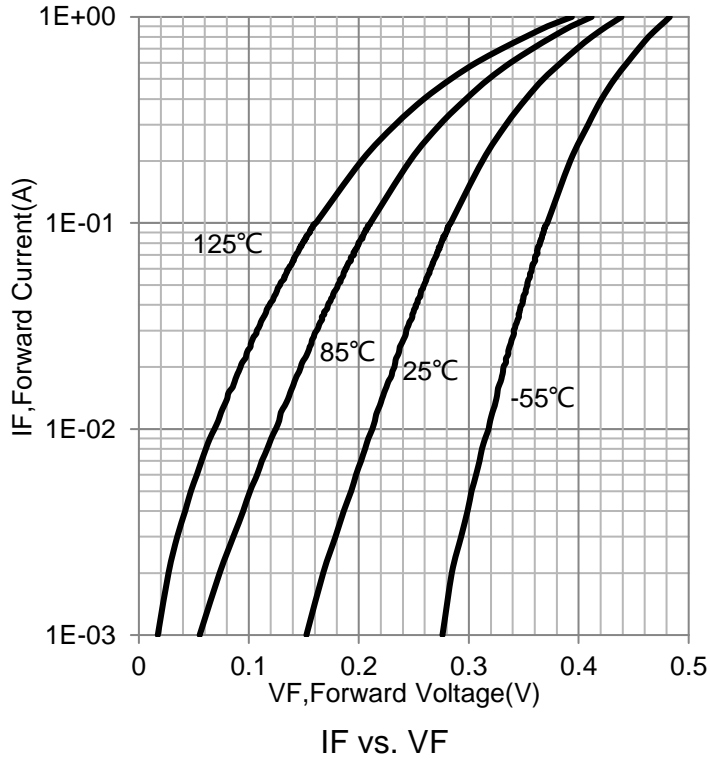
Parameter	Symbol	Limits	Unit
Total Device Dissipation, FR-5 Board (Note 1) @ TA = 25°C Derate above 25°C	PD	250 2.5	mW mW/°C
Thermal Resistance, Junction-to-Ambient	RθJA	400	°C/W
Junction Temperature	TJ	125	°C
Storage temperature	Tstg	-55~+150	°C

1.FR-4 Minimum Pad.

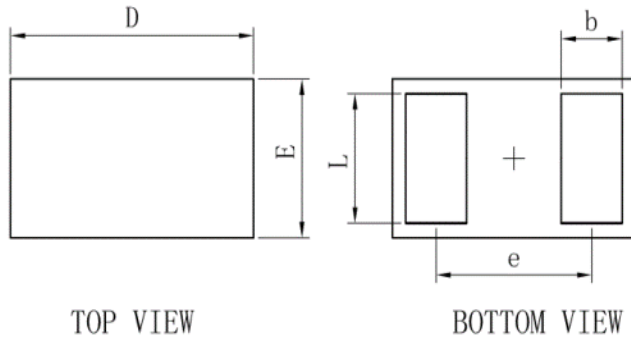
5. ELECTRICAL CHARACTERISTICS (Ta= 25°C)

Characteristic	Symbol	Min.	Typ.	Max.	Unit
Reverse Breakdown Voltage (IR = 100μA)	VBR	40	-	-	V
Reverse Voltage Leakage Current (VR = 10V) (VR = 40V)	IR	- -	- -	30 100	μA
Forward Voltage (IF = 100mA) (IF = 500mA) (IF = 700mA) (IF = 1A)	VF	- - - -	- - - -	0.39 0.5 0.55 0.6	V

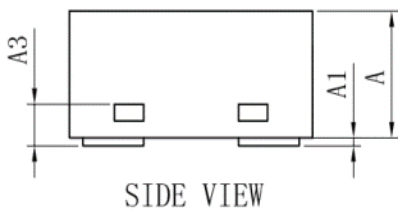
6. ELECTRICAL CHARACTERISTICS CURVES



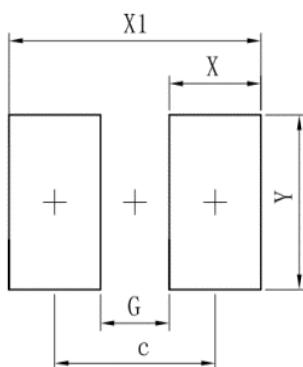
7. OUTLINE AND DIMENSIONS



SOD882			
Dim	Min	Typ.	Max
D	0.95	1.00	1.05
E	0.55	0.60	0.65
e	-	0.64	-
L	0.44	0.49	0.54
b	0.20	0.25	0.30
A	0.43	0.48	0.53
A1	0	-	0.05
A3	0.127REF		
All Dimensions in mm			



8. SOLDERING FOOTPRINT



Dim	(mm)
c	0.7
G	0.3
X	0.4
X1	1.1
Y	0.7

单击下面可查看定价，库存，交付和生命周期等信息

[>>LRC\(乐山无线电\)](#)