

GBL201 Thru GBL210

High Current Glass Passivated Molding Single-Phase Bridge Rectifier

Reverse Voltage 100 to 1000V Forward Current 2.0 A

FEATURES

- Plastic Package has Underwriters Laboratory Flammability Classification 94V-0
- High current capacity with small package
- Glass passivated chip junctions
- Superior thermal conductivity
- High IFSM



1. Maximum & Thermal Characteristics Ratings at 25°C ambient temperature unless otherwise specified.

Parameter Symbol	Symbol	GBL201	GBL202	GBL204	GBL206	GBL208	GBL210	Unit
Maximum repetitive voltage	VRRM	100	200	400	600	800	1000	V
Maximum RMS Voltage	VRMS	70	140	280	420	560	700	V
Maximum DC Blocking Voltage	VDC	100	200	400	600	800	1000	V
Maximum DC reverse current TA=25°C	IR	5						μA
at rated DC blocking voltage TA=125°C		500						
Average rectified forward current 60Hz Sine wave Resistance load Ta=50°C	Io	2						A
Peak forward surge current 8.3ms single half sine-wave superimposed on rated load	IFSM	80						A
Rating of fusing (t<8.3ms)	I ² t	40						A ² sec
Dielectric strength terminals to case, AC 1 minute Current 1mA	Vdia	2.5						KV
Max instantaneous forward voltage at 2.0A	VF	1.05						V
Operating junction temperature	TJ	-55~150						°C
Maximum thermal on P.C.B. without heat-sink	R _{θJA}	32						°C/W
resistance per leg on Al plate heat-sink	R _{θJC}	13						
Storage temperature	Tstg	-55~150						°C

GBL201 Thru GBL210

2. Ratings and Characteristic Curves (TA = 25°C unless otherwise noted)

Fig. 1 Derating Curve

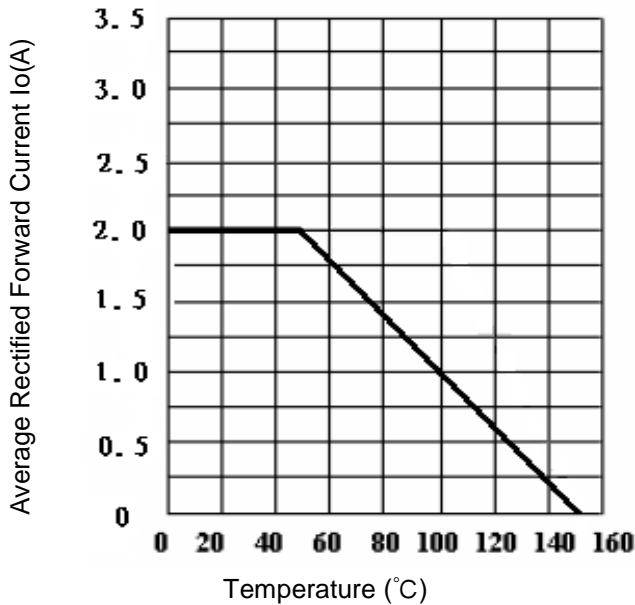


Fig.2 Typical Reverse Characteristics

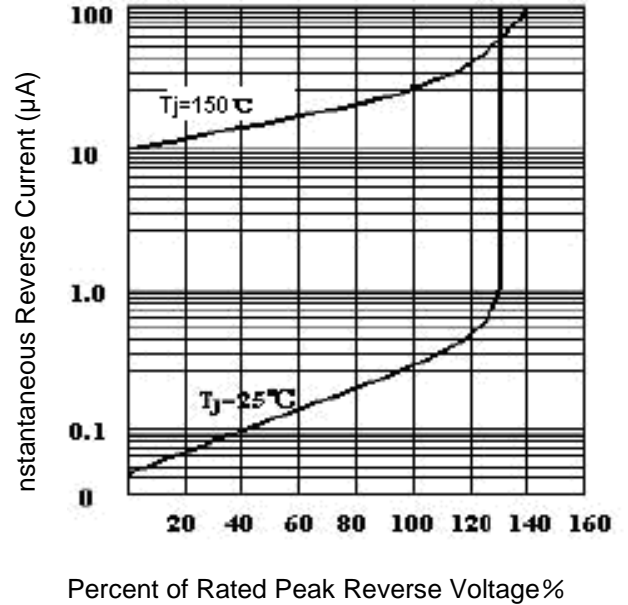


Fig.3 Forward Voltage

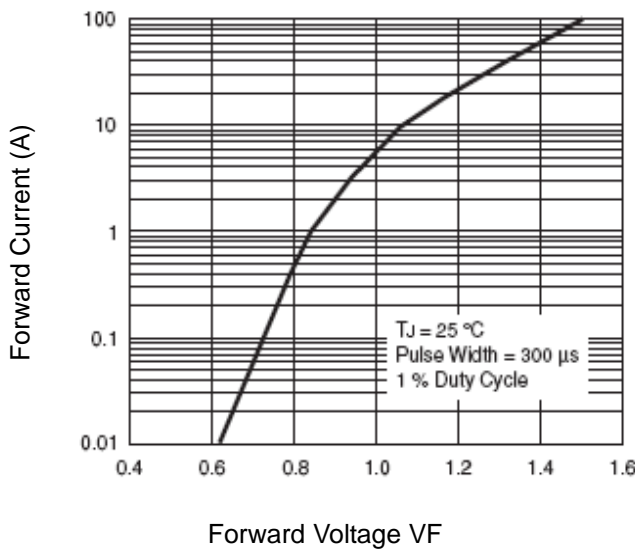
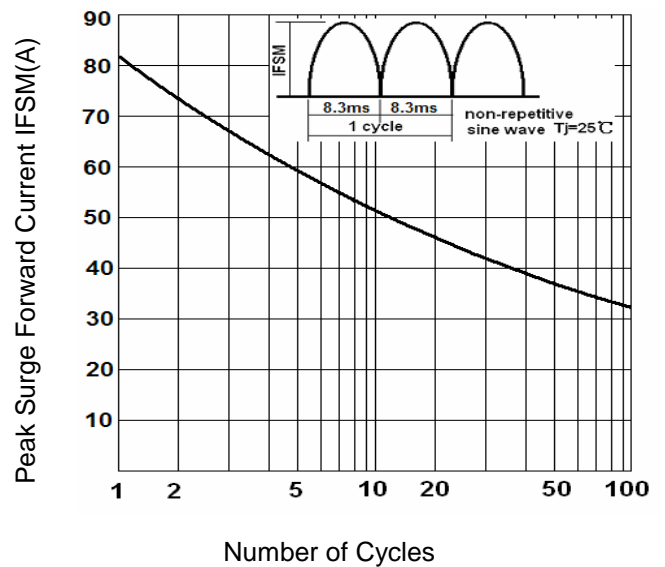
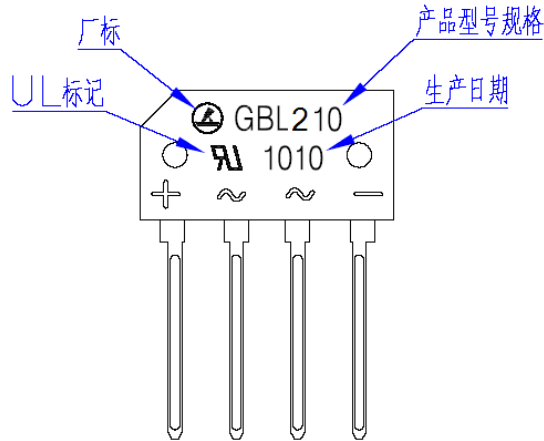


Fig.4 Peak Surge Forward Capability



GBL201 Thru GBL210

3. Marking Identification



Note:

生产日期码包含4位数字，例如“1010”，前两个数字“10”表示为2010年，另外二个数字“10”是指第10周，即表示该产品为2010年10周生产。

型号:

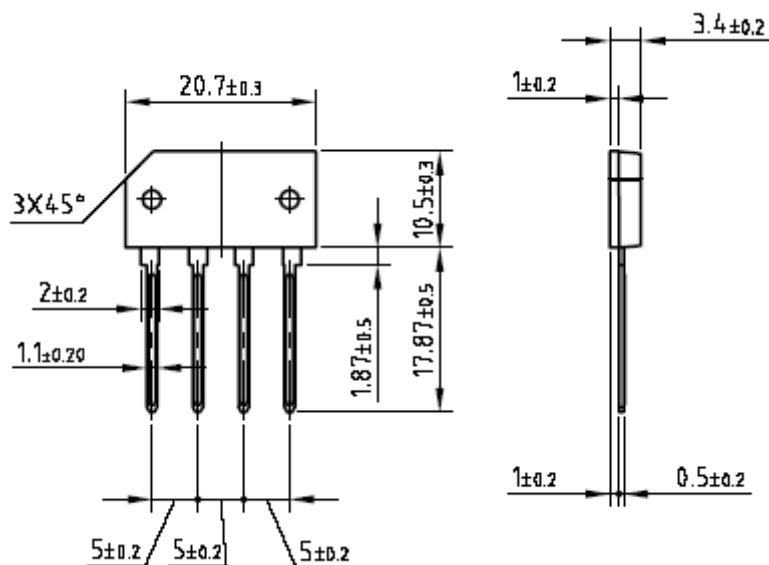
GBL

2

10

bridge reverse voltage=1000V
average rectified forward Current=2A
mean: GBL series bridge

4. Dimension



单击下面可查看定价，库存，交付和生命周期等信息

[>>LRC\(乐山无线电\)](#)