

4

3

2

1

THIS DRAWING IS UNPUBLISHED. RELEASED FOR PUBLICATION 20

© COPYRIGHT 20 BY TYCO ELECTRONICS CORPORATION. ALL RIGHTS RESERVED.

LOC	DIST	REVISIONS						
		P	LTR	DESCRIPTION	ECN	DATE	DWN	APVD
J	-	A1		PART NO ADDITION		22MAR2007	M.M	D.M
		A2		DRAFTING ERROR	ECR-07-005648	23OCT2007	M.M	S.M
		B		REVISED	ECR-07-025215	07NOV2008	M.M	A.O
		C		REVISED		25NOV2009	Y.O	T.K

2Xn=A

2

3.3

12.8

20.4

C

CAVITY MARK
ALPHABET: CAPITAL LETTER

CIRCUIT NO

① MATERIAL: GLASS FILED THERMO PLASTIC POLYESTER(94V-0), COLOR: BLACK

2. THE SHAPE, SIZE AND POSITION OF THE CHARACTER SHOW THE OUTLINE. THEY DON'T SHOW DETAILS.

3. THE KEYING ARRANGEMENT OF "Y" IS SYMMETRIC WITH "X".

① 材料: ガラス入り熱可塑性ポリエステル樹脂(94V-0), 色: 黒

2. 文字の形状、大きさ、および位置については、大略を示すものであり、詳細を示すものではありません。

3. Y KEY形状はX KEY形状と左右対称

LOGO MARK

SERIES CODE

KEYING: X

12.45

ROW ID

11.3

8.6

9.4

9

B

2Xn=A

2

3.3

1.6

40	Y	19	38.0	40.9	42.6	2-1827863-0
40	X	19	38.0	40.9	42.6	1-1827863-0
34	Y	16	32.0	34.9	36.6	2-1827863-7
34	X	16	32.0	34.9	36.6	1-1827863-7
32	X	15	30.0	32.9	34.6	1-1827863-6
30	X	14	28.0	30.9	32.6	1-1827863-5
28	X	13	26.0	28.9	30.6	1-1827863-4
26	Y	12	24.0	26.9	28.6	2-1827863-3
26	X	12	24.0	26.9	28.6	1-1827863-3
24	X	11	22.0	24.9	26.6	1-1827863-2
22	X	10	20.0	22.9	24.6	1-1827863-1
POS	KEY	n	A	B	C	PART NO

40POS(X-KEY): 1-1827863-0

THIS DRAWING IS A CONTROLLED DOCUMENT FOR TYCO ELECTRONICS CORPORATION IT IS SUBJECT TO CHANGE AND THE CONTROLLING ENGINEERING ORGANIZATION SHOULD BE CONTACTED FOR THE LATEST REVISION.		DWN T. KUDO 16MAR2005 CHK D. MITSUGI 23AUG2005 APVD D. MITSUGI 23AUG2005		Tyco Electronics Corporation Kawasaki, Japan	
DIMENSIONS: 単位: 概 mm		TOLERANCES UNLESS OTHERWISE SPECIFIED: 一般公差 ±0.3, ±5° 0-PLC ± 1-PLC ±0.1 2-PLC ±0.02 3-PLC ±0.005 4-PLC ±0.0005 ANGLES ±		NAME 名称 DYNAMIC D1100D 2.0mmPITCH REC HSG 22-40POS	
		MATERIAL 材料 		PRODUCT SPEC 製品規格 108-78268, 78298 APPLICATION SPEC 取付適用規格 114-5377	
WEIGHT -		SIZE A3 CAGE CODE 00779 DRAWING NO C-1827863		RESTRICTED TO -	
CUSTOMER DRAWING				SCALE 2:1 SHEET 1 OF 3 REV C	

AMP 1470-19 REV 31MAR2000

Downloaded From Oneyac.com

THIS DRAWING IS UNPUBLISHED.

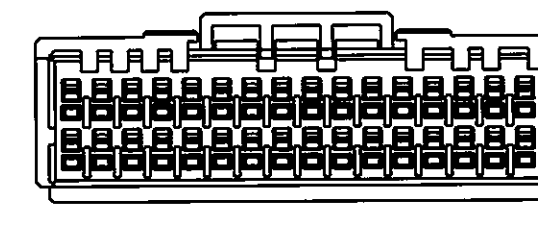
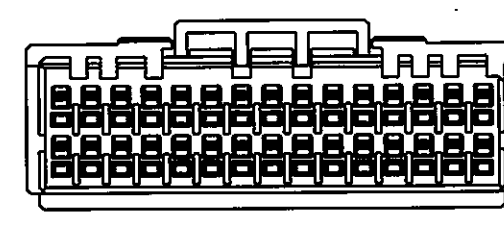

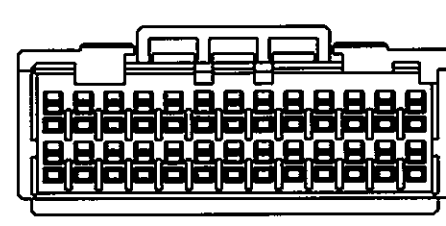
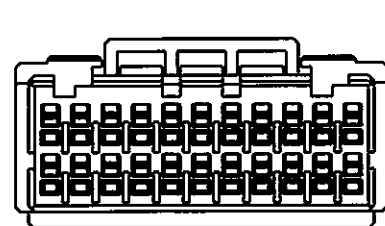
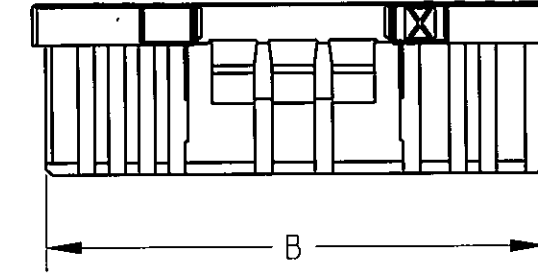
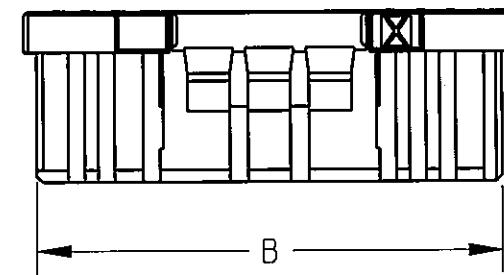
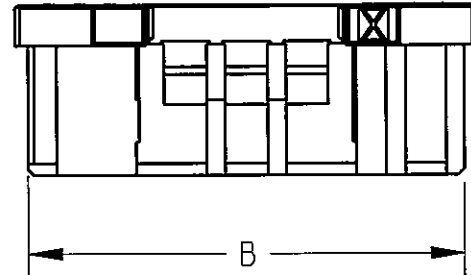
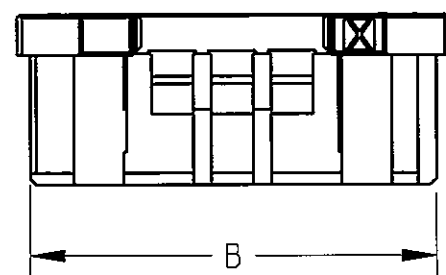
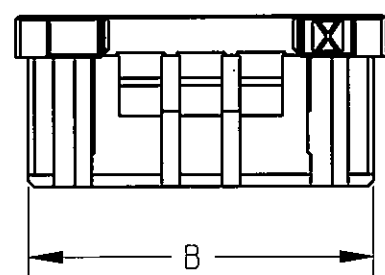
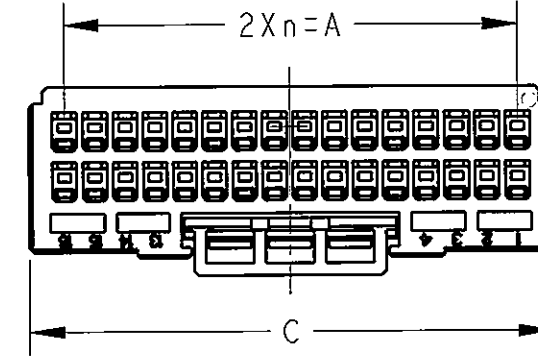
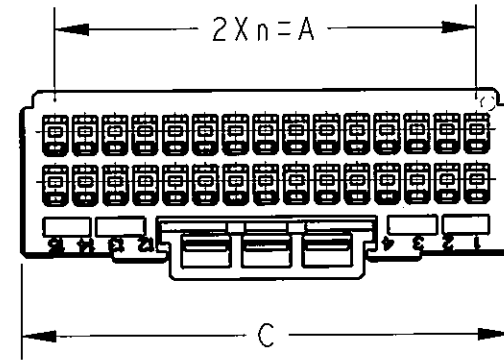
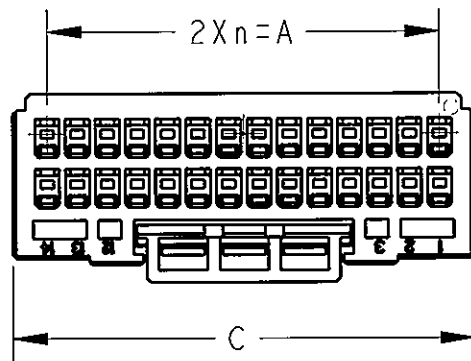
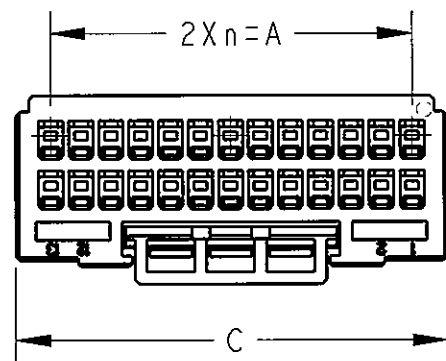
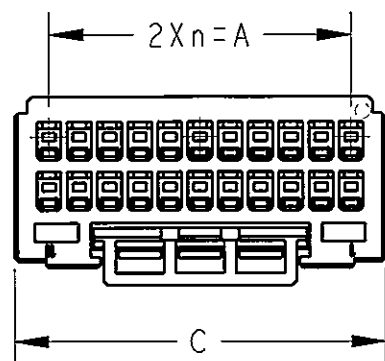
RELEASED FOR PUBLICATION

20

© COPYRIGHT 20

BY TYCO ELECTRONICS CORPORATION. ALL RIGHTS RESERVED.

LOC	DIST	REVISIONS			
P	LTR	DESCRIPTION	DATE	DWN	APVD
J	-	SEE SHEET 1 OF 3			



22POS(X-KEY): 1-1827863-1

26POS(X-KEY): 1-1827863-3

28POS(X-KEY): 1-1827863-4

30POS(X-KEY): 1-1827863-5

32POS(X-KEY): 1-1827863-6

<small>THIS DRAWING IS A CONTROLLED DOCUMENT FOR TYCO ELECTRONICS CORPORATION. IT IS SUBJECT TO CHANGE AND THE CONTROLLING ENGINEERING ORGANIZATION SHOULD BE CONTACTED FOR THE LATEST REVISION.</small>		DWN T. KUDO 16MAR2005 CHK D. MITSUGI 23AUG2005 APVD D. MITSUGI 23AUG2005	Tyco Electronics Tyco Electronics Corporation Kawasaki, Japan			
DIMENSIONS: mm	TOLERANCES UNLESS OTHERWISE SPECIFIED: 0 PLC ± 2 PLC ± 3 PLC ± 4 PLC ± ANGLES ±	PRODUCT SPEC 108-78268, 78298 APPLICATION SPEC 114-5377	NAME DYNAMIC D1100D 2.0mmPITCH REC HSG 22-40POS			
MATERIAL	FINISH	WEIGHT	SIZE	CAGE CODE	DRAWING NO	RESTRICTED TO
			A3	00779	1827863	
CUSTOMER DRAWING			SCALE	SHEET	OF	REV
			2:1	2	3	C

THIS DRAWING IS UNPUBLISHED.

RELEASED FOR PUBLICATION

20

© COPYRIGHT 20


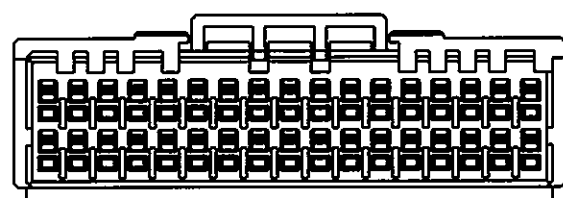
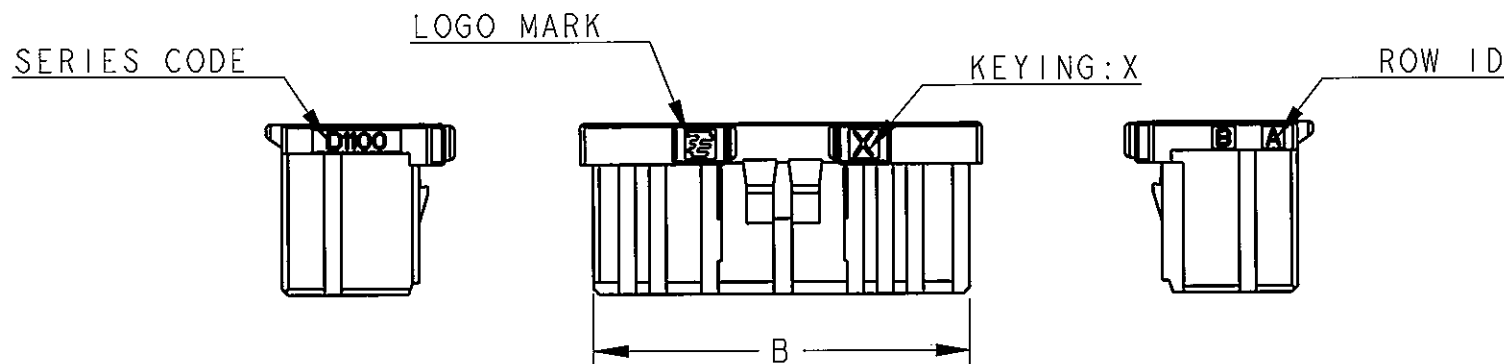
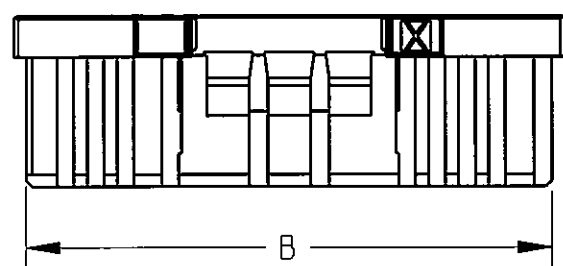
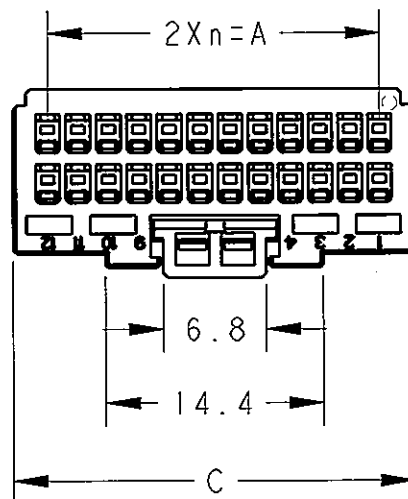
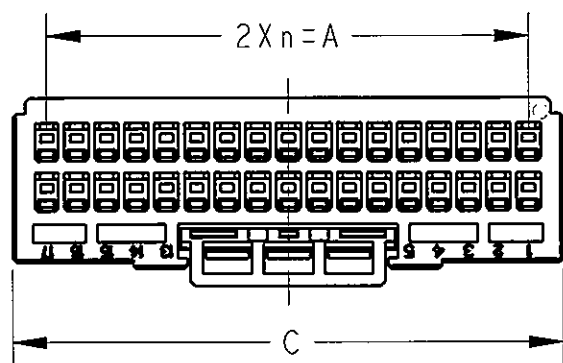
BY TYCO ELECTRONICS CORPORATION. ALL RIGHTS RESERVED.

LOC

DIST

REVISIONS

P	LTR	DESCRIPTION	DATE	DWN	APVD
		SEE SHEET 1 OF 3			



34POS(X-KEY): 1-1827863-7

24POS(X-KEY): 1-1827863-2

<small>THIS DRAWING IS A CONTROLLED DOCUMENT FOR TYCO ELECTRONICS CORPORATION. IT IS SUBJECT TO CHANGE AND THE CONTROLLING ENGINEERING ORGANIZATION SHOULD BE CONTACTED FOR THE LATEST REVISION.</small>		DWN T. KUDO 16MAR2005	Tyco Electronics Corporation Kawasaki, Japan		
DIMENSIONS: mm		CHK D. MITSUGI 23AUG2005	NAME DYNAMIC D1100D 2.0mmPITCH REC HSG 22-40POS		
TOLERANCES UNLESS OTHERWISE SPECIFIED: 0 PLC ± 2 PLC ± 3 PLC ± 4 PLC ± ANGLES ±		APVD D. MITSUGI 23AUG2005	DRAWING NO 108-78268, 78298		
MATERIAL		PRODUCT SPEC 114-5377	SIZE A3	CAGE CODE 00779	RESTRICTED TO -
FINISH		APPLICATION SPEC -	DRAWING NO C-1827863		REV C
CUSTOMER DRAWING			SCALE 2:1	SHEET 3 OF 3	

单击下面可查看定价，库存，交付和生命周期等信息

[>>TE Connectivity\(泰科\)](#)