
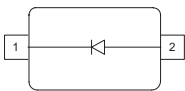


Silicon Schottky Diode

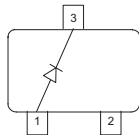
- General-purpose diode for high-speed switching
- Circuit protection
- Voltage clamping
- High-level detecting and mixing



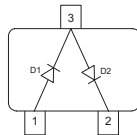
BAS170W
BAS70-02L
BAS70-02W



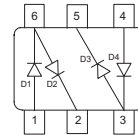
BAS70



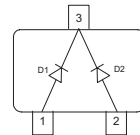
BAS70-04
BAS70-04T
BAS70-04W



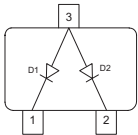
BAS70-04S



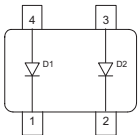
BAS70-05
BAS70-05W



BAS70-06
BAS70-06W



BAS70-07
BAS70-07W



Type	Package	Configuration	L_S (nH)	Marking
BAS170W	SOD323	single	1.8	7
BAS70	SOT23	single	1.8	73s
BAS70-02L*	TSLP-2-1	single, leadless	0.4	F
BAS70-02W	SCD80	single	0.6	73
BAS70-04	SOT23	series	1.8	74s
BAS70-04S	SOT363	dual series	1.6	74s
BAS70-04T	SC75	series	1.6	74s
BAS70-04W	SOT323	series	1.4	74s
BAS70-05	SOT23	common cathode	1.8	75s
BAS70-05W	SOT323	common cathode	1.4	75s
BAS70-06	SOT23	common anode	1.8	76s
BAS70-06W	SOT323	common anode	1.4	76s
BAS70-07	SOT143	parallel pair	2	77s
BAS70-07W	SOT343	parallel pair	1.8	77s

* Preliminary

Maximum Ratings at $T_A = 25^\circ\text{C}$, unless otherwise specified

Parameter	Symbol	Value	Unit
Diode reverse voltage	V_R	70	V
Forward current	I_F	70	mA
Surge forward current $t \leq 10\text{ms}$	I_{FSM}	100	
Total power dissipation BAS70, BAS70-07, $T_S \leq 72^\circ\text{C}$ BAS70-02L, $T_S \leq 117^\circ\text{C}$ BAS70-02W, $T_S \leq 107^\circ\text{C}$ BAS70-04, BAS70-06, $T_S \leq 48^\circ\text{C}$ BAS70-04S/W/-06W, BAS170W, $T_S \leq 97^\circ\text{C}$ BAS70-04T, $T_S \leq 91^\circ\text{C}$ BAS70-05, $T_S \leq 22^\circ\text{C}$ BAS70-05W, $T_S \leq 90^\circ\text{C}$ BAS70-07W, $T_S \leq 114^\circ\text{C}$	P_{tot}	250 250 250 250 250 250 250 250 250	mW
Junction temperature	T_j	150	$^\circ\text{C}$
Operating temperature range	T_{op}	-55 ... 125	
Storage temperature	T_{stg}	-55 ... 150	

Thermal Resistance

Parameter	Symbol	Value	Unit
Junction - soldering point ¹⁾ BAS70, BAS70-07 BAS70-02L BAS70-02W BAS70-04, BAS70-06 BAS70-04S/W, BAS70-06W BAS70-04T BAS70-05 BAS70-05W BAS70-07W BAS170W	R_{thJS}	≤ 310 ≤ 130 ≤ 170 ≤ 410 ≤ 210 ≤ 235 ≤ 510 ≤ 240 ≤ 145 ≤ 190	K/W

¹For calculation of R_{thJA} please refer to Application Note Thermal Resistance

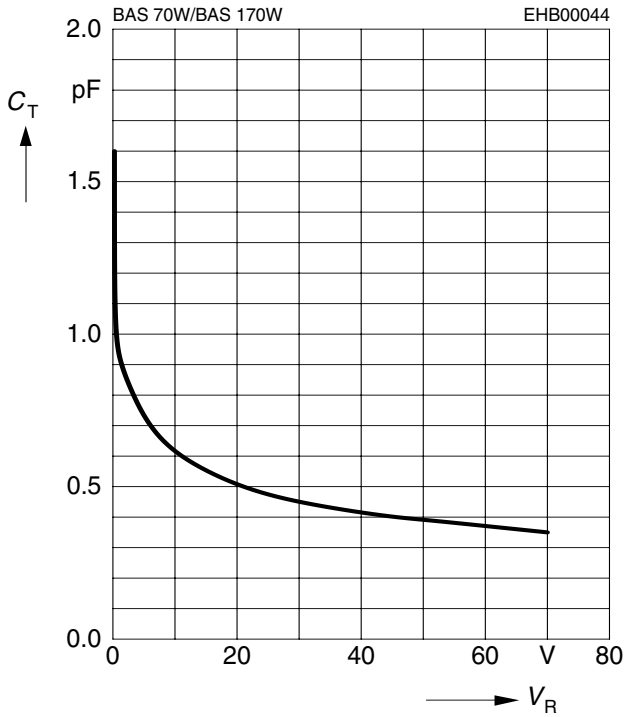
Electrical Characteristics at $T_A = 25^\circ\text{C}$, unless otherwise specified

Parameter	Symbol	Values			Unit
		min.	typ.	max.	
DC Characteristics					
Breakdown voltage $I_{(BR)} = 10 \mu\text{A}$	$V_{(BR)}$	70	-	-	V
Reverse current $V_R = 50 \text{ V}$	I_R	-	-	0.1	μA
Forward voltage $I_F = 1 \text{ mA}$ $I_F = 10 \text{ mA}$ $I_F = 15 \text{ mA}$	V_F	300 600 750	375 705 880	410 750 1000	mV
Forward voltage matching ¹⁾ $I_F = 10 \text{ mA}$	ΔV_F	-	-	20	
AC Characteristics					
Diode capacitance $V_R = 0, f = 1 \text{ MHz}$	C_T	-	1.5	2	pF
Forward resistance $I_F = 10 \text{ mA}, f = 10 \text{ kHz}$	r_f	-	34	-	Ω
Charge carrier life time $I_F = 25 \text{ mA}$	τ_{rr}	-	-	100	ps

¹⁾ ΔV_F is the difference between lowest and highest V_F in a multiple diode component.

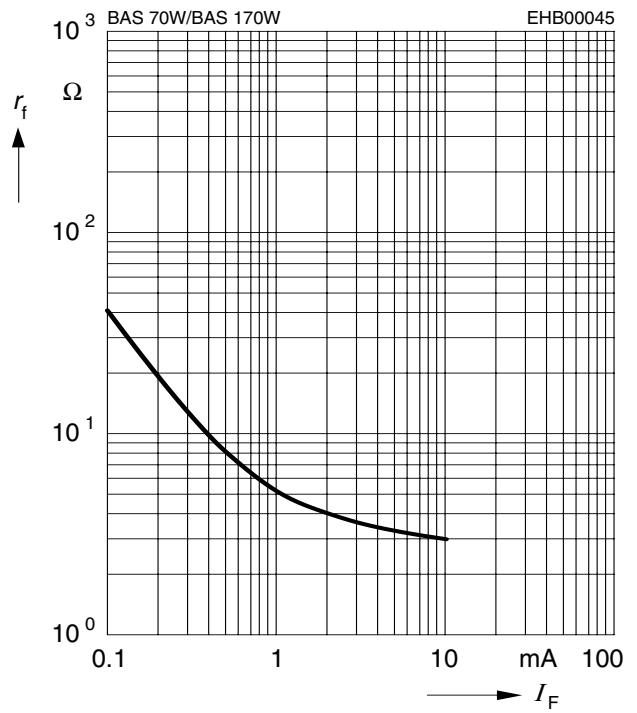
Diode capacitance $C_T = f(V_R)$

$f = 1\text{MHz}$



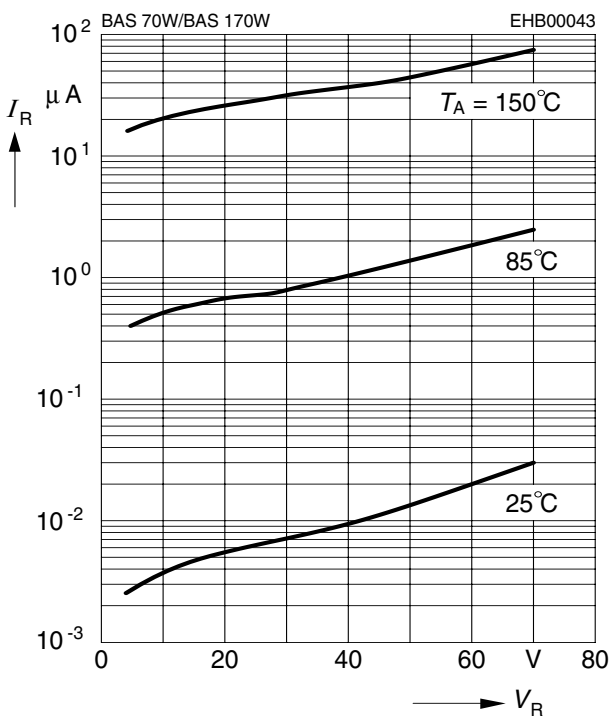
Forward resistance $r_f = f(I_F)$

$f = 10\text{kHz}$



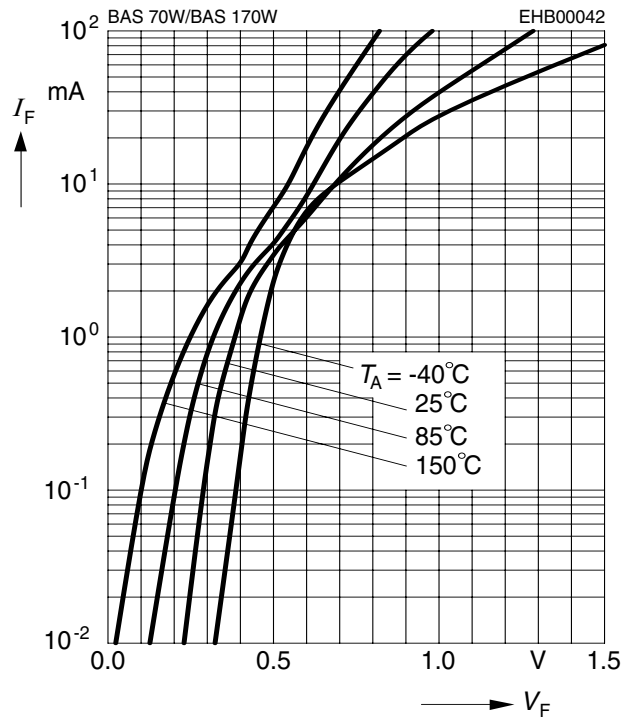
Reverse current $I_R = f(V_R)$

$T_A = \text{Parameter}$



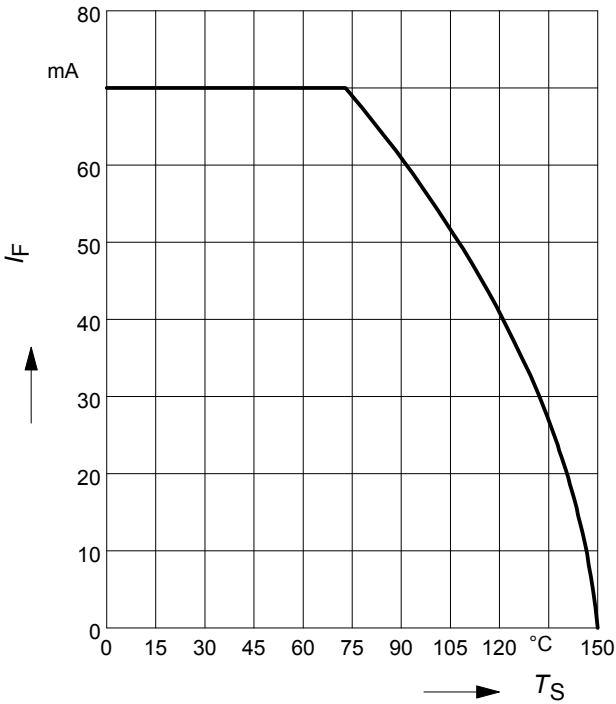
Forward current $I_F = f(V_F)$

$T_A = \text{Parameter}$



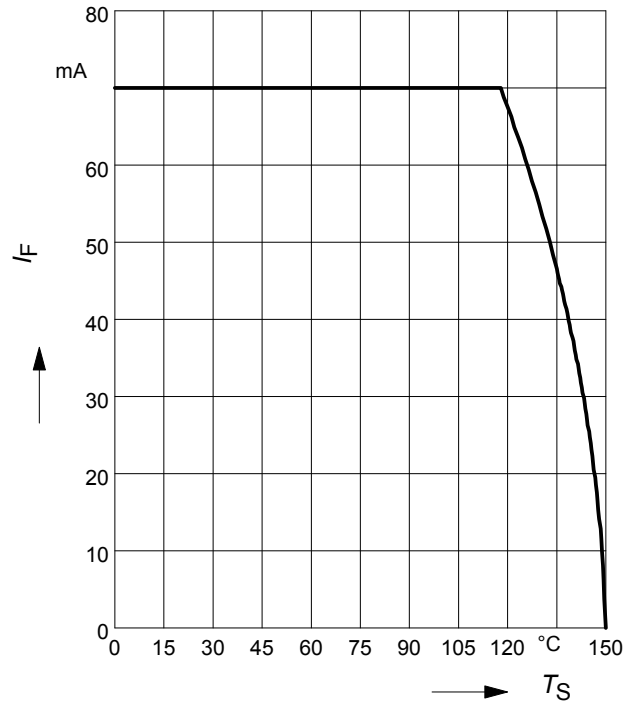
Forward current $I_F = f(T_S)$

BAS70, BAS70-07



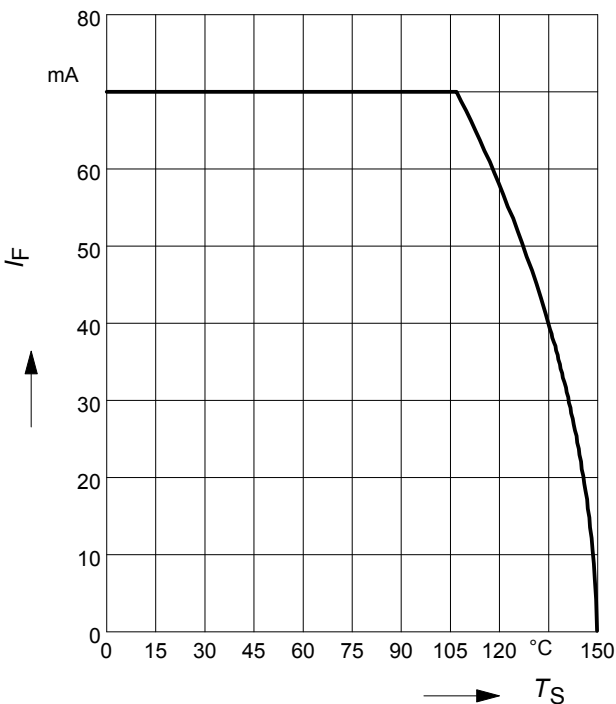
Forward current $I_F = f(T_S)$

BAS70-02L



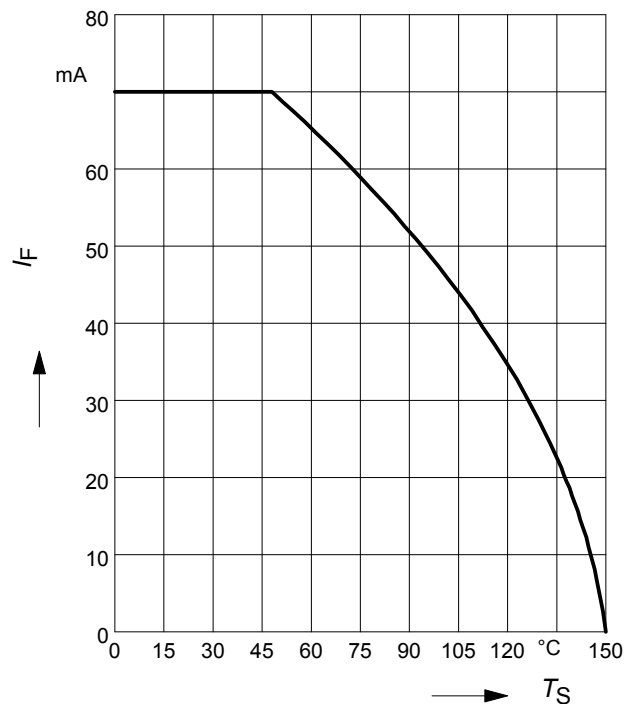
Forward current $I_F = f(T_S)$

BAS70-02W



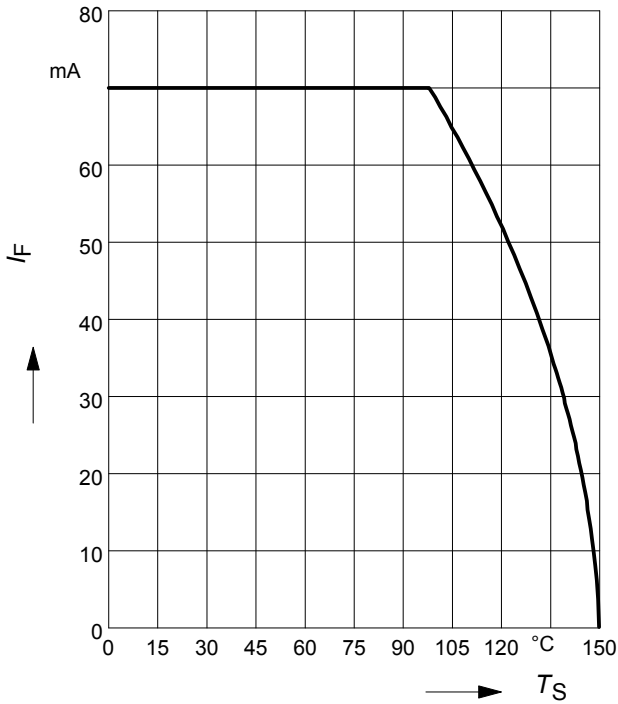
Forward current $I_F = f(T_S)$

BAS70-04, BAS70-06



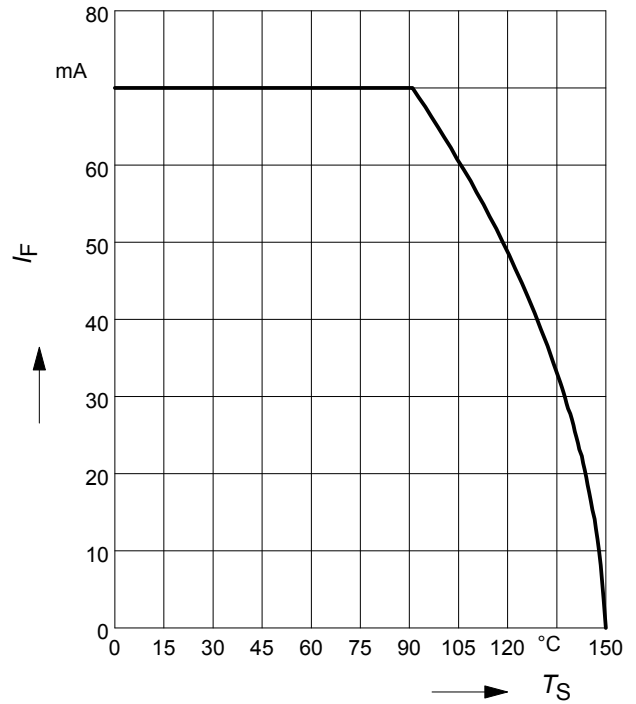
Forward current $I_F = f(T_S)$

BAS70-04S/W, BAS70-06W, BAS170W



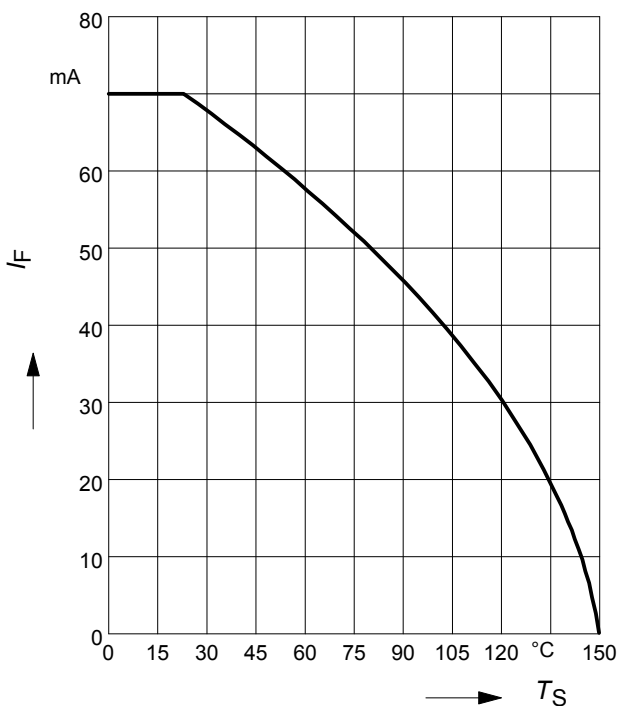
Forward current $I_F = f(T_S)$

BAS70-04T



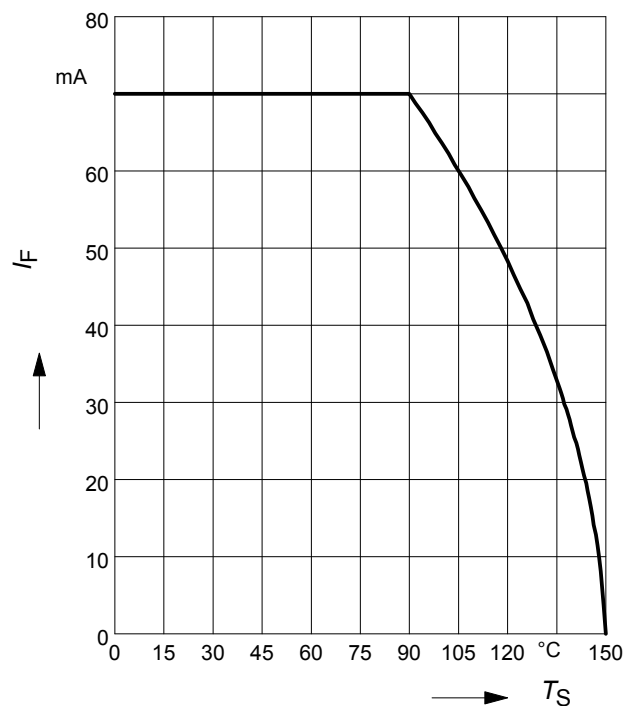
Forward current $I_F = f(T_S)$

BAS70-05



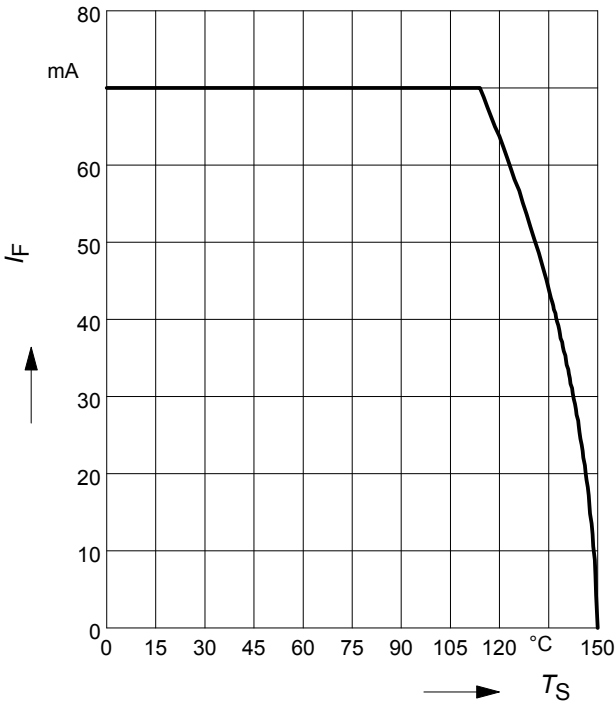
Forward current $I_F = f(T_S)$

BAS70-05W



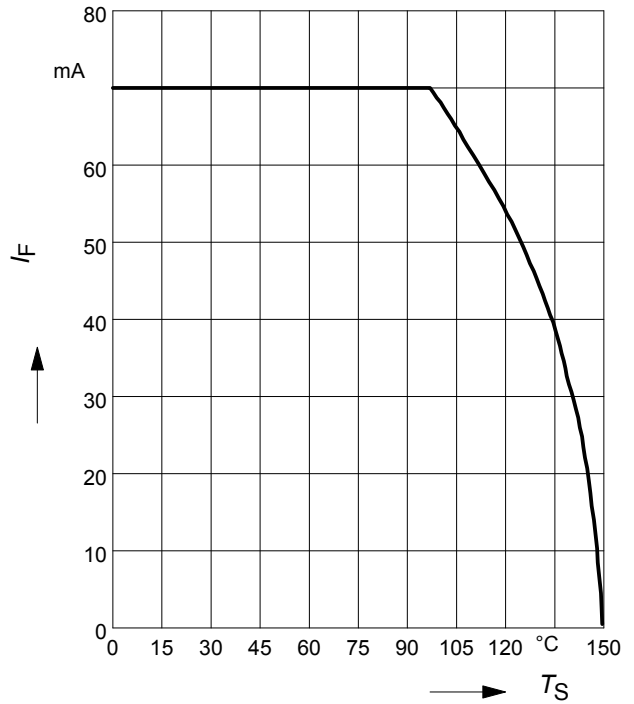
Forward current $I_F = f(T_S)$

BAS70-07W



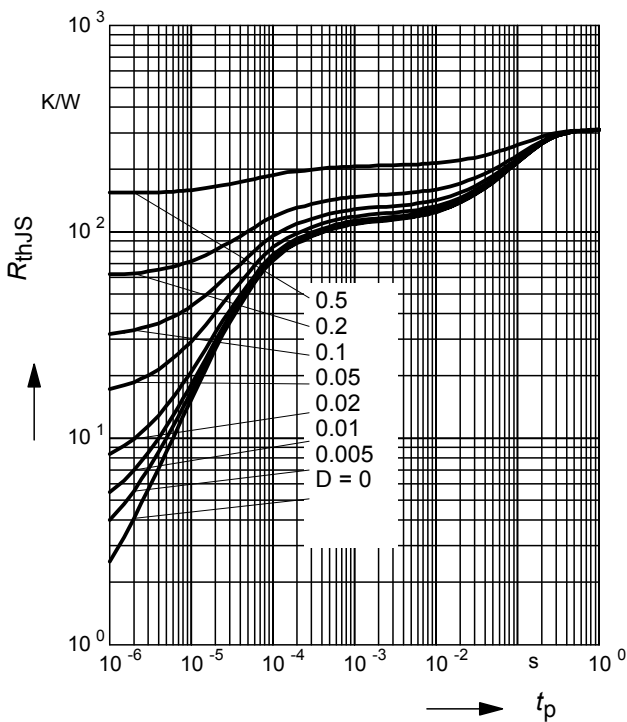
Forward current $I_F = f(T_S)$

BAS170W



Permissible Puls Load $R_{thJS} = f(t_p)$

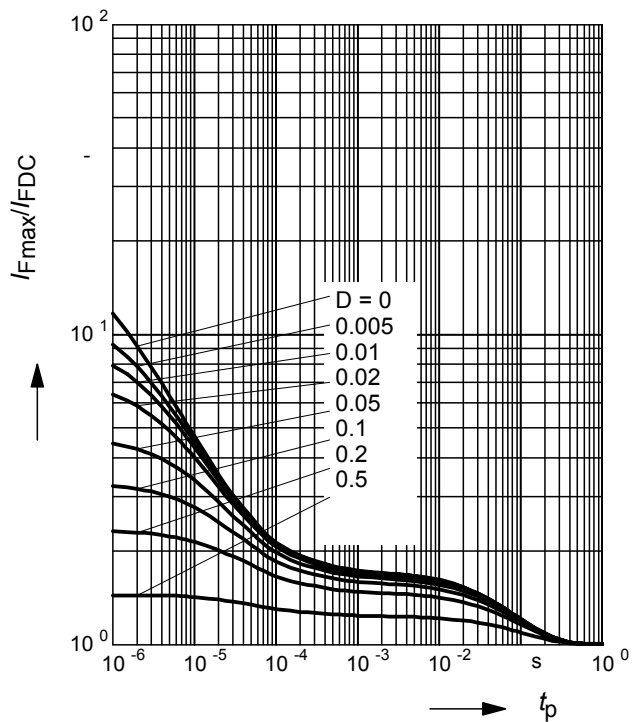
BAS70



Permissible Pulse Load

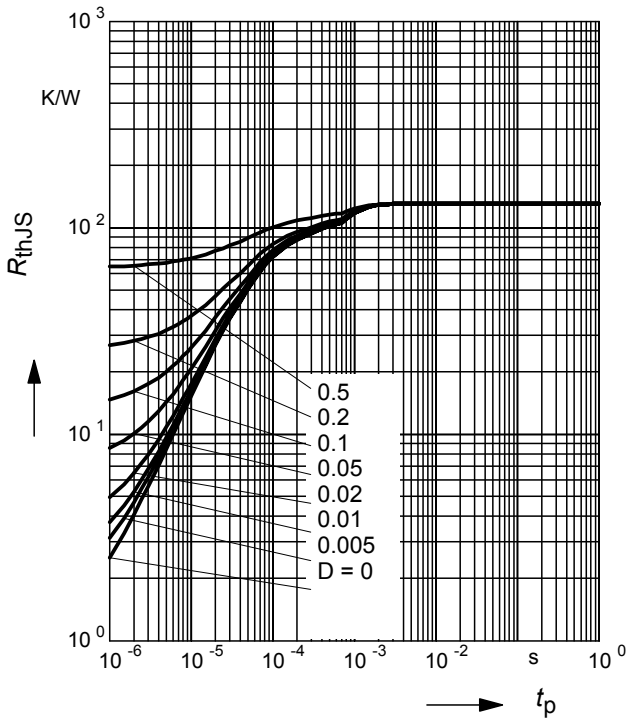
$I_{Fmax} / I_{FDC} = f(t_p)$

BAS70



Permissible Puls Load $R_{thJS} = f(t_p)$

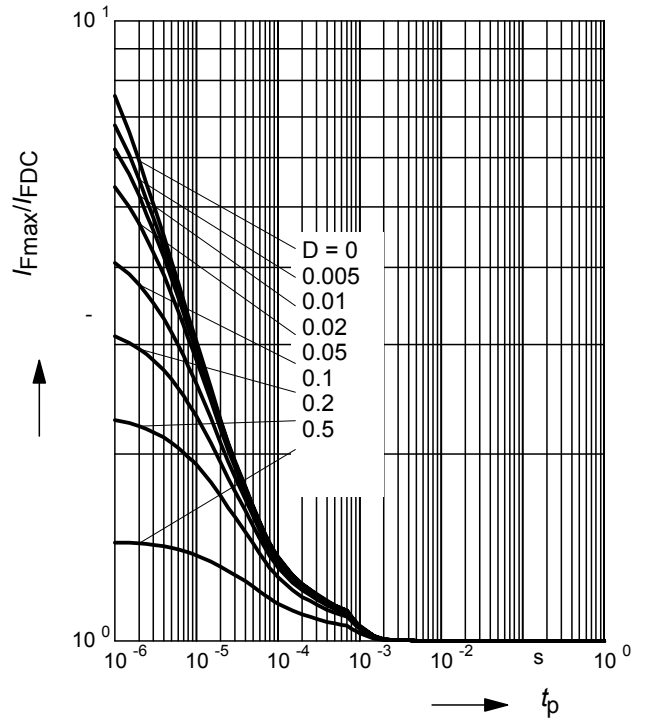
BAS70-02L



Permissible Pulse Load

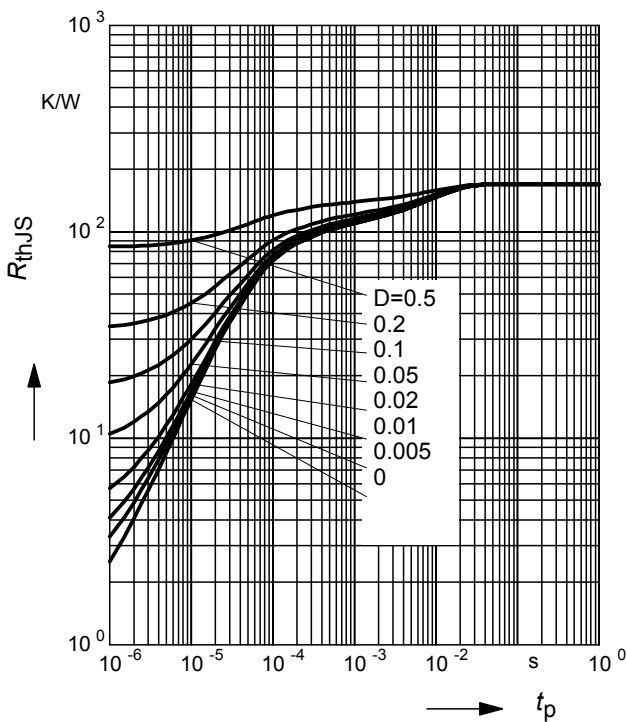
$I_{Fmax} / I_{FDC} = f(t_p)$

BAS70-02L



Permissible Puls Load $R_{thJS} = f(t_p)$

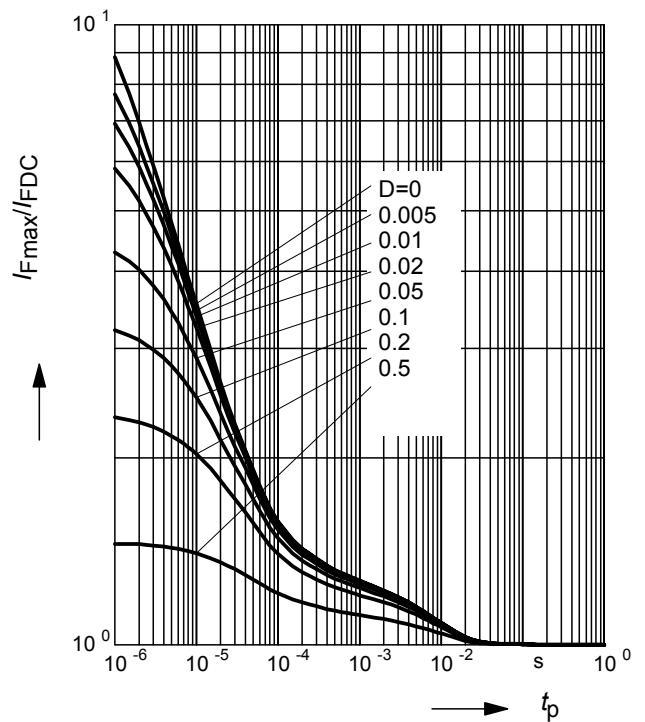
BAS70-02W



Permissible Pulse Load

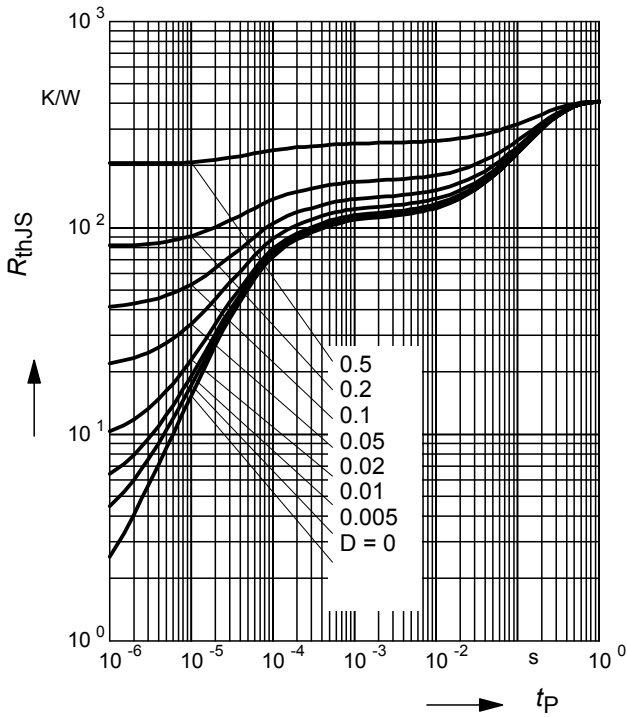
$I_{Fmax} / I_{FDC} = f(t_p)$

BAS70-02W



Permissible Puls Load $R_{thJS} = f(t_p)$

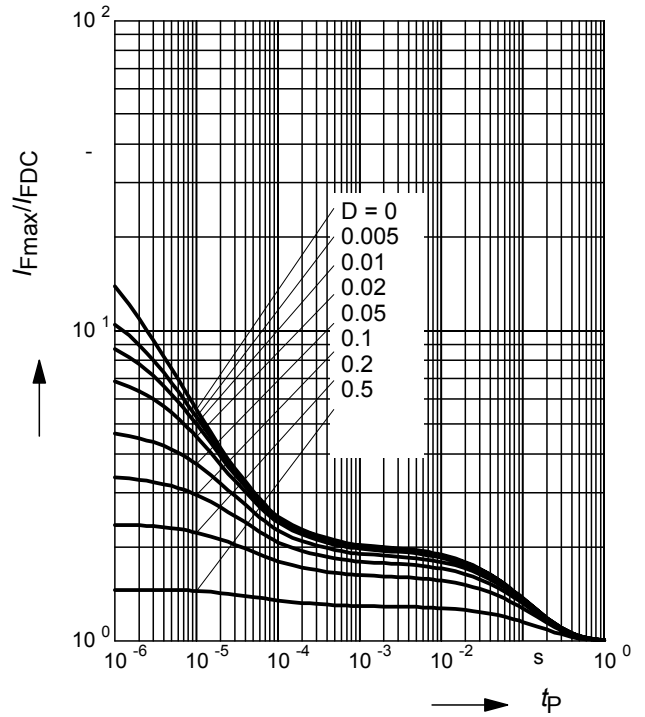
BAS70-04, BAS70-06



Permissible Pulse Load

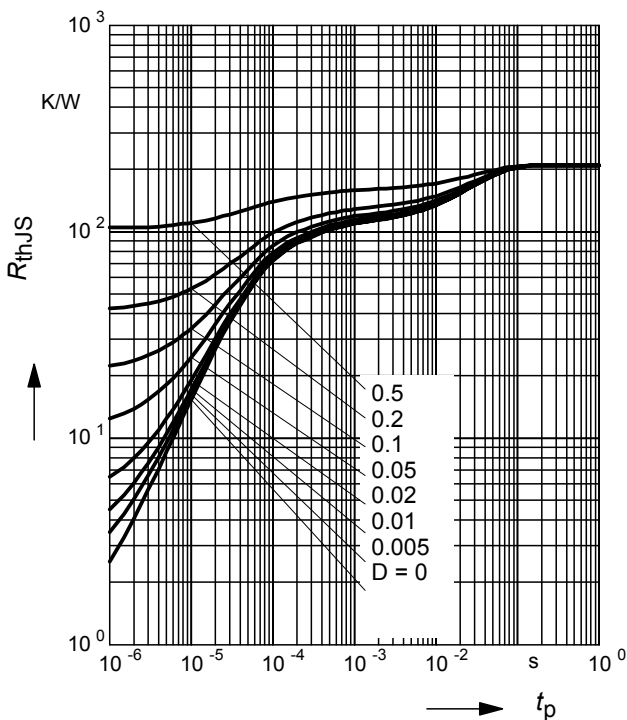
$I_{Fmax} / I_{FDC} = f(t_p)$

BAS70-04, BAS70-06



Permissible Puls Load $R_{thJS} = f(t_p)$

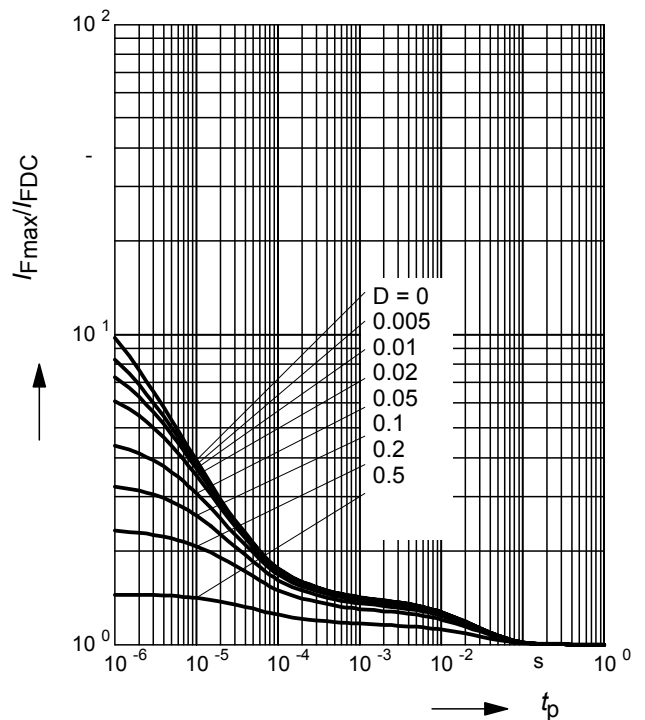
BAS70-04S



Permissible Pulse Load

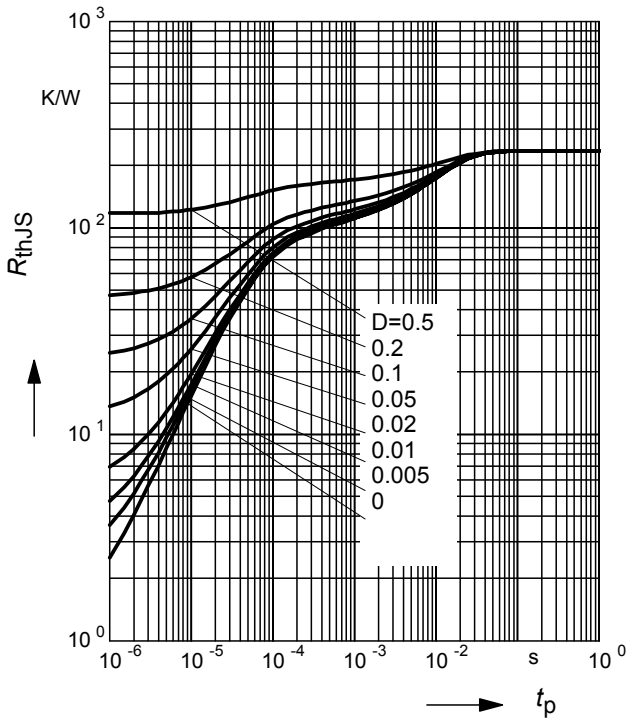
$I_{Fmax} / I_{FDC} = f(t_p)$

BAS70-04S



Permissible Puls Load $R_{thJS} = f(t_p)$

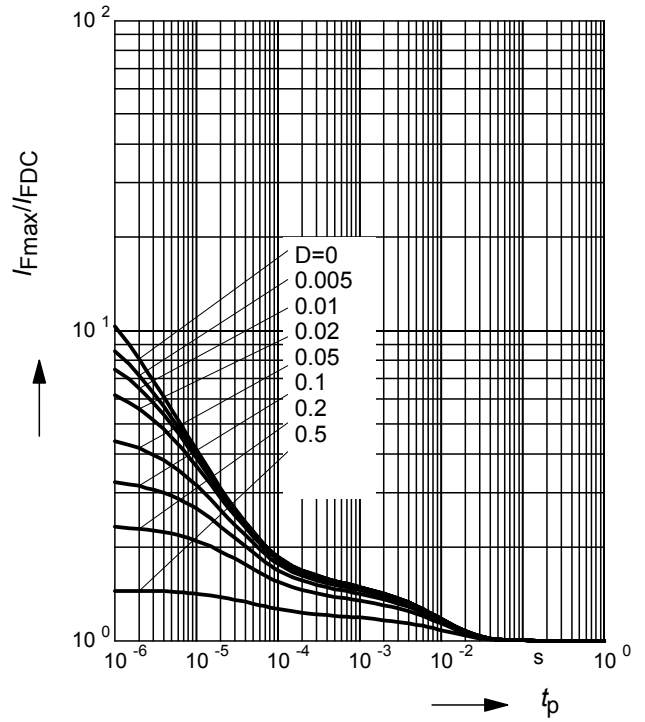
BAS70-04T



Permissible Pulse Load

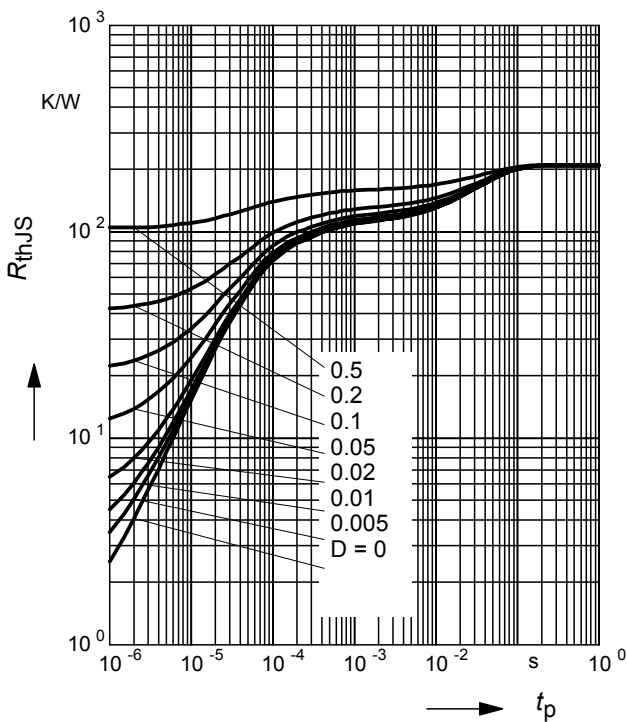
$I_{Fmax} / I_{FDC} = f(t_p)$

BAS70-04T



Permissible Puls Load $R_{thJS} = f(t_p)$

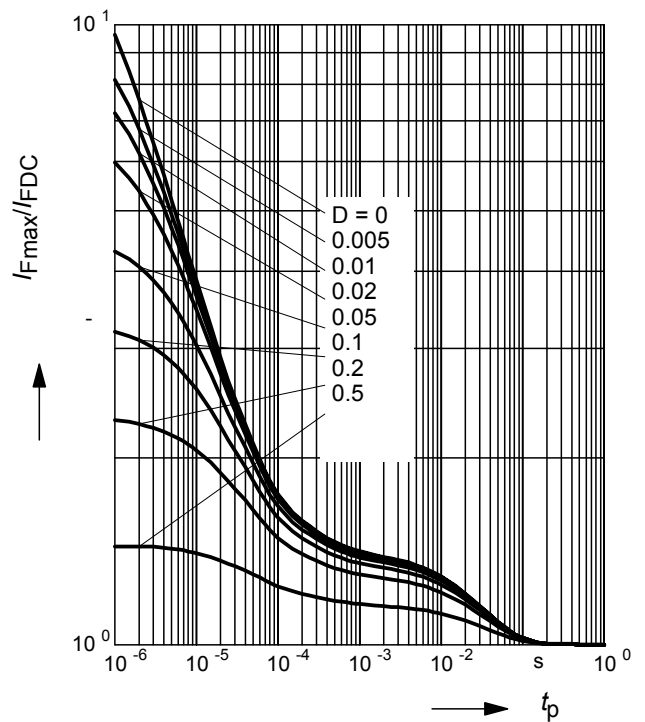
BAS70-04W, BAS70-06W



Permissible Pulse Load

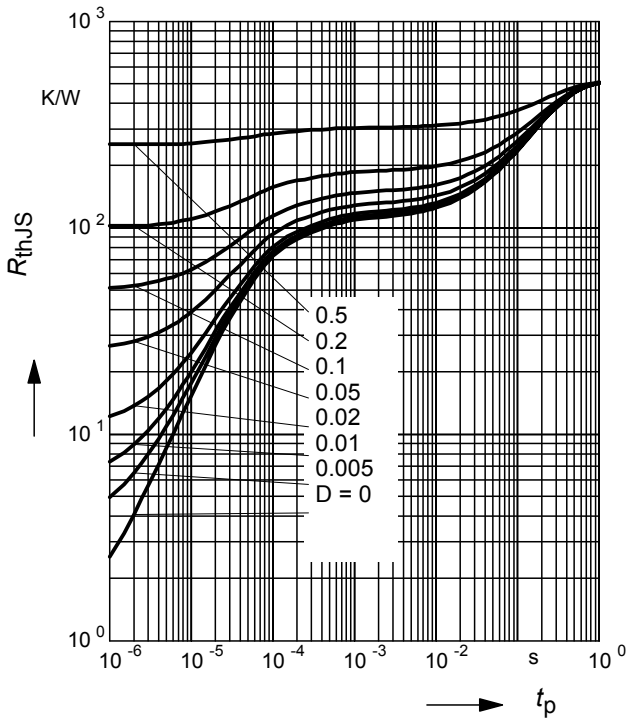
$I_{Fmax} / I_{FDC} = f(t_p)$

BAS70-04W, BAS70-06W



Permissible Puls Load $R_{thJS} = f(t_p)$

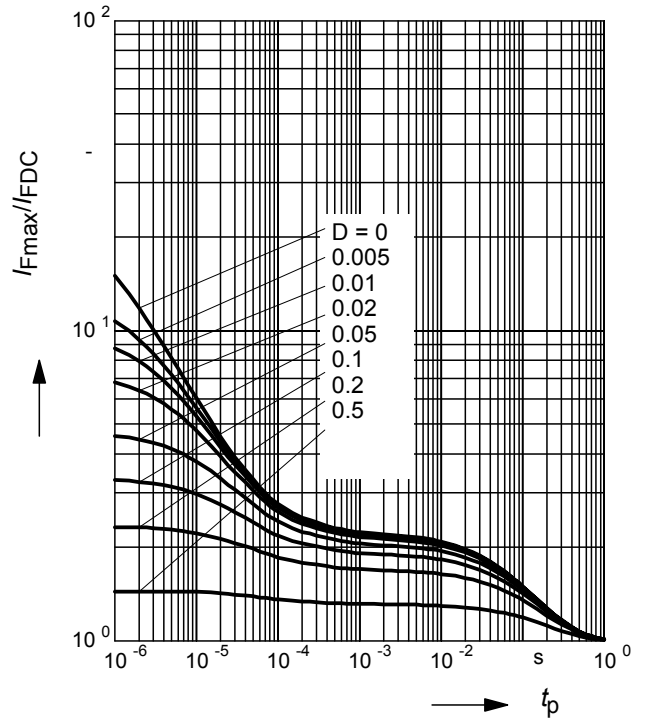
BAS70-05



Permissible Pulse Load

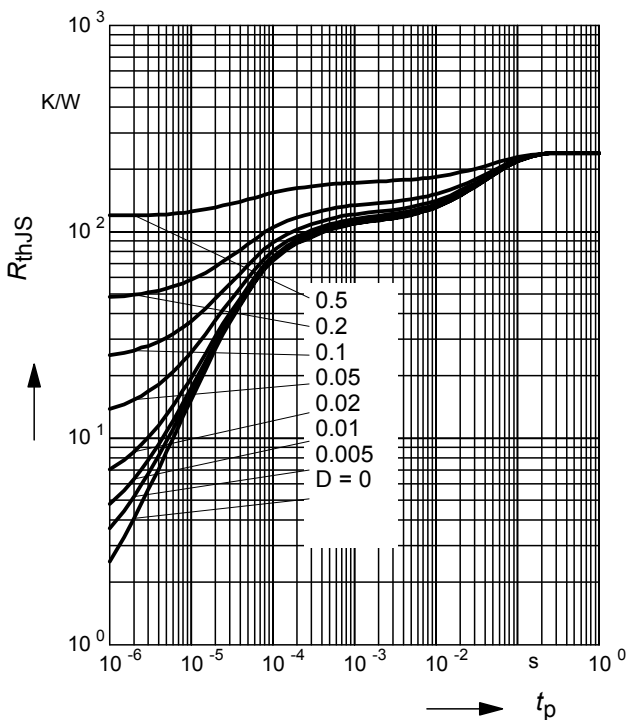
$I_{Fmax} / I_{FDC} = f(t_p)$

BAS70-05



Permissible Puls Load $R_{thJS} = f(t_p)$

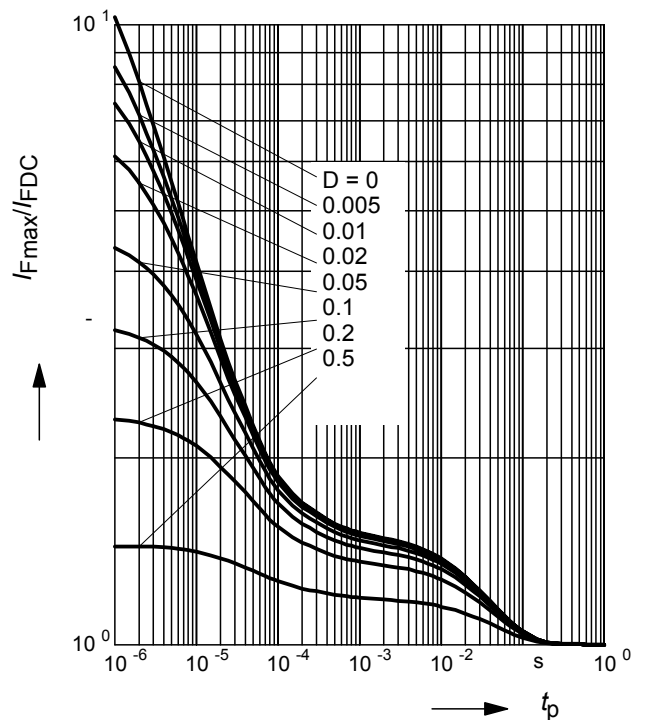
BAS70-05W



Permissible Pulse Load

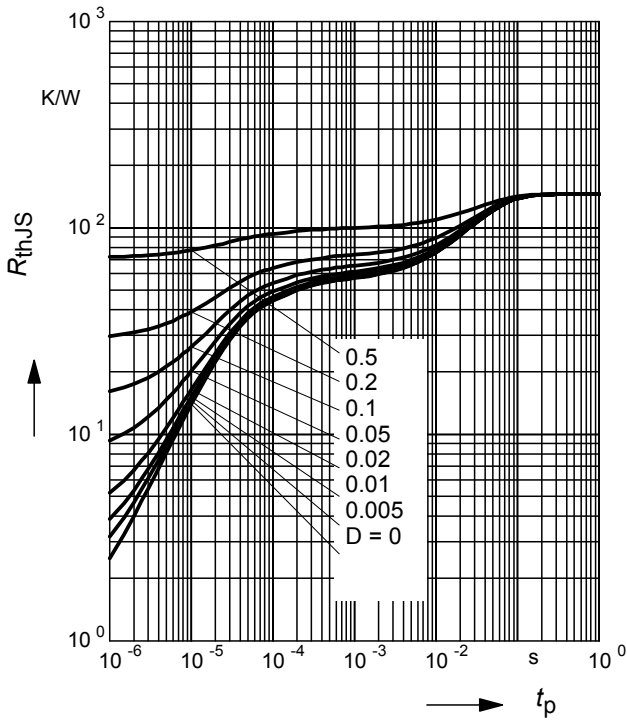
$I_{Fmax} / I_{FDC} = f(t_p)$

BAS70-05W



Permissible Puls Load $R_{thJS} = f(t_p)$

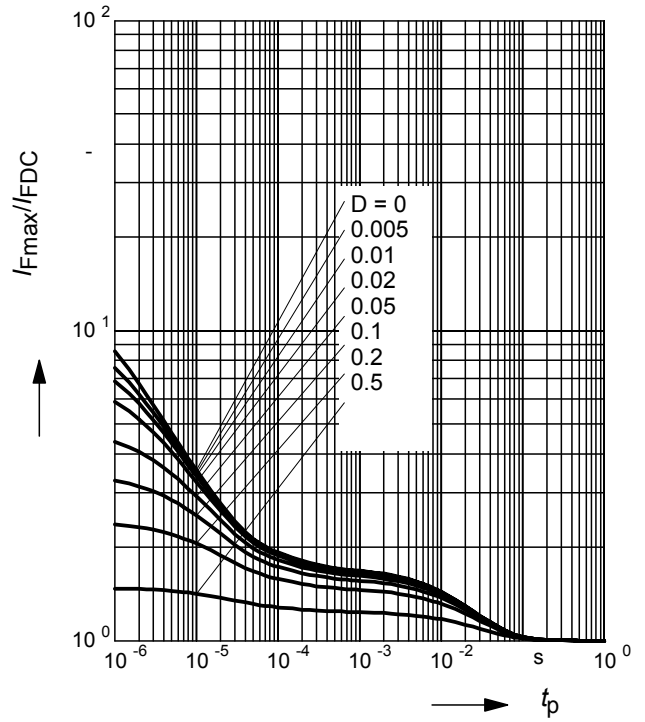
BAS70-07W



Permissible Pulse Load

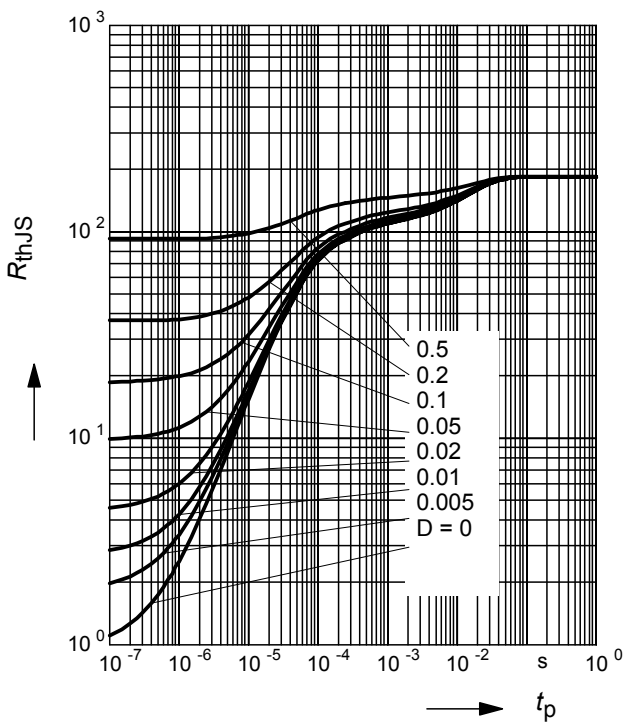
$I_{Fmax} / I_{FDC} = f(t_p)$

BAS70-07W



Permissible Puls Load $R_{thJS} = f(t_p)$

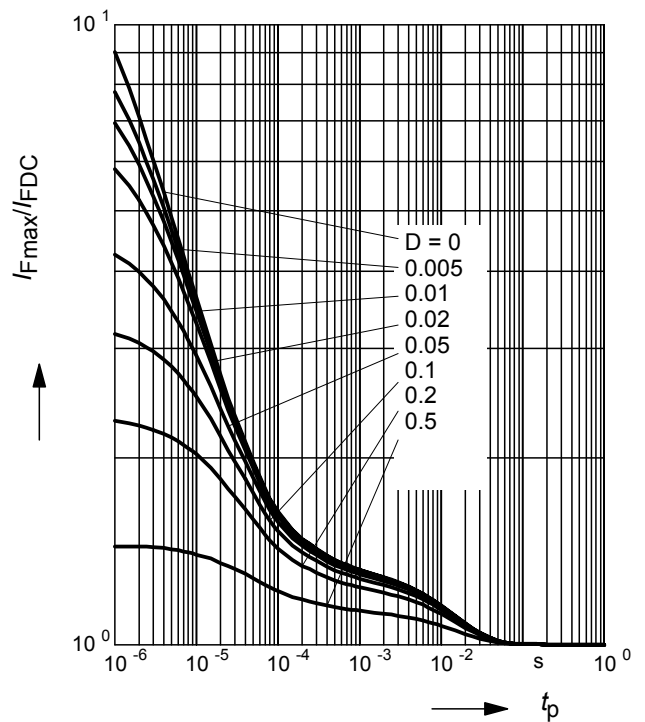
BAS170W



Permissible Pulse Load

$I_{Fmax} / I_{FDC} = f(t_p)$

BAS170W



单击下面可查看定价，库存，交付和生命周期等信息

[>>Infineon Technologies\(英飞凌\)](#)