


Force Guided Relay SR4 D/M

- 4 pole relay with force guided contacts according to EN EN61810-3 (formerly EN50205)
- Compact design and space efficient

Typical applications
Emergency shut-off, press control, machine control, elevator and escalator control, safety relays



F0244-C



Approvals
VDE Cert. No. 40005334, UL E214025, TUV 968/EL 230, CCC 2019010303217075
Technical data of approved types on request

Contact Data

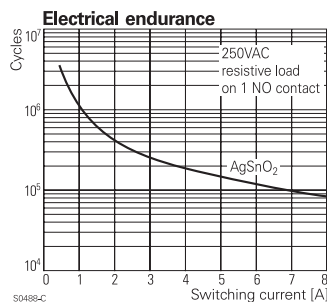
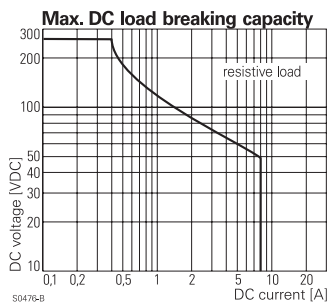
Contact arrangement	3 form A + 1 form B contacts 3 NO + 1 NC 2 form A + 2 form B contacts 2 NO + 2 NC
Rated voltage	250VAC
Max. switching voltage	400VAC
Rated current	8A
Contact material	AgSnO ₂
Contact style	single contact, force guided type A according to EN61810-3 (formerly EN50205)
Min. recommended contact load	5V/10mA
Initial contact resistance	≤100mΩ at 1A, 24VDC ≤20Ω at 10mA, 5VDC
Frequency of operation, with/without load	6/150min ⁻¹
Contact ratings	IEC60947-5-1, AC15-3A on 1 form A (NO) contact DC13-3A

Coil data
Coil voltage range 5 to 110VDC

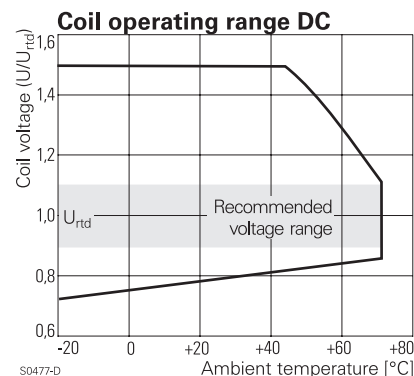
Coil versions, DC-coil

Coil code	Rated voltage VDC	Operate voltage VDC	Release voltage VDC	Coil resistance Ω±10%	Rated power mW
005	5	3.8	0.5	31	806
006	6	4.5	0.6	45	800
009	9	6.8	0.9	101	802
012	12	9.0	1.2	180	800
015	15	11.3	1.5	281	801
018	18	13.5	1.8	405	800
021	21	16.0	2.1	551	800
024	24	18.0	2.4	720	800
036	36	27.0	3.6	1620	800
040	40	30.0	4.0	2000	800
048	48	36.0	4.8	2880	800
060	60	45.0	6.0	4500	800
085	85	63.8	8.5	9031	800
110	110	83.0	11.0	15125	800

All figures are given for coil without pre-energization, at ambient temperature +23°C.



Mechanical endurance 10x10⁶ operations



Force Guided Relay SR4 D/M (Continued)

Insulation Data

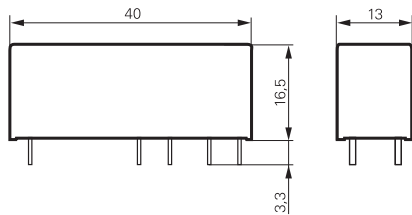
Initial dielectric strength	
between open contacts	1500Vrms
between contact and coil	4000Vrms
between adjacent contacts	2500Vrms
Clearance/creepage	
between open contacts	microdisconnection
between contact and coil	≥10/10mm
between adjacent contacts	≥3/3.5mm
Insulation to EN 50178, type of insulation	
between contact and coil	reinforced
between adjacent contacts	basic

Other Data

Material compliance: EU RoHS/ELV, China RoHS, REACH, Halogen content refer to the Product Compliance Support Center at www.te.com/customer-support/rohssupportcenter	
Ambient temperature	-25 to 70°C
Category of environmental Protection	
IEC 61 810	RTIII
Weight	30g
Resistance to soldering heat THT	
IEC 60068-2-20	260°C/5s
Packaging/unit	tube/10 pcs.

For more detailed information see product specification 2158002

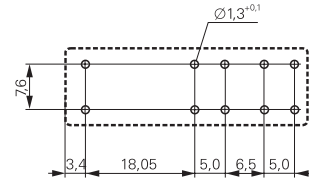
Dimensions



S0412-BH

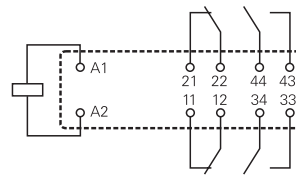
PCB layout / terminal assignment

Bottom view on solder pins



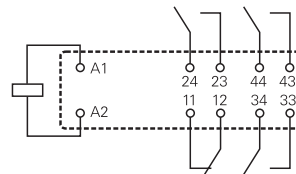
S0413-BC

2 form A + 2 form B, 2 NO + 2 NC contacts



S0413-BB

3 form A + 1 form B, 3 NO + 1 NC contacts



S0413-BA

Product code structure

Typical product code **SR4 D 4 012**

Type SR4 Relay with force guided contacts SR4				
Contact arrangement D 2 form A + 2 form B contacts (2 NO + 2 NC) M 3 form A + 1 form B contacts (3 NO + 1 NC)				
Contact material 4 AgSnO ₂				
Coil Coil code: please refer to coil versions table (e.g. 012=12VDC) Other types on request				

Force Guided Relay SR4 D/M (Continued)

Product code	Type	Contact arrangement	Contact material	Coil	Part number			
SR4D4005	4 pole relay with force guided contacts	2 form A + 2 form B, 2 NO + 2 NC contacts	AgSnO ₂	5VDC	7-1415054-1			
SR4D4006				6VDC	8-1415054-1			
SR4D4009				9VDC	9-1415054-1			
SR4D4012				12VDC	1415055-1			
SR4D4018				18VDC	1-1415055-1			
SR4D4021				21VDC	2-1415055-1			
SR4D4024				24VDC	3-1415055-1			
SR4D4036				36VDC	4-1415055-1			
SR4D4040				40VDC	5-1415055-1			
SR4D4048				48VDC	6-1415055-1			
SR4D4060				60VDC	7-1415055-1			
SR4D4085				85VDC	8-1415055-1			
SR4D4110				110VDC	9-1415055-1			
SR4M4005				3 form A + 1 form B, 3 NO + 1 NC contacts	3 form A + 1 form B, 3 NO + 1 NC contacts	AgSnO ₂	5VDC	5-1415053-1
SR4M4006							6VDC	6-1415053-1
SR4M4009							9VDC	7-1415053-1
SR4M4012							12VDC	8-1415053-1
SR4M4018	18VDC	9-1415053-1						
SR4M4021	21VDC	1415054-1						
SR4M4024	24VDC	4-1415053-1						
SR4M4036	36VDC	1-1415054-1						
SR4M4040	40VDC	2-1415054-1						
SR4M4048	48VDC	3-1415054-1						
SR4M4060	60VDC	4-1415054-1						
SR4M4085	85VDC	5-1415054-1						
SR4M4110	110VDC	6-1415054-1						

单击下面可查看定价，库存，交付和生命周期等信息

[>>TE Connectivity\(泰科\)](#)