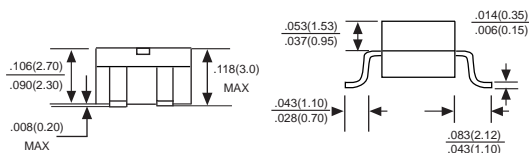
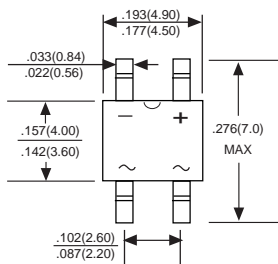


SMB12S THRU SMB120S

SURFACE MOUNT SCHOTTKY BRIDGE RECTIFIERS

Reverse Voltage - 20 to 200 Volts Forward Current - 1.0 Ampere

MBS



Dimensions in inches and (millimeters)

FEATURES

- ◆ The plastic package carries Underwriters Laboratory Flammability Classification 94V-0
- ◆ Schottky technology
- ◆ Ideal for automated placement
- ◆ High surge current capability
- ◆ Built-in strain relief, ideal for automated placement
- ◆ High forward surge current capability
- ◆ High temperature soldering guaranteed: 260°C/10 seconds at terminals
- ◆ Green compound (halogen & Sb₂O₃ free)

MECHANICAL DATA

Case: Molded plastic body

Terminals: Plated leads solderable per MIL-STD-750, Method 2026

Polarity: Polarity symbols marked on case

Mounting Position: Any

MAXIMUM RATINGS AND ELECTRICAL CHARACTERISTICS

Ratings at 25°C ambient temperature unless otherwise specified.

Single phase half-wave 60Hz, resistive or inductive load, for capacitive load current derate by 20%.

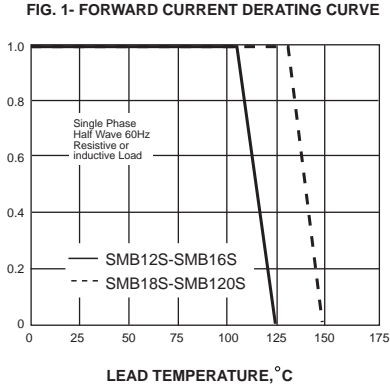
	SYMBOLS	SMB12S	SMB13S	SMB14S	SMB15S	SMB16S	SMB18S	SMB110S	SMB115S	SMB120S	UNITS	
Maximum repetitive peak reverse voltage	V_{RRM}	20	30	40	50	60	80	100	150	200	V	
Maximum RMS voltage	V_{RMS}	14	21	28	35	42	56	70	105	140	V	
Maximum DC blocking voltage	V_{DC}	20	30	40	50	60	80	100	150	200	V	
Maximum average forward rectified current at T_L (see fig. 1)	$I_{(AV)}$	1.0									A	
Peak forward surge current 8.3ms single half sine-wave superimposed on rated load	I_{FSM}	30.0									A	
Maximum instantaneous forward voltage at 1.0A	V_F	0.55			0.70		0.85		0.95		V	
Maximum DC reverse current at rated DC blocking voltage $T_A=25^\circ\text{C}$ $T_A=100^\circ\text{C}$	I_R	0.5						0.2			mA	
		10.0			5.0		2.0					
Typical junction capacitance (NOTE 1)	C_J	110			90						pF	
Typical thermal resistance (NOTE 2)	$R_{\theta JA}$	85.0									°C/W	
Operating junction temperature range	T_J	-55 to +125					-55 to +150					°C
Storage temperature range	T_{STG}	-55 to +150									°C	

Note: 1. Measured at 1MHz and applied reverse voltage of 4.0V D.C.

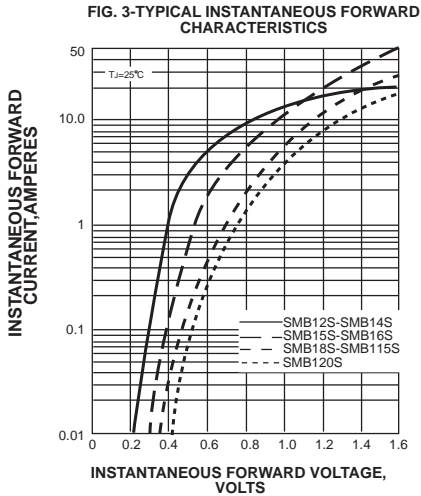
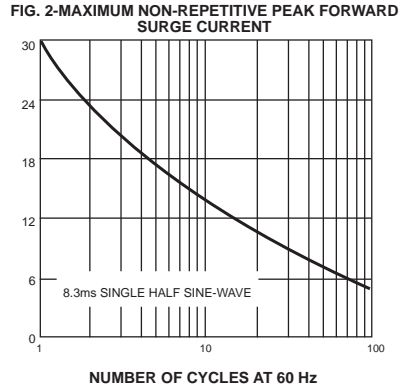
2. P.C.B. mounted with 0.2x0.2" (5.0x5.0mm) copper pad areas

RATINGS AND CHARACTERISTIC CURVES SMB12S THRU SMB120S

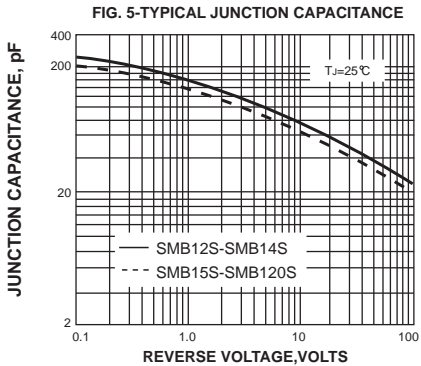
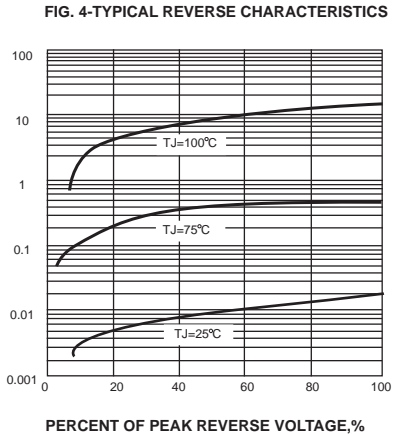
AVERAGE FORWARD RECTIFIED CURRENT, AMPERES



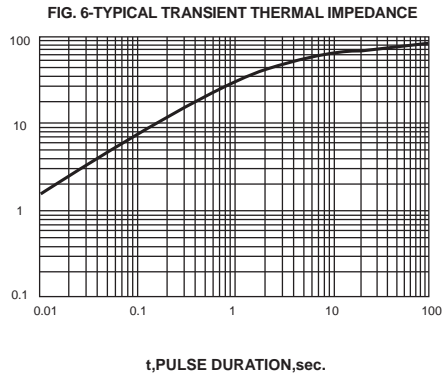
PEAK FORWARD SURGE CURRENT, AMPERES



INSTANTANEOUS REVERSE CURRENT, MILLIAMPERES



TRANSIENT THERMAL IMPEDANCE, °C/W



单击下面可查看定价，库存，交付和生命周期等信息

[>>STAR_SEA\(星海\)](#)