

Electrostatic Discharged Protection Devices (ESD) Data Sheet

Description

UAT26A03L05 is surge rated diode arrays designed to protect high speed data interfaces. It has been specifically designed to protect sensitive components which is connected to data and transmission lines from overvoltage caused by electrostatic discharge (ESD), electrical fast transients (EFT), and lightning.

The unique design of the device incorporates one surge rated, and four data lines. Low capacitance steering diodes and a TVS diode in a single package. The low capacitance array configuration allows the user to protect four high speed data or transmission lines.

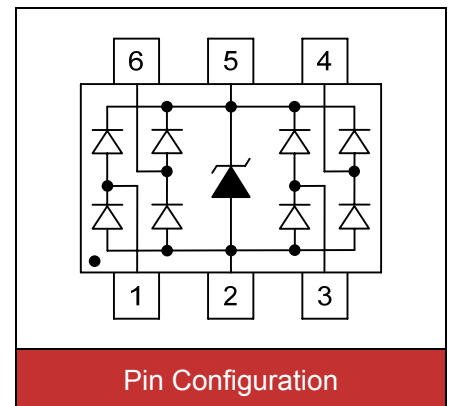


Contact : ±8kV
Air : ±15kV



Features

- IEC61000-4-2 ESD 15KV Air, 8KV contact compliance
- SOT23-6L surface mount package
- Protects four high-speed data lines and one power line
- Array of surge rated, low capacitance diodes
- Working voltage: 3.3V
- Low leakage current
- Low clamping voltage
- Solid-state silicon avalanche technology
- Lead Free/RoHS compliant
- Solder reflow temperature: Pure Tin-Sn, 260~270°C
- Flammability rating UL 94V-0
- Meets MSL level 1, per J-STD-020
- Marking: B A03



Applications

- USB power and data line protection
- WAN/LAN equipment
- 10/100/1000 Ethernet
- ISDN S/T interface
- Video line protection
- Microcontroller input protection
- I²C bus protection
- Portable electronics
- HDMI interface protection

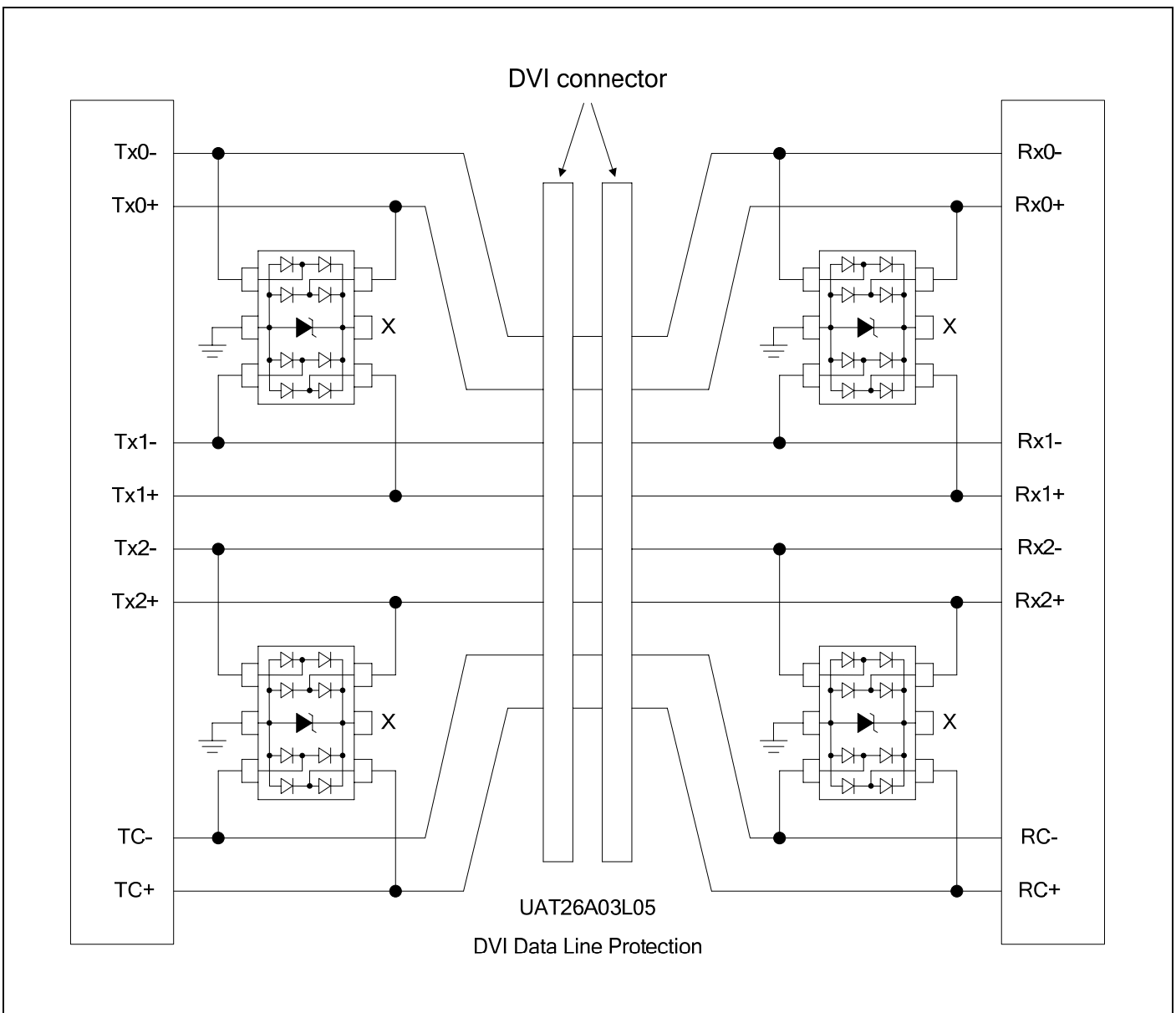
Maximum Ratings

Rating	Symbol	Value	Unit
Peak pulse current (tp=8/20μs waveform)	I _{PP}	4	A
ESD voltage (Contact discharge)	V _{ESD}	±8	kV
ESD voltage (Air discharge)		±15	
Storage & operating temperature range	T _{STG} , T _J	-55~+150	°C

Electrical Characteristics ($T_J=25^{\circ}\text{C}$)

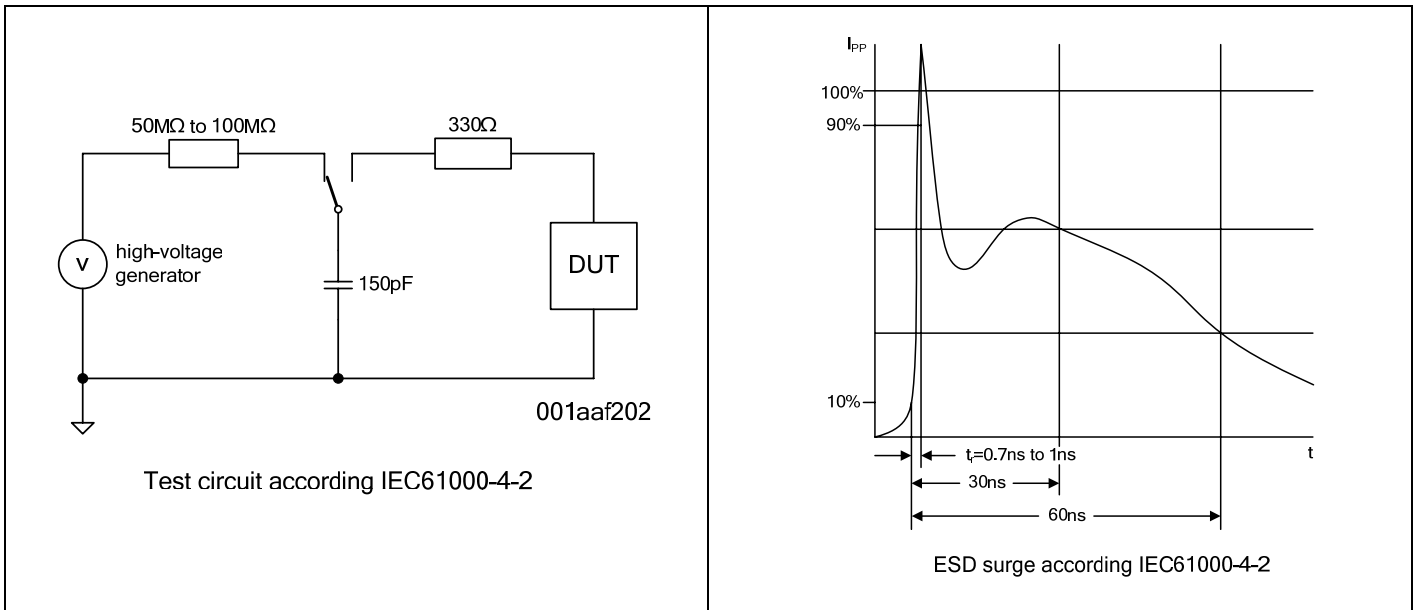
Parameter	Symbol	Condition	Min.	Typ.	Max.	Unit
Reverse stand-off voltage	V_{RWM}				3.3	V
Reverse breakdown voltage	V_{BR}	$I_{BR}=1\text{mA}$	4.5			V
Reverse leakage current	I_R	$V_R=3.3\text{V}$			1	μA
Clamping voltage ($t_p=8/20\mu\text{s}$)	V_C	$I_{PP}=1\text{A}$			8.5	V
Clamping voltage ($t_p=8/20\mu\text{s}$)	V_C	$I_{PP}=4\text{A}$			15	V
Off state junction capacitance	C_J	0Vdc, f=1MHz Between I/O pins and GND		0.5		pF

Applications Information



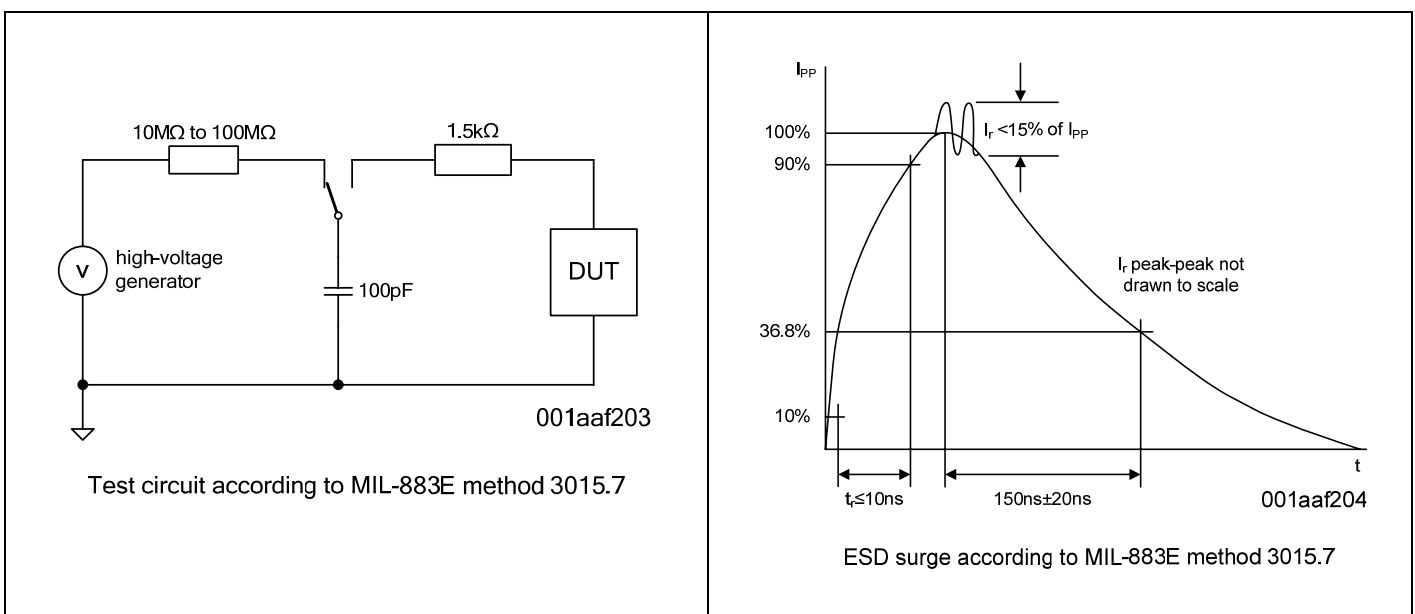
IEC61000-4-2

Interfaces of consumer electronic equipment are widely specified according to the International Electrotechnical Commission standard IEC61000-4-2. This standard is not targeted towards particular devices but towards general equipment, systems and subsystems that may be involved in electrostatic discharge. consists of a 150pF capacitor and a 330Ω series resistor representing the counterpart to the Device Under Test (DUT).

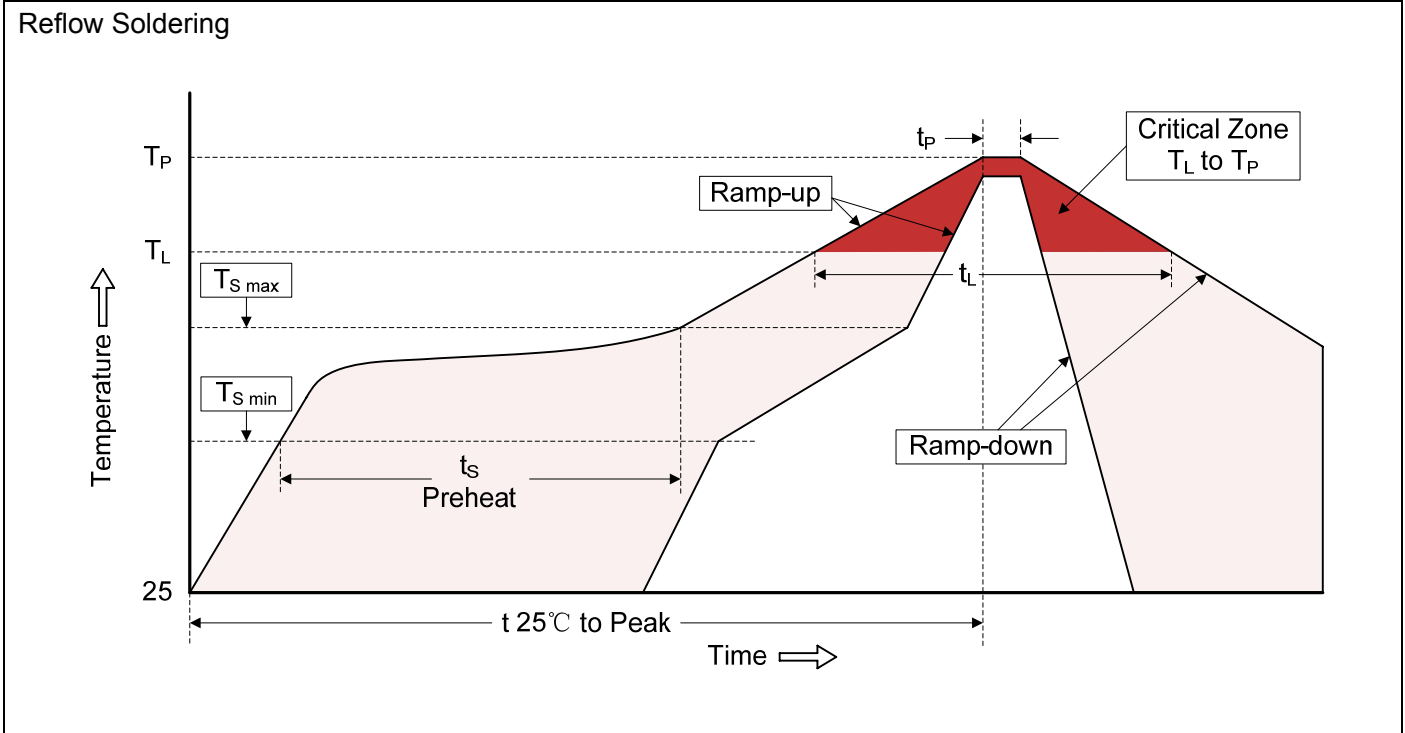


Human Body Model (HBM, MIL-883E method 3015.7)

The HBM standard simulates an ESD surge generated by human contact to electronic components.



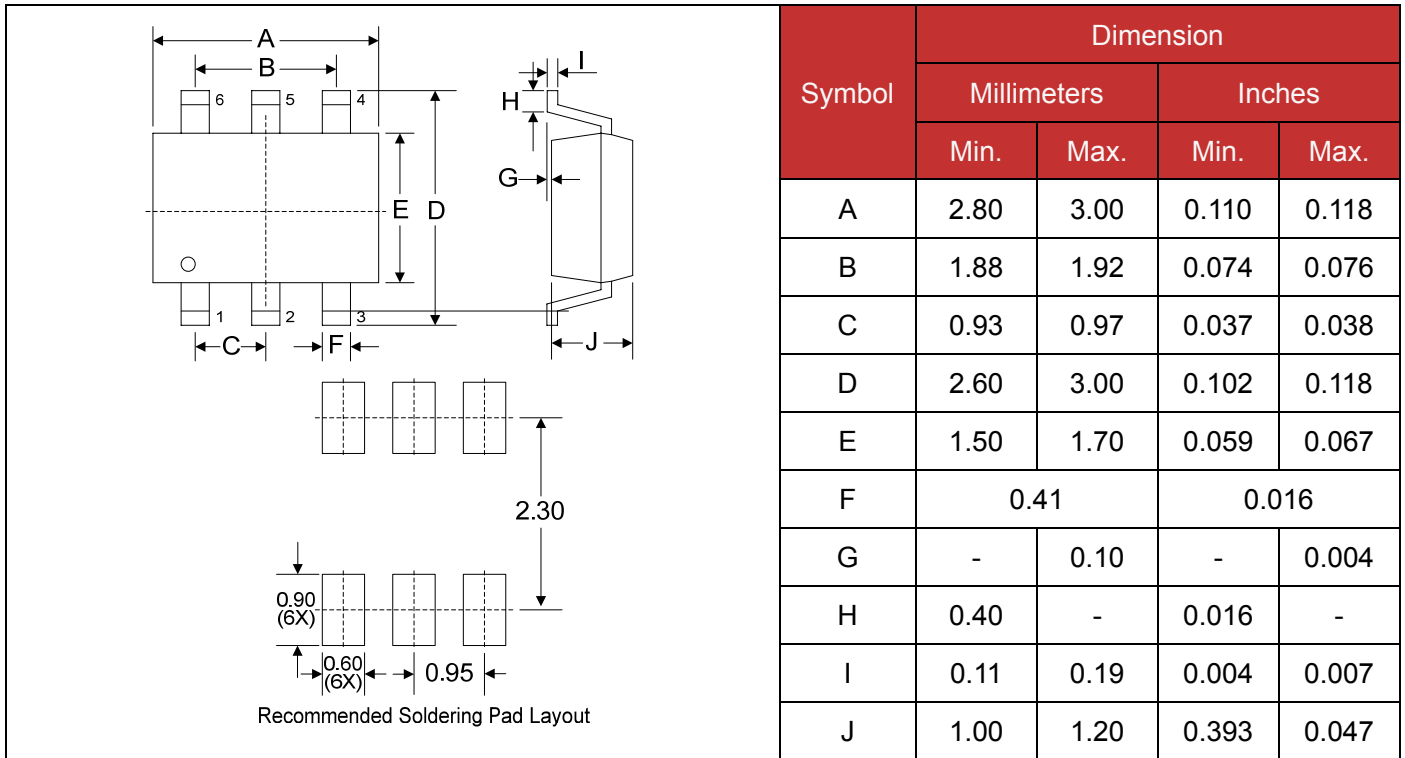
Recommended Soldering Conditions



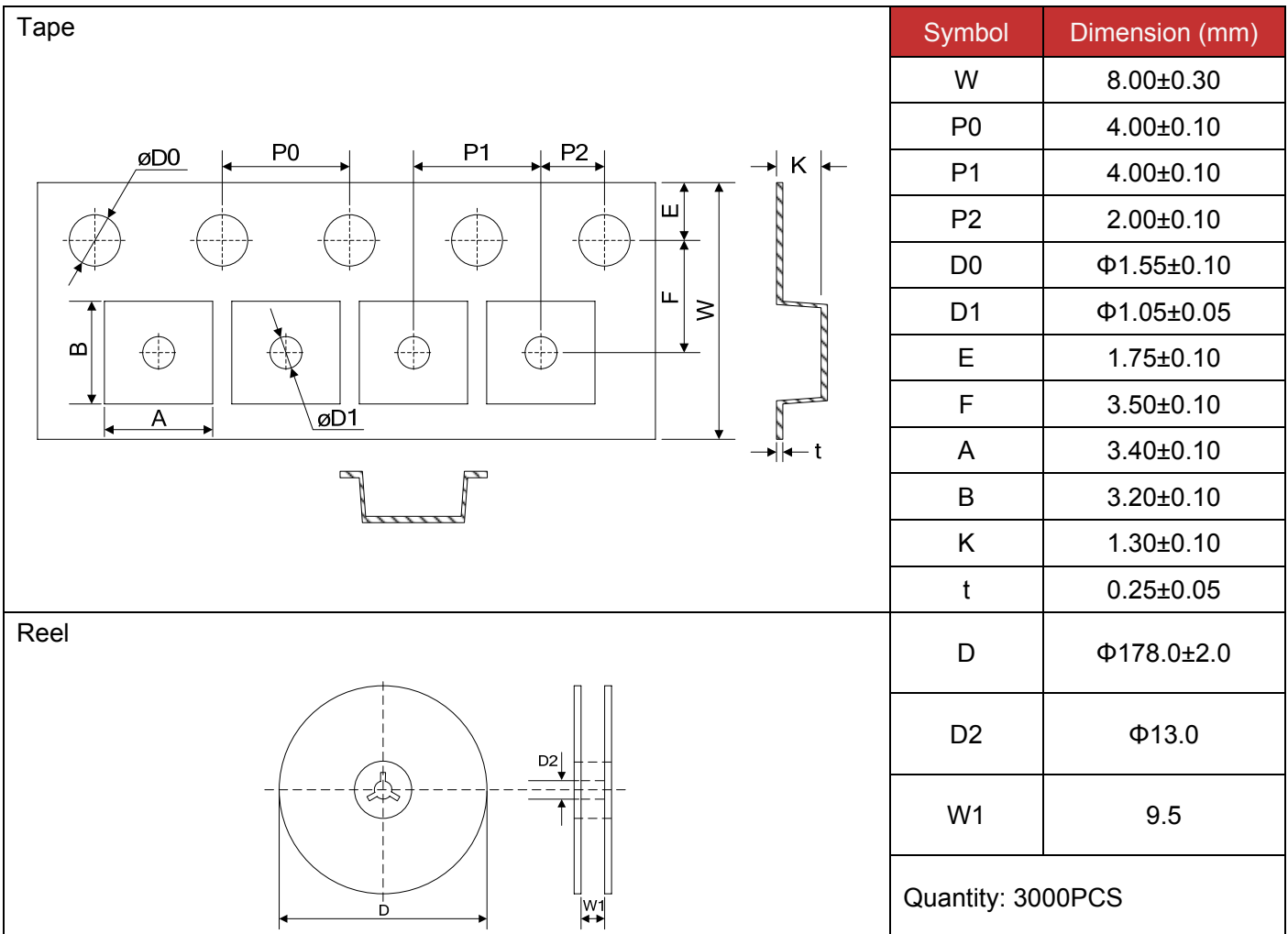
Recommended Conditions

Profile Feature	Pb-Free Assembly
Average ramp-up rate (T_L to T_P)	3°C/second max.
Preheat -Temperature Min ($T_{S\ min}$) -Temperature Max ($T_{S\ max}$) -Time (min to max) (t_s)	150°C 200°C 60-180 seconds
$T_{S\ max}$ to T_L -Ramp-up Rate	3°C/second max.
Time maintained above: -Temperature (T_L) -Time (t_L)	217°C 60-150 seconds
Peak Temperature (T_P)	260°C
Time within 5°C of actual Peak Temperature (t_p)	20-40 seconds
Ramp-down Rate	6°C/second max.
Time 25°C to Peak Temperature	8 minutes max.

Dimensions (SOT23-6L)



Packaging



单击下面可查看定价，库存，交付和生命周期等信息

[>>Brightking\(君耀电子\)](#)