



KBJ1500~KBJ1510

IN-LINE GLASS PASSIVATED SINGLE-PHASE BRIDGE RECTIFIER

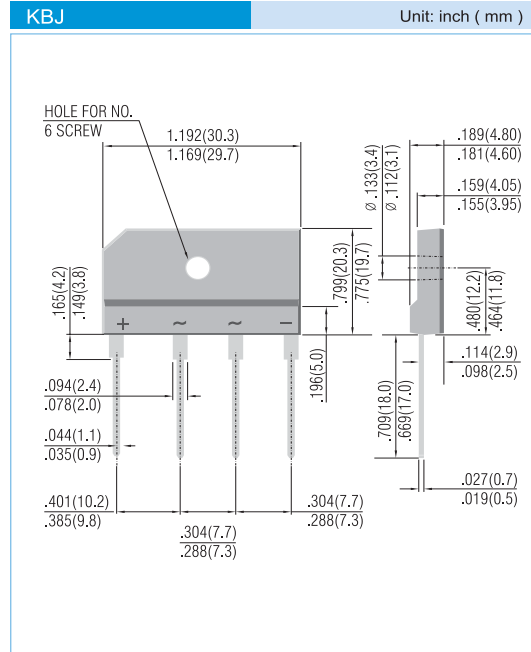
VOLTAGE 50 to 1000 Volts **CURRENT** 15 Amperes

FEATURES

- Plastic material has Underwriters Laboratory Flammability Classification 94V-O
- Ideal for printed circuit board
- Reliable low cost construction utilizing molded plastic technique
- Surge overload rating : 200 Amperes
- High temperature soldering guaranteed : 260 °C/10 seconds/.375"(9.5mm) lead length at 5 lbs.(2.3kg) tension
- Pb free product are available : 99% Sn above can meet RoHS environment substance directive request

MECHANICAL DATA

Case: Reliable low cost construction utilizing molded plastic technique
 Terminals: Leads solderable per MIL-STD-750, Method 2026
 Mounting position: Any
 Mounting torque : 20 in. lb. Max.
 Weight: 7.056g



MAXIMUM RATINGS AND ELECTRICAL CHARACTERISTICS

Ratings at 25°C ambient temperature unless otherwise specified. Resistive or inductive load, 60 Hz.
 For capacitive load, derate current by 20%

PARAMETER	SYMBOL	KBJ1500	KBJ1501	KBJ1502	KBJ1504	KBJ1506	KBJ1508	KBJ1510	UNITS
Maximum Recurrent Peak Reverse Voltage	V_{RRM}	50	100	200	400	600	800	1000	V
Maximum RMS Voltage	V_{RMS}	35	70	140	280	420	560	700	V
Maximum DC Blocking Voltage	V_{DC}	50	100	200	400	600	800	1000	V
Maximum Average Forward Current for Resistive Load at $T_c=55^\circ\text{C}$ (Note)	$I_{F(AV)}$	15							A
Non-repetitive Peak Forward Surge Current, Rated Load	I_{FSM}	200							A
Maximum Forward Voltage per Bridge Element at 15A Specified Current	V_F	1.1							V
Maximum Reverse Leakage Current at V_{RRM}	I_R	10							μA
Typical Thermal Resistance	$R_{\theta JC}$	1.2							$^\circ\text{C} / \text{W}$
Operating Junction Temperature Range	T_J	-50 TO +125							$^\circ\text{C}$
Storage Temperature Range	T_{STG}	-50 TO +125							$^\circ\text{C}$

NOTES:

1. Device mounted on 100mm*100mm*1.6mm Cu plate heatsink.



KBJ1500~KBJ1510

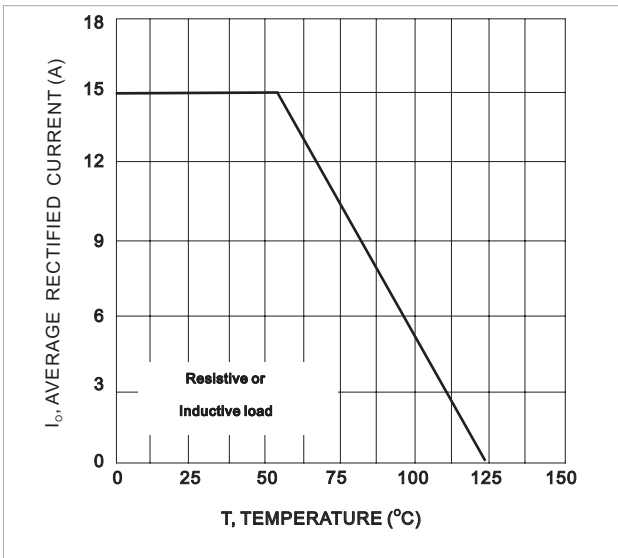


FIG.1-FORWARD CURRENT DERATING CURVE

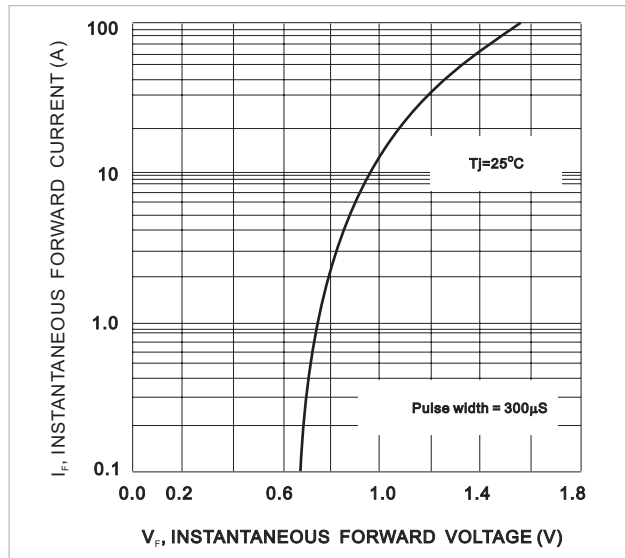


FIG.2-TYPICAL FWD CHARACTERISTICS, PER ELEMENT

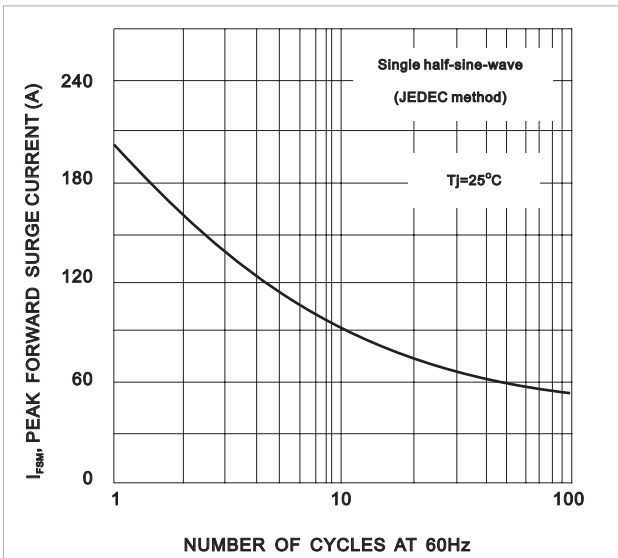


FIG.3-MAXIMUM NON-REPETITIVE SURGE CURRENT

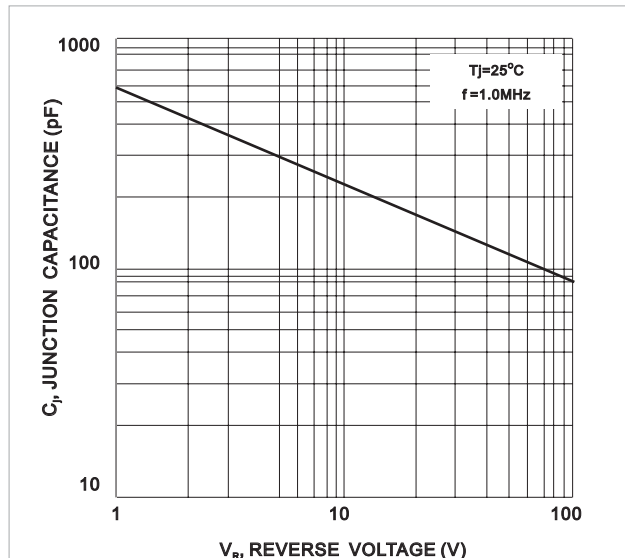


FIG.4-TYPICAL JUNCTION CAPACITANCE

单击下面可查看定价，库存，交付和生命周期等信息

[>>Panjit\(强茂\)](#)