


Convex Type Chip Array Resistors (RP)

■ Features

- Reducing SMD surface area (40% reduced)
- Reducing SMD cost (75% reduced)
- Applicable both flow and reflow soldering
- RoHS Compliant.



■ Part Number System

RP	
Type	
RP	Convex Type

10	
Size	
10	1005
16	1608

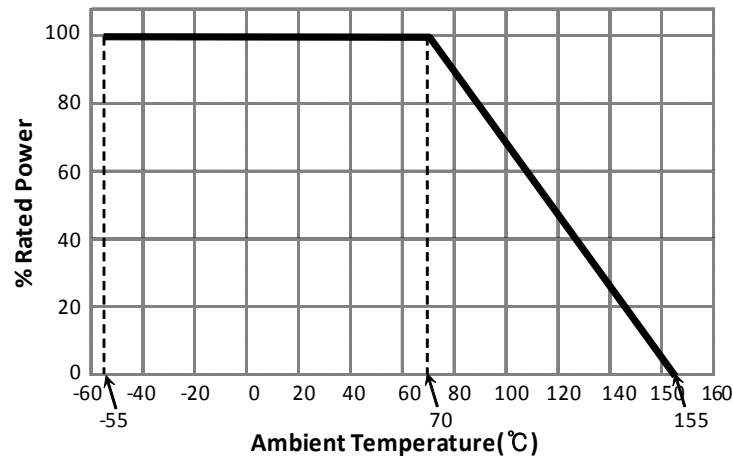
4P	
# of Resistors	
2P	2 pieces
4P	4 pieces

J	
Tolerance	
J	±5%
* Jumper : 'J'	

100	
Resistance Value	
3-digit coding (E-24 series)	
* Jumper : '000'	

CS	
Packing Type	
CS	7" reel
ES	10" reel
AS	13" reel

■ Power Derating Curve



■ Jumper Ratings

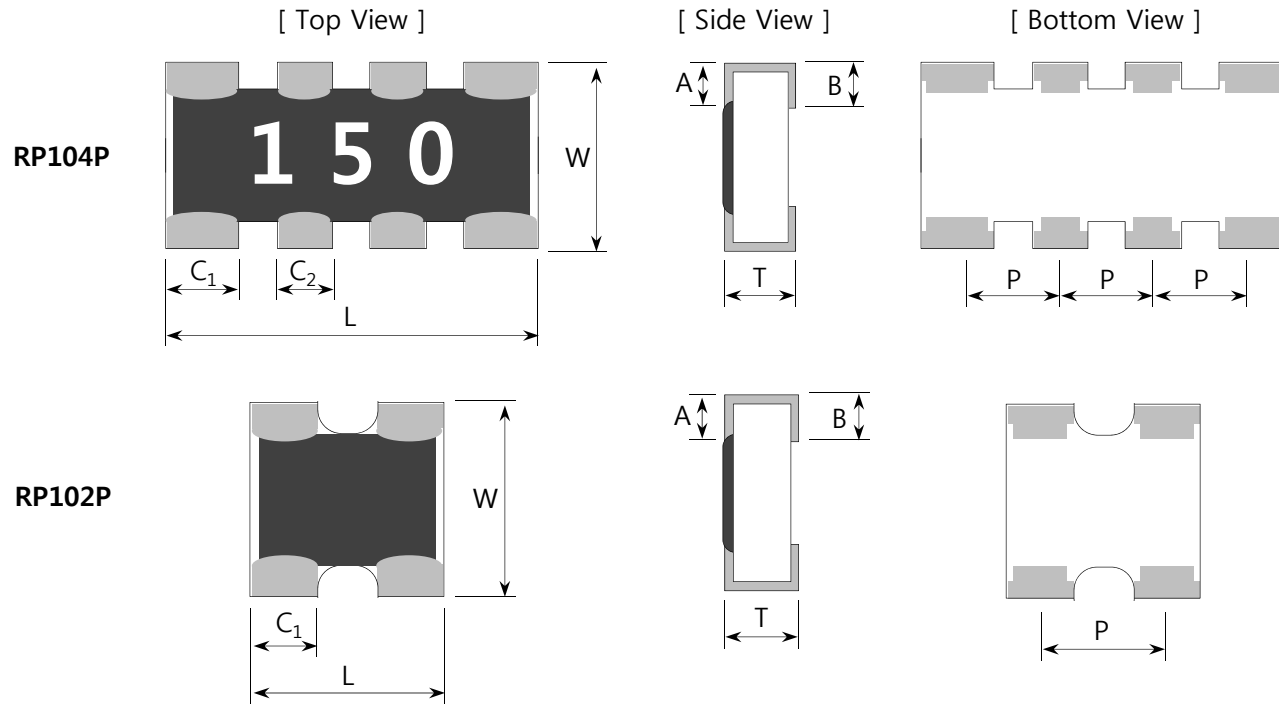
TYPE	Rated Current (A)	Max Overload Current (A)
102P, 104P	1	2
164P	1	2

■ Rated Voltage

$$V = \sqrt{P \times R}$$

V : Rated Voltage (V)
 P : Rated Power (W)
 R : Resistance Value (Ω)

■ Structure and Dimensions



[Unit : mm]

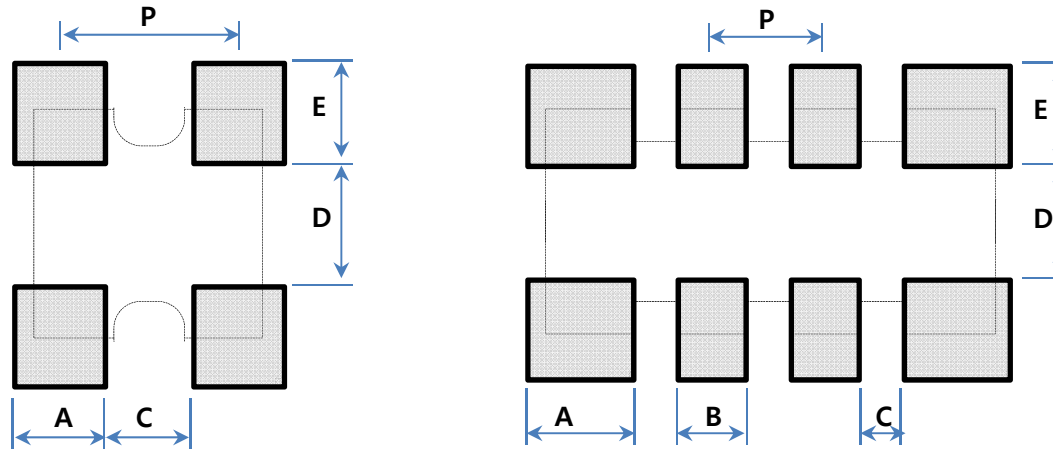
Size(mil)	L	W	T	A	B	C ₁	C ₂	P	Unit Weight
RP102P(0404)	1.00±0.10	1.00±0.10	0.35±0.10	0.20±0.10	0.25±0.10	0.33±0.10	0.33±0.10	0.65±0.10	1.1mg
RP104P(0804)	2.00±0.10	1.00±0.10	0.35±0.10	0.20±0.10	0.25±0.10	0.40±0.10	0.30±0.10	0.50±0.15	2.2mg
RP164P(1206)	3.20±0.10	1.60±0.10	0.50±0.10	0.30±0.15	0.30±0.15	0.60±0.15	0.40±0.15	0.80±0.15	8.9mg

Application Characteristics

Type	Size [inch]	Rated Power [W]	Rated Voltage [V]	Max Working Voltage [V]	Tolerance [%]	Resistance Range [Ω]	T.C.R [ppm/ $^{\circ}$ C]	Working Temp. [$^{\circ}$ C]	Moisture Level
RP102P	0404	1/16	$\sqrt{P \times R}$ P : Rated Power(W) R : Resistance(Ω)	25	±5(J)	1 ~ 1M	1~9.9 : ±300 10~1M : ±200	-55 ~ 155	Level 1
RP104P	0804	1/16		25					
RP164P	1206	1/16		50					

• Please contact our sales representatives or engineers for other specifications

Standard Soldering Pad Dimensions



[Unit : mm]

Size(mil)	A	B	C	D	E	P
RP102P(0404)	0.4	-	0.25	0.5	0.5	0.65
RP104P(0804)	0.5	0.3	0.2	0.5	0.5	0.5
RP164P(1206)	0.7	0.5	0.3	0.9	0.8	0.8

■ Performance Characteristics

ITEM	Requirements Specification		Test Conditions (JIS C 5201-1)
	Resistors	Jumpers	
Resistance	Within the specified tolerance	Max 50mΩ	JIS C 5201-1 4.5
Temperature Characteristic	Within the specified T.C.R	Max 50mΩ	JIS C 5201-1 4.8 +20°C → -55°C / +20°C → +125°C
Short time Overload	$\Delta R < \pm 1\% + 0.1\Omega$	Max 50mΩ	JIS C 5201-1 4.13 Rated Voltage×2.5, 5sec
Solderability	Immersed over 95%		JIS C 5201-1 4.17 Rosin Ethanol (25%WT) 245+5/-0°C, 2±0.5 sec
Resistance to Solder Heat	$\Delta R < \pm 1\% + 0.1\Omega$	Max 50mΩ	JIS C 5201-1 4.18 260±5°C, 10±1 sec
Temperature Cycle	$\Delta R < \pm 1\% + 0.1\Omega$	Max 50mΩ	JIS C 5201-1 4.19 -55°C ↔ +125°C, 100 cycle
Moisture Resistance	$\Delta R < \pm 3\% + 0.1\Omega$	Max 50mΩ	JIS C 5201-1 4.24 40±2°C, 90~95%RH, 1000 ⁺ 48hours
Load Life	$\Delta R < \pm 3\% + 0.1\Omega$	Max 50mΩ	JIS C 5201-1 4.25 Rated Voltage, 70±2°C, 1000 ⁺ 48hours 90mins ON, 30mins OFF
High Temp. Exposure	$\Delta R < \pm 3\% + 0.1\Omega$	Max 50mΩ	JIS C 5201-1 4.25.3 155±2°C, 1000 ⁺ 48hours

※ The reliability test condition can be replaced by the corresponding accelerated test condition.



Product specifications included in the specifications are effective as of March 01, 2015.

Please be advised that they are standard product specifications for reference only.

We may change, modify or discontinue the product specifications without notice at any time.

So, you need to approve the product specifications before placing an order.

Should you have any question regarding the product specifications,

please contact our sales personnel or application engineers.

单击下面可查看定价，库存，交付和生命周期等信息

[>>Samsung Electro-Mechanics\(三星电机\)](#)

[>>点击查看相关商品](#)