


Convex Type Chip Array Resistors (RP)

■ Features

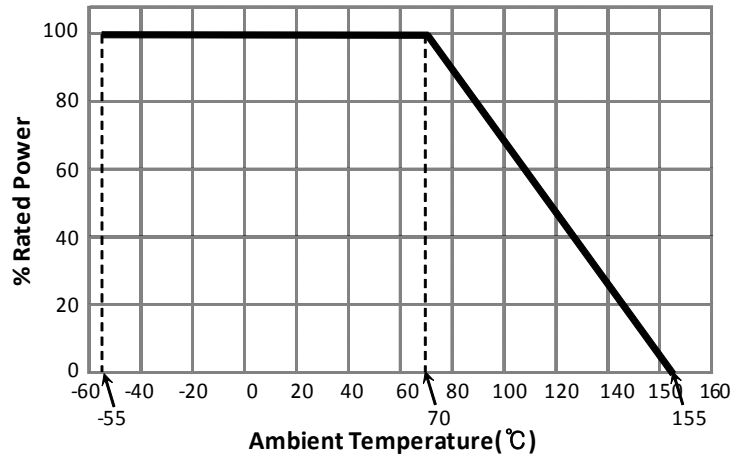
- Reducing SMD surface area (40% reduced)
- Reducing SMD cost (75% reduced)
- Applicable both flow and reflow soldering
- RoHS Compliant.



■ Part Number System

| RP | | 10 | | 4P | | J | | 100 | | CS | |
|------|-------------|------|------|----------------|----------|----------------|-----|------------------------------|--|--------------|----------|
| Type | | Size | | # of Resistors | | Tolerance | | Resistance Value | | Packing Type | |
| RP | Convex Type | 10 | 1005 | 2P | 2 pieces | J | ±5% | 3-digit coding (E-24 series) | | CS | 7" reel |
| | | 16 | 1608 | 4P | 4 pieces | * Jumper : 'J' | | * Jumper : '000' | | ES | 10" reel |
| | | | | | | | | | | AS | 13" reel |

■ Power Derating Curve



■ Jumper Ratings

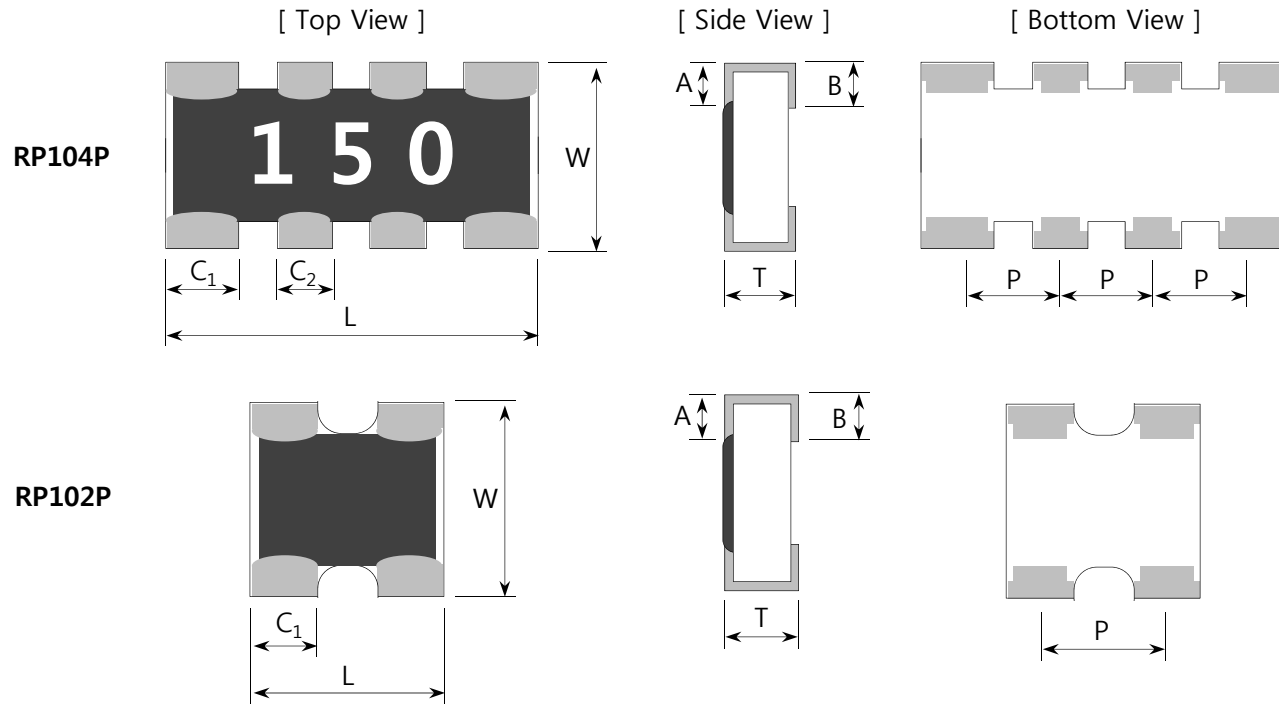
| TYPE | Rated Current (A) | Max Overload Current (A) |
|------------|-------------------|--------------------------|
| 102P, 104P | 1 | 2 |
| 164P | 1 | 2 |

■ Rated Voltage

$$V = \sqrt{P \times R}$$

V : Rated Voltage (V)
 P : Rated Power (W)
 R : Resistance Value (Ω)

■ Structure and Dimensions



[Unit : mm]

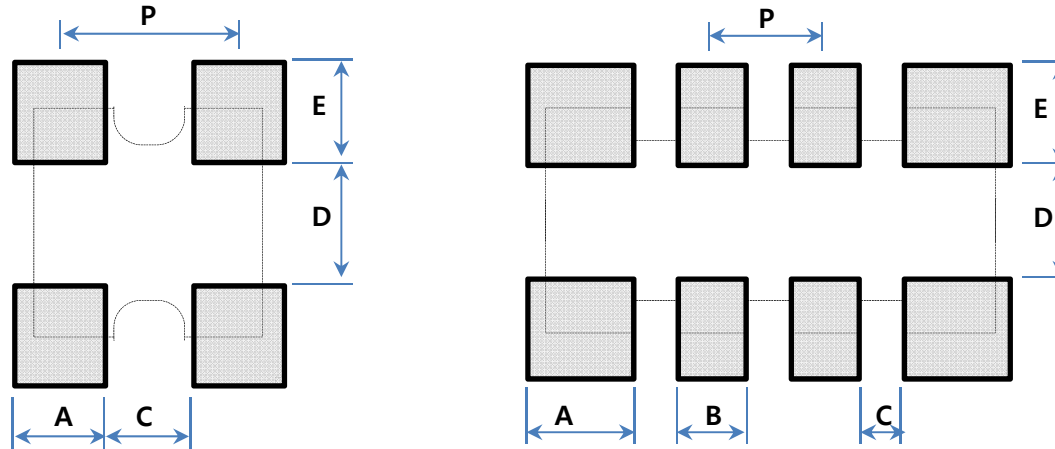
| Size(mil) | L | W | T | A | B | C ₁ | C ₂ | P | Unit Weight |
|--------------|-----------|-----------|-----------|-----------|-----------|----------------|----------------|-----------|-------------|
| RP102P(0404) | 1.00±0.10 | 1.00±0.10 | 0.35±0.10 | 0.20±0.10 | 0.25±0.10 | 0.33±0.10 | 0.33±0.10 | 0.65±0.10 | 1.1mg |
| RP104P(0804) | 2.00±0.10 | 1.00±0.10 | 0.35±0.10 | 0.20±0.10 | 0.25±0.10 | 0.40±0.10 | 0.30±0.10 | 0.50±0.15 | 2.2mg |
| RP164P(1206) | 3.20±0.10 | 1.60±0.10 | 0.50±0.10 | 0.30±0.15 | 0.30±0.15 | 0.60±0.15 | 0.40±0.15 | 0.80±0.15 | 8.9mg |

Application Characteristics

| Type | Size [inch] | Rated Power [W] | Rated Voltage [V] | Max Working Voltage [V] | Tolerance [%] | Resistance Range [Ω] | T.C.R [ppm/ $^{\circ}$ C] | Working Temp. [$^{\circ}$ C] | Moisture Level |
|--------|-------------|-----------------|---|-------------------------|---------------|-------------------------------|------------------------------|-------------------------------|----------------|
| RP102P | 0404 | 1/16 | $\sqrt{P \times R}$ P : Rated Power(W) R : Resistance(Ω) | 25 | ±5(J) | 1 ~ 1M | 1~9.9 : ±300 10~1M : ±200 | -55 ~ 155 | Level 1 |
| RP104P | 0804 | 1/16 | | 25 | | | | | |
| RP164P | 1206 | 1/16 | | 50 | | | | | |

• Please contact our sales representatives or engineers for other specifications

Standard Soldering Pad Dimensions



[Unit : mm]

| Size(mil) | A | B | C | D | E | P |
|--------------|-----|-----|------|-----|-----|------|
| RP102P(0404) | 0.4 | - | 0.25 | 0.5 | 0.5 | 0.65 |
| RP104P(0804) | 0.5 | 0.3 | 0.2 | 0.5 | 0.5 | 0.5 |
| RP164P(1206) | 0.7 | 0.5 | 0.3 | 0.9 | 0.8 | 0.8 |

■ Performance Characteristics

| ITEM | Requirements Specification | | Test Conditions (JIS C 5201-1) |
|-----------------------------------|----------------------------------|----------|--|
| | Resistors | Jumpers | |
| Resistance | Within the specified tolerance | Max 50mΩ | JIS C 5201-1 4.5 |
| Temperature Characteristic | Within the specified T.C.R | Max 50mΩ | JIS C 5201-1 4.8 +20°C → -55°C / +20°C → +125°C |
| Short time Overload | $\Delta R < \pm 1\% + 0.1\Omega$ | Max 50mΩ | JIS C 5201-1 4.13 Rated Voltage×2.5, 5sec |
| Solderability | Immersed over 95% | | JIS C 5201-1 4.17 Rosin Ethanol (25%WT) 245+5/-0°C, 2±0.5 sec |
| Resistance to Solder Heat | $\Delta R < \pm 1\% + 0.1\Omega$ | Max 50mΩ | JIS C 5201-1 4.18 260±5°C, 10±1 sec |
| Temperature Cycle | $\Delta R < \pm 1\% + 0.1\Omega$ | Max 50mΩ | JIS C 5201-1 4.19 -55°C ↔ +125°C, 100 cycle |
| Moisture Resistance | $\Delta R < \pm 3\% + 0.1\Omega$ | Max 50mΩ | JIS C 5201-1 4.24 40±2°C, 90~95%RH, 1000 ⁺ 48hours |
| Load Life | $\Delta R < \pm 3\% + 0.1\Omega$ | Max 50mΩ | JIS C 5201-1 4.25 Rated Voltage, 70±2°C, 1000 ⁺ 48hours 90mins ON, 30mins OFF |
| High Temp. Exposure | $\Delta R < \pm 3\% + 0.1\Omega$ | Max 50mΩ | JIS C 5201-1 4.25.3 155±2°C, 1000 ⁺ 48hours |

※ The reliability test condition can be replaced by the corresponding accelerated test condition.

 Product specifications included in the specifications are effective as of March 01, 2015.

Please be advised that they are standard product specifications for reference only.

We may change, modify or discontinue the product specifications without notice at any time.

So, you need to approve the product specifications before placing an order.

Should you have any question regarding the product specifications,

please contact our sales personnel or application engineers.

单击下面可查看定价，库存，交付和生命周期等信息

[>>Samsung Electro-Mechanics\(三星电机\)](#)

[>>点击查看相关商品](#)