

TO :	文件编号	HXA-L41-20(01)
	发行日期	2017年09月15日

承认规格书

种类：SMD Power Choke Coil

系列号：HXPC0402H-Series

客户料号：_____

客户承认栏

客户承认栏	
承认日期	年 月 日

(贵司承认后请签署一份返回华信安电子, 谢谢!)

厦门华信安电子科技有限公司技术质量部

承认	确认	作成
龙梅	梁峰	王亮

TEL : 0592-6301603 FAX : 0592-5205265

Http : www.xmisnd.com

SMD Power Choke Coil

HXPC0402H-Series

ECN HISTORY LIST					
REV	DATE	DESCRIPTION	APPROVED	CHECKED	DRAWN
1.0	17/09/15	新發行	龙梅	梁峰	王亮
備					
注					

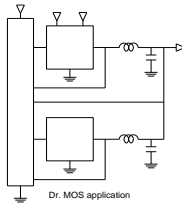
1. Features

1. Magnetic metal powder inductor.
2. Compact design.
3. High current , low DCR , high efficiency.
4. Very low acoustic noise and very low leakage flux noise.
5. High reliability.
6. 100% Lead(Pb)-Free and RoHS compliant.

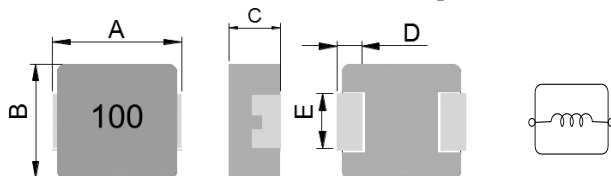


2. Applications

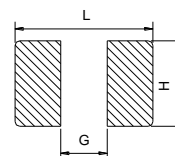
Note PC power system , incl. IMVP-6
DC/DC converter .



3. Dimensions



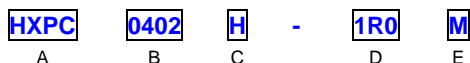
Recommend PC Board Pattern



Series	A(mm)	B(mm)	C(mm)	D(mm)	E(mm)
HXPC0402H	4.5±0.2	4.0±0.2	1.8±0.2	0.7±0.3	2.0±0.3

L(mm)	G(mm)	H(mm)
5.2	2.2	2.4

4. Part Numbering



- A: Series
- B: Dimension
- C: Type
- D: Inductance
- E: Inductance Tolerance
- AxC
- Magnetic metal powder
- 1R0=1.0uH
- M=±20%

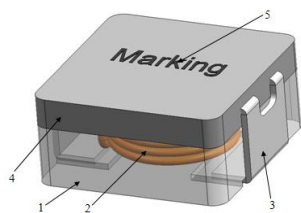
5. Specification

ISND Part Number	Inductance L0 (uH) \pm 20% @ 0 A	I rms (A) Typ.	I sat (A) Typ.	DCR(m Ω) Typ.@25 $^{\circ}$ C	DCR(m Ω) Max.@25 $^{\circ}$ C
HXPC0402H-R22M	0.22	13	24	6.6	7.3
HXPC0402H-R33M	0.33	10	18	7.8	8.6
HXPC0402H-R47M	0.47	8	12	11.2	14
HXPC0402H-R56M	0.56	7.3	10	13.5	16
HXPC0402H-R68M	0.68	7	10	16	19
HXPC0402H-1R0M	1.00	5.0	8.5	22	27
HXPC0402H-1R2M	1.20	4.8	7.8	25	30
HXPC0402H-1R5M	1.50	4.5	7.0	34.8	42
HXPC0402H-2R2M	2.20	4.0	6.0	51	61
HXPC0402H-3R3M	3.30	3.5	4.0	69	76
HXPC0402H-4R7M	4.70	2.6	3.5	95	105
HXPC0402H-5R6M	5.60	2.2	3.0	112	125
HXPC0402H-6R8M	6.80	2.1	2.8	150	172
HXPC0402H-8R2M	8.20	2.0	2.5	158	180
HXPC0402H-100M	10.0	1.8	2.3	215	243
HXPC0402H-220M	22.0	1.2	1.4	470	500

Note:

1. Test frequency : L : 100KHz /1.0V;
2. All test data referenced to 25 $^{\circ}$ C ambient.
3. Testing Instrument : L/Q: HP4284A,CH11025,CH3302,CH1320 ,CH1320S LCR METER / Rdc:CH16502,Agilent33420A MICRO OHMMETER.
4. Heat Rated Current (I rms) will cause the coil temperature rise approximately Δ t of 40 $^{\circ}$ C (keep 1min.).
5. Saturation Current (Isat) will cause L0 to drop 30% typical. (keep quickly).

6. Material List



NO	Items	Materials
1	Core	Magnetic metal powder or equ.
2	Wire	Polyester Wire or equivalent.
3	Solder Plating	100% Pb free solder
4	paint	Epoxy resin
5	Ink	Halogen-free ketone

7. Reliability and Test Condition

Item	Performance	Test Condition
Operating temperature	-40~+125℃	
Storage temperature and Humidity range	-40~+125℃,50~60%RH (Product without taping)	
Electrical Performance Test		
Inductance	Refer to standard electrical characteristics list.	HP4284A,CH11025,CH3302,CH1320,CH1320S LCR Meter.
DCR		CH16502,Agilent33420A Micro-Ohm Meter.
Saturation Current (Isat)	△L20% typical.	Saturation DC Current (Isat) will cause L0 to drop △L%(keep quickly).
Heat Rated Current (Irms)	Approximately $\Delta T \leq 40^{\circ}\text{C}$	Heat Rated Current (Irms) will cause the coil temperature rise $\Delta T(^{\circ}\text{C})$ without core loss. 1.Applied the allowed DC current(keep 1 min.). 2.Temperature measured by digital surface thermometer
Reliability Test		
High Temperature Exposure Test	Electric specifications should be satisfied	Temperature:125±2℃. Duration:1000±12hrs. Measured at room temperature after placing for 2 to 3hrs. (MIL-PRF-27)
Biased Humidity Test		Humidity:85±3%RH. Temperature:85±2℃. Duration:1000±12hrs. Measured at room temperature after placing for 2 to 3hrs (AEC-Q200-REV C)
Thermal shock test		Condition for 1 cycle Step1:-40+0 / -2℃ 15±1 min. Step2:Room temperature within ≤0.2 min. Step3:+125+2 / -0℃ 15±1min. Number of cycles:300 Measured at room temperature after placing for 2 to 3 hrs. (AEC-Q200-REV C)
Vibration test		Frequency: 10-2000-10Hz for 20 min. Amplitude: Parts mounted within 2" from any secure point. Directions and times: X, Y, Z directions for 20 min. This cycle shall be performed 12 times in each of three mutually perpendicular directions (Total 12hours). (MIL-STD-202 Method 204 D Test condition B)
Reflow test		Pre-heat : 150±5℃ Duration : 5 minutes Temperature : 260±5℃ , 20~40 seconds (IPC/JEDEC J-STD-020C)
Solder test		Terminals should be covered by over 95% solder on visual inspection

8. Soldering and Mounting

(1) Soldering

Mildly activated rosin fluxes are preferred. The minimum amount of solder can lead to damage from the stresses caused by the difference in coefficients of expansion between solder, chip and substrate. The terminations are suitable for re-flow soldering systems. If hand soldering cannot be avoided, the preferred technique is the utilization of hot air soldering tools.

(2) Solder re-flow:

Recommended temperature profiles for re-flow soldering in Figure 1.

(3) Soldering Iron:

Products attachment with a soldering iron is discouraged due to the inherent process control limitations. In the event that a soldering iron must be employed the following precautions are recommended.

- Preheat circuit and products to 150°C
- Never contact the ceramic with the iron tip
- Use a 20 watt soldering iron with tip diameter of 1.0mm
- 355°C tip temperature (max)
- 1.0mm tip diameter (max)
- Limit soldering time to 4-5sec.

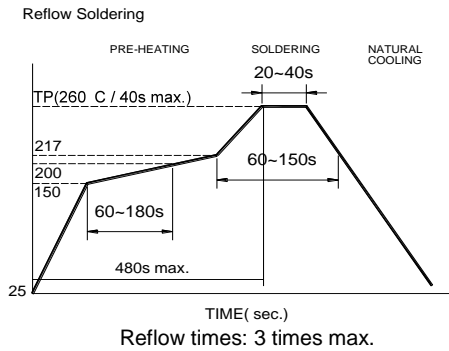


Fig.1

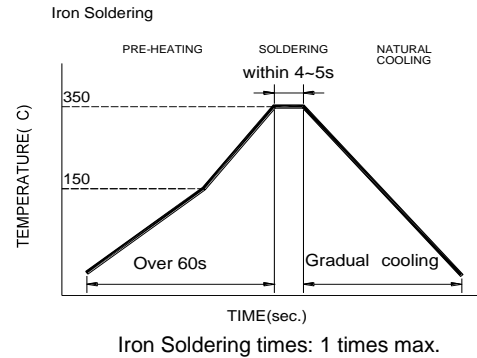
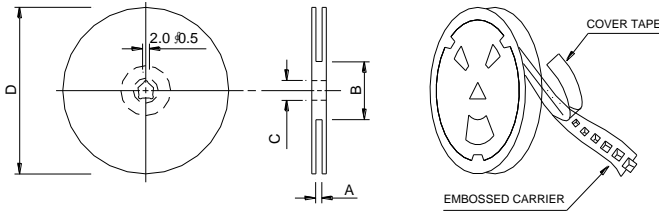


Fig.2

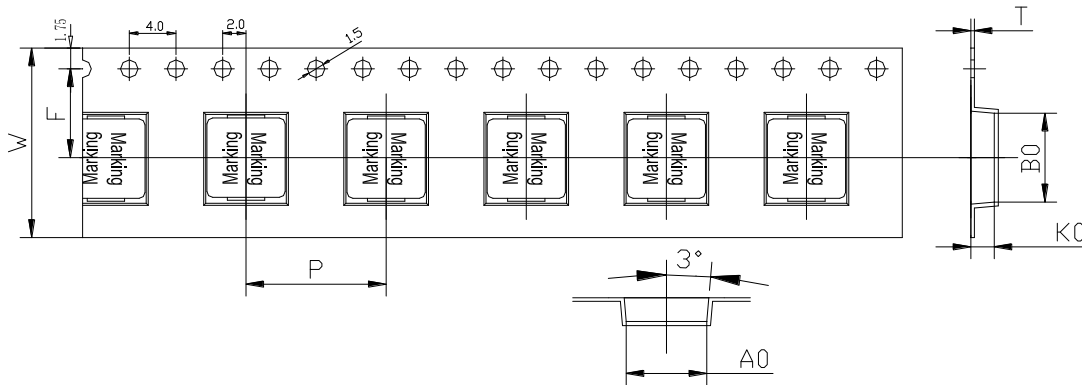
9. Packaging Information

(1) Reel Dimension



Type	A(mm)	B(mm)	C(mm)	D(mm)
13"x12mm	12.0±0.5	100±2	13.5±0.5	330

(2) Tape Dimension

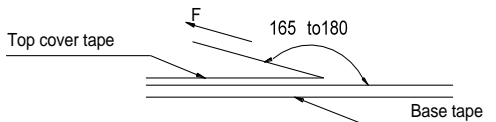


Series	Size	Bo(mm)	Ao(mm)	Ko(mm)	P(mm)	W(mm)	F(mm)	t(mm)
HXPC	0402	4.8±0.1	4.41±0.1	2.3±0.1	8.0±0.1	12±0.3	5.5±0.1	0.35±0.05

(3) Packaging Quantity

HXPC	0402
Chip / Reel	3000
Inner box	6000
Carton	24000

(4) Tearing Off Force



The force for tearing off cover tape is 10 to 130 grams in the arrow direction under the following conditions(referenced ANSI/EIA-481-C-2003 of 4.11 stadnard).

Room Temp. (°C)	Room Humidity (%)	Room atm (hPa)	Tearing Speed mm/min
5~35	45~85	860~1060	300

Application Notice

- Storage Conditions
 - To maintain the solderability of terminal electrodes:
 1. ISND products meet IPC/JEDEC J-STD-020D standard-MSL, level 1.
 2. Temperature and humidity conditions: Less than 30°C and 70% RH.
 3. Recommended products should be used within 6 months form the time of delivery.
 4. The packaging material should be kept where no chlorine or sulfur exists in the air.
- Transportation
 1. Products should be handled with care to avoid damage or contamination from perspiration and skin oils.
 2. The use of tweezers or vacuum pick up is strongly recommended for individual components.
 3. Bulk handling should ensure that abrasion and mechanical shock are minimized.

单击下面可查看定价，库存，交付和生命周期等信息

[>>ISND\(华信安\)](#)