

# SPF SERIES SOLAR FUSES

1000 Vdc • 1-30 A



## Description

The SPF Solar Protection Fuse series has been specifically designed for the protection of photovoltaic (PV) systems. This family of Midget style fuses (10 x 38 mm) can safely protect PV modules and conductors from reverse-overcurrent conditions.

As PV systems have grown in size, so have the corresponding voltage requirements. This increase in system voltage has typically been intended to minimize power loss associated with long conductor runs. Standard circuit protection devices are not designed to completely protect photovoltaic panels. However, the SPF series is UL Listed to safely interrupt faulted circuits up to this demanding voltage level.

Littelfuse offers 14 ampere ratings to match specific requirements in a variety of applications.

## Features/Benefits

- Meets UL and IEC photovoltaic standards
- UL 248-19 Listed 1000 Vdc maximum
- 1-30 A ratings available
- 20,000 A Interrupting Rating - 1A - 20A
- 50,000 A Interrupting Rating - 25A - 30A
- Both PCB mount and dead-front holder options available

## Applications

- Inverters
- Combiner boxes
- Battery charge controllers

## Recommended Fuse Holders

LPHV 1000 Vdc POWR-Safe Series

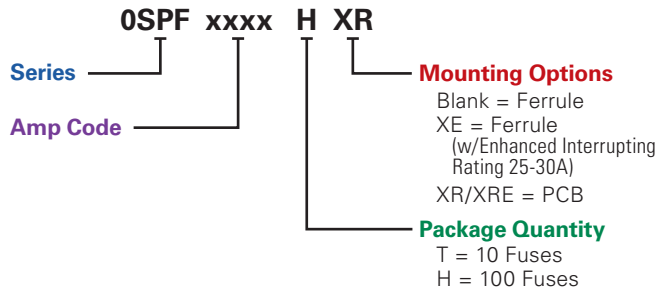
## Web Resources

Download technical documents: [littelfuse.com/spf](http://littelfuse.com/spf)

## Specifications

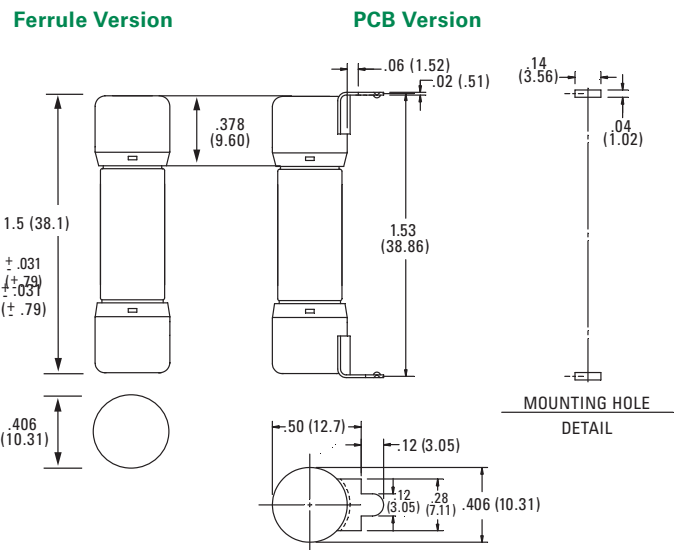
<b>Voltage Rating</b>	1000 VDC
<b>Amperage Rating</b>	1, 2, 3, 3.5, 4, 5, 6, 8, 10, 12, 15, 20, 25, 30
<b>Max. Interrupting Rating</b>	20 kA - 1A - 20A 50 kA - 25A - 30A
<b>Time Constant</b>	≤ 2ms
<b>Material</b>	Body: Melamine Caps: Copper Alloy
<b>Approvals</b>	UL 248-19 Listed (File: E339112) IEC 60269-6 (1-30 A) CSA Certified (File: 029862_0_000)
<b>Environmental</b>	RoHS Compliant
<b>Country of Origin</b>	Mexico

## Part Numbering System



SERIES	AMP	PACKAGE QUANTITY	MOUNTING METHOD	CATALOG NUMBER	ORDERING NUMBER
SPF	2	10	FERRULE	SPF002	OSPF002.T
SPF	3.5	10	FERRULE	SPF03.5	OSPF03.5T
SPF	30	100	PCB TABS	SPF030R	OSPF030.HXR

## Dimensions Inches (mm)



Look for this logo to indicate products that are used in solar applications. Visit our website [littelfuse.com/solar](http://littelfuse.com/solar) for the latest updates on approvals, certifications, and new products.

# SPF SERIES SOLAR FUSES

## Electrical Specifications Ferrule Version

AMPERAGE	AMP CODE	ORDERING NUMBER	FUSE LABEL ID	UPC	VOLTAGE		NOM COLD RESISTANCE (ohm)	WATTS LOSS AT 100% RATED CURRENT (W)	WATTS LOSS AT 80% RATED CURRENT (W)	TOTAL CLEARING I <sup>2</sup> t (A <sup>2</sup> s) 10 kA	TOTAL CLEARING I <sup>2</sup> t (A <sup>2</sup> s) 20 kA	TOTAL CLEARING I <sup>2</sup> t (A <sup>2</sup> s) 50 kA	AGENCY APPROVALS	
					DC	DC							UL	CSA
1	001.	OSPF001.T	SPF 1A	07945816907	1000	20	0.394	0.602	0.410	0.554	0.554	-	•	•
2	002.	OSPF002.T	SPF 2A	07945816910	1000	20	0.237	1.586	0.851	1.175	4.755	-	•	•
3	003.	OSPF003.T	SPF 3A	07945816913	1000	20	0.11	1.504	0.824	5.007	7.882	-	•	•
3.5	03.5	OSPF03.5T	SPF 3-½A	07945880087	1000	20	0.07787	1.365	0.778	11.297	11.297	-	•	•
4	004.	OSPF004.T	SPF 4A	07945816916	1000	20	0.06127	1.491	0.839	23.031	23.031	-	•	•
5	005.	OSPF005.T	SPF 5A	07945816919	1000	20	0.04086	1.465	0.859	42.600	42.600	-	•	•
6	006.	OSPF006.T	SPF 6A	07945816922	1000	20	0.0281	1.348	0.769	76.270	80.254	-	•	•
8	008.	OSPF008.T	SPF 8A	07945816925	1000	20	0.0178	1.610	0.914	193.323	198.960	-	•	•
10	010.	OSPF010.T	SPF 10A	07945816928	1000	20	0.0125	1.760	1.000	395.556	401.208	-	•	•
12	012.	OSPF012.T	SPF 12A	07945816931	1000	20	0.00993	1.965	1.109	599.198	641.940	-	•	•
15	015.	OSPF015.T	SPF 15A	07945816934	1000	20	0.007855	2.282	1.382	457.740	504.770	-	•	•
20	020.	OSPF020.T	SPF 20A	07945816937	1000	20	0.0045	2.810	1.574	1173.990	1312.850	-	•	•
25	025.	OSPF025.TXE	SPF 25A E	07945819813	1000	50	0.00370	3.331	1.878	-	2141.000	2433.000	•	•
30	030.	OSPF030.TXE	SPF 30A E	07945819818	1000	50	0.00299	3.845	2.147	-	3290.000	3810.000	•	•

## Electrical Specifications PCB Version

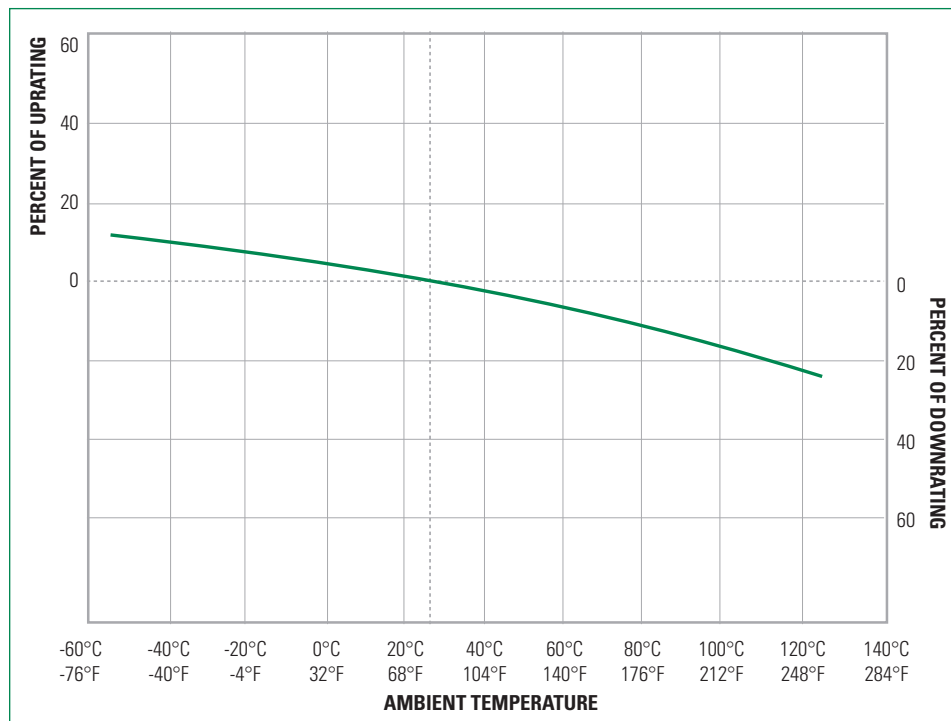
AMPERAGE	AMP CODE	ORDERING NUMBER	FUSE LABEL ID	UPC	VOLTAGE		NOM COLD RESISTANCE (ohm)	WATTS LOSS AT 100% RATED CURRENT (W)	WATTS LOSS AT 80% RATED CURRENT (W)	TOTAL CLEARING I <sup>2</sup> t (A <sup>2</sup> s) 10 kA	TOTAL CLEARING I <sup>2</sup> t (A <sup>2</sup> s) 20 kA	TOTAL CLEARING I <sup>2</sup> t (A <sup>2</sup> s) 50 kA	AGENCY APPROVALS	
					DC	DC							UL	CSA
1	001.	OSPF001.HXR	SPF 1A-R	07945816909	1000	20	0.394	0.602	0.410	0.554	0.554	-	•	•
2	002.	OSPF002.HXR	SPF 2A-R	07945816912	1000	20	0.237	1.586	0.851	1.175	4.755	-	•	•
3	003.	OSPF003.HXR	SPF 3A-R	07945816915	1000	20	0.11	1.504	0.824	5.007	7.882	-	•	•
3.5	03.5	OSPF03.5HXR	SPF 3-½A-R	07945880089	1000	20	0.07787	1.365	0.778	11.297	11.297	-	•	•
4	004.	OSPF004.HXR	SPF 4A-R	07945816918	1000	20	0.06127	1.491	0.839	23.031	23.031	-	•	•
5	005.	OSPF005.HXR	SPF 5A-R	07945816921	1000	20	0.04086	1.465	0.859	42.600	42.600	-	•	•
6	006.	OSPF006.HXR	SPF 6A-R	07945816924	1000	20	0.0281	1.348	0.769	76.270	80.254	-	•	•
8	008.	OSPF008.HXR	SPF 8A-R	07945816927	1000	20	0.0178	1.610	0.914	193.323	198.960	-	•	•
10	010.	OSPF010.HXR	SPF 10A-R	07945816930	1000	20	0.0125	1.760	1.000	395.556	401.208	-	•	•
12	012.	OSPF012.HXR	SPF 12A-R	07945816933	1000	20	0.00993	1.965	1.109	599.198	641.940	-	•	•
15	015.	OSPF015.HXR	SPF 15A-R	07945816936	1000	20	0.007855	2.282	1.382	457.740	504.770	-	•	•
20	020.	OSPF020.HXR	SPF 20A-R	07945817594	1000	20	0.0045	2.810	1.574	1173.990	1312.850	-	•	•
25	025.	OSPF025.HXRE	SPF 25A-RE	07945819817	1000	50	0.00370	3.331	1.878	-	2141.000	2433.000	•	•
30	030.	OSPF030.HXRE	SPF 30A-RE	07945819822	1000	50	0.00299	3.845	2.147	-	3290.000	3810.000	•	•

# SPF SERIES SOLAR FUSES

## Electrical Specification – Agency Requirements

AMPERAGE RATING	OPENING TIME (MINUTES)				
	100% of Amp Rating per UL	113% of Amp Rating per IEC	135% of Amp Rating per UL	145% of Amp Rating per IEC	200% of Amp Rating per UL
1-30	Temperature Stabilization	60 Min	60 Max	60 Max	4 Max

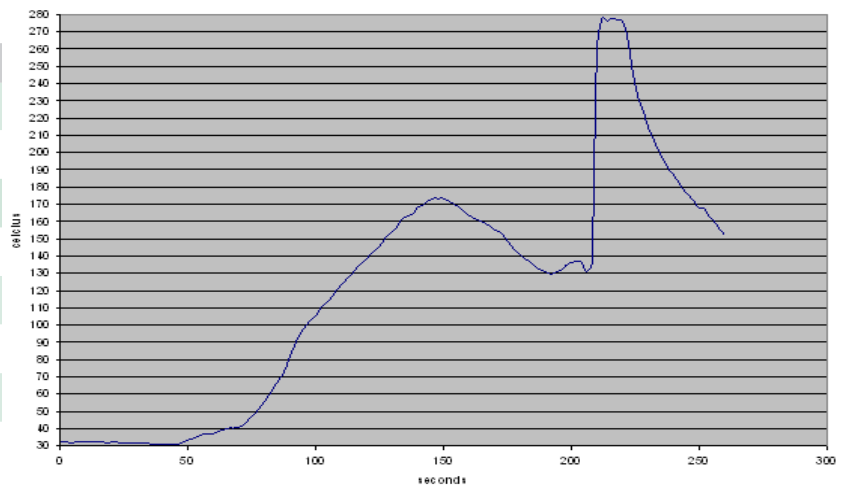
## Temperature Derating Curve (Temperature of Air Immediately Surrounding Fuse)



## Recommended Process Parameters

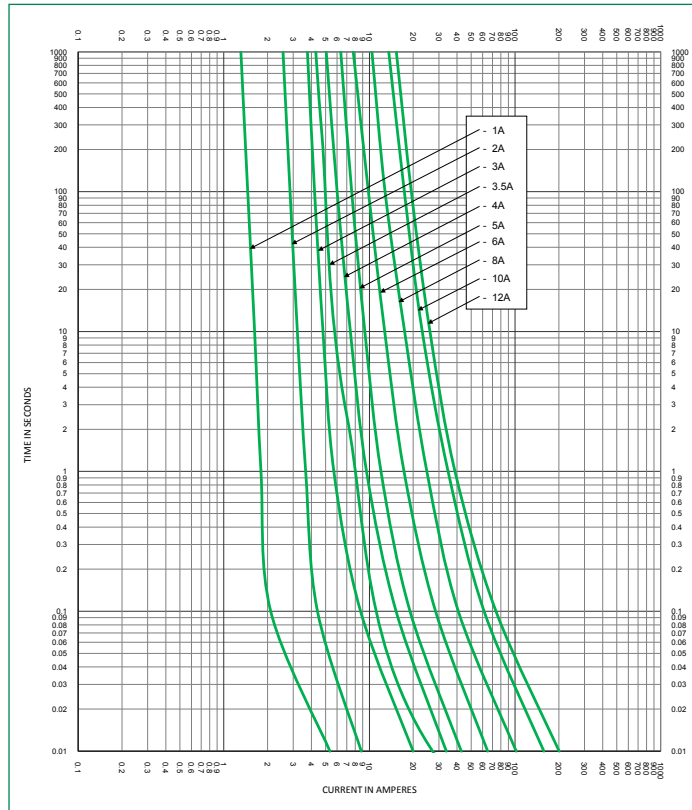
## Soldering Parameters

WAVE PARAMETER	LEAD FREE RECOMMENDATION
PREHEAT:	(Typical Industry Recommendation)
TEMPERATURE MINIMUM:	130° C
TEMPERATURE MAXIMUM:	—
PRE-HEAT TIME	75 Seconds Maximum
SOLDER POT TEMPERATURE	280° C Maximum
SOLDER DWELL TIME	270° C for 8 Seconds Maximum
COMPLETE CYCLE TIME	250 Seconds Maximum

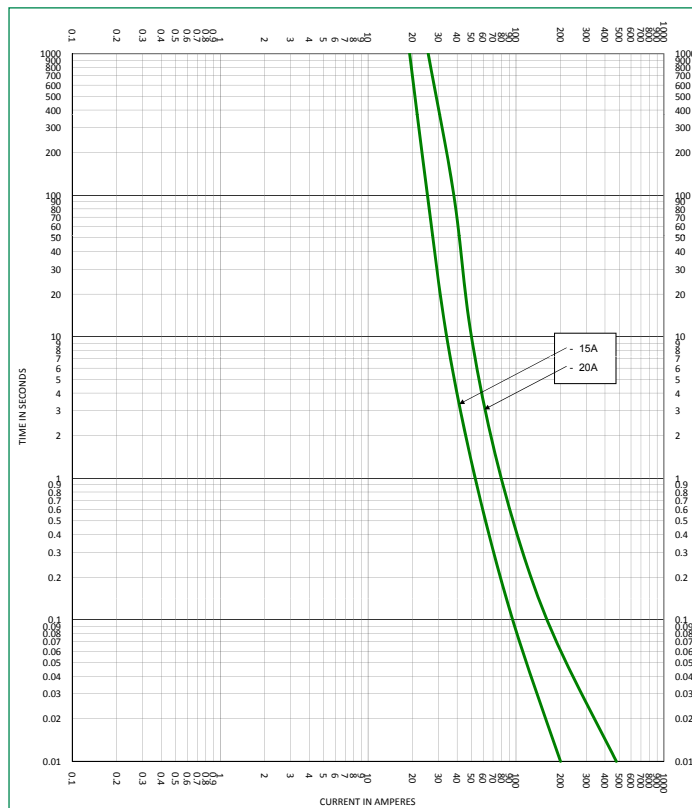


# SPF SERIES SOLAR FUSES

## Time Current Curve (1-12 A)

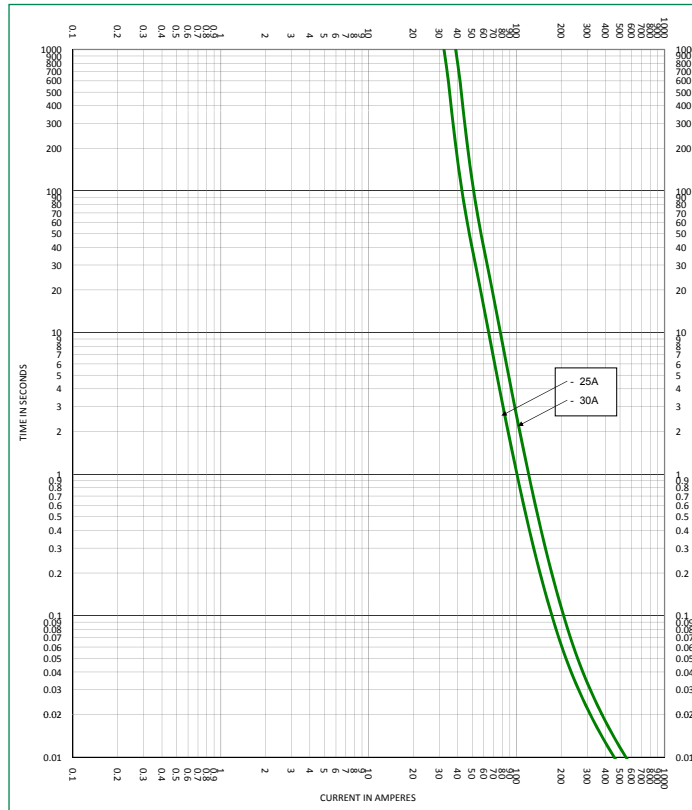


## Time Current Curve (15-20 A)



# SPF SERIES SOLAR FUSES

## Time Current Curve (25-30 A)



**Disclaimer Notice** - Littelfuse products are not designed for, and shall not be used for, any purpose (including, without limitation, automotive, military, aerospace, medical, life-saving, life-sustaining or nuclear facility applications, devices intended for surgical implant into the body, or any other application in which the failure or lack of desired operation of the product may result in personal injury, death, or property damage) other than those expressly set forth in applicable Littelfuse product documentation. Warranties granted by Littelfuse shall be deemed void for products used for any purpose not expressly set forth in applicable Littelfuse documentation. Littelfuse shall not be liable for any claims or damages arising out of products used in applications not expressly intended by Littelfuse as set forth in applicable Littelfuse documentation. The sale and use of Littelfuse products is subject to Littelfuse Terms and Conditions of Sale, unless otherwise agreed by Littelfuse.

[Littelfuse.com/Product-Disclaimer](http://Littelfuse.com/Product-Disclaimer)

单击下面可查看定价，库存，交付和生命周期等信息

[>>Littelfuse\(美国力特\)](#)