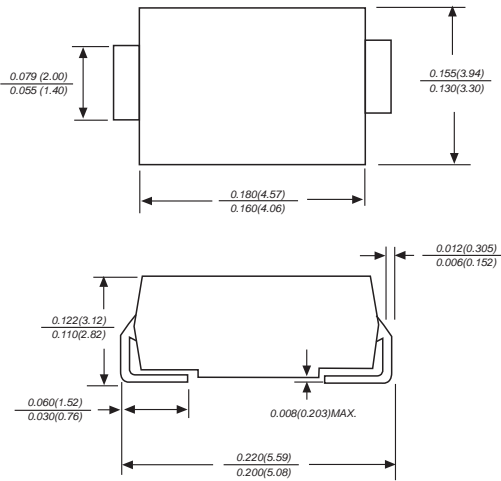


S3A THRU S3M

SURFACE MOUNT GENERAL RECTIFIER

Reverse Voltage - 50 to 1000 Volts Forward Current - 3.0 Amperes

DO-214AA



Dimensions in inches and (millimeters)

FEATURES

- ◆ The plastic package carries Underwriters Laboratory Flammability Classification 94V-0
- ◆ For surface mounted applications
- ◆ Low reverse leakage
- ◆ Built-in strain relief, ideal for automated placement
- ◆ High forward surge current capability
- ◆ High temperature soldering guaranteed: 260°C/10 seconds at terminals

MECHANICAL DATA

Case: JEDEC DO-214AA molded plastic body
Terminals: leads solderable per MIL-STD-750, Method 2026

Polarity: Color band denotes cathode end

Mounting Position: Any

Weight: 0.005 ounce, 0.138 grams

MAXIMUM RATINGS AND ELECTRICAL CHARACTERISTICS

Ratings at 25°C ambient temperature unless otherwise specified.

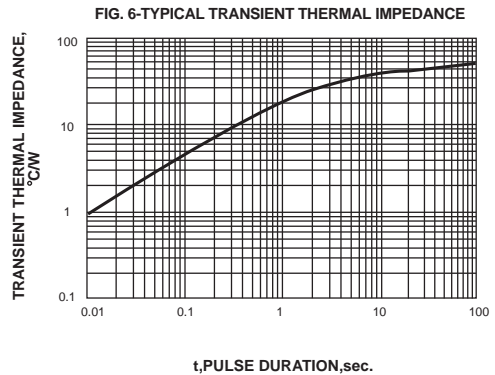
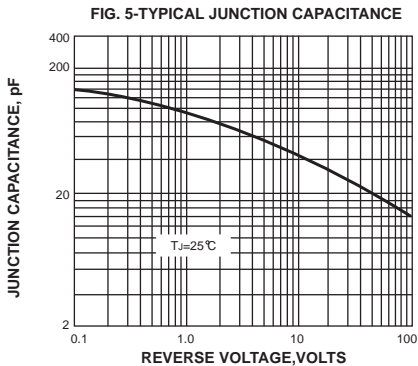
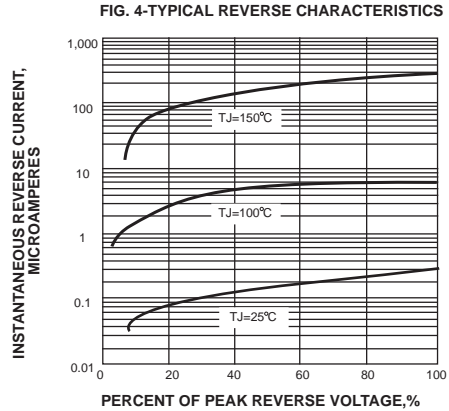
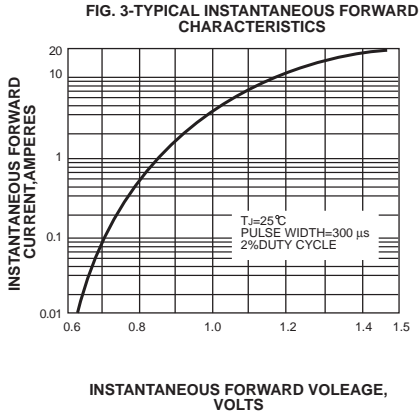
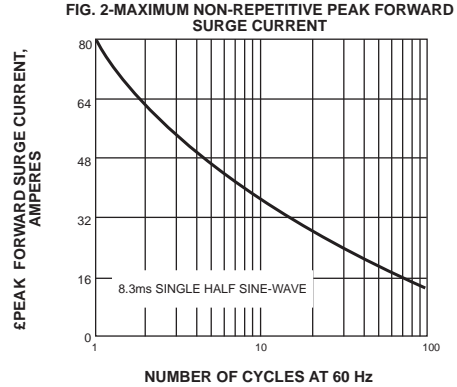
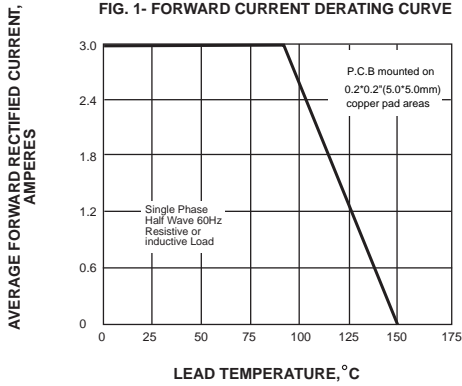
Single phase half-wave 60Hz, resistive or inductive load, for capacitive load current derate by 20%.

| | SYMBOLS | S3A | S3B | S3D | S3G | S3J | S3K | S3M | UNITS |
|---|-----------------|--------------|-----|-----|-----|-----|-----|------|---------------------------|
| Maximum repetitive peak reverse voltage | V_{RRM} | 50 | 100 | 200 | 400 | 600 | 800 | 1000 | V |
| Maximum RMS voltage | V_{RMS} | 35 | 70 | 140 | 280 | 420 | 560 | 700 | V |
| Maximum DC blocking voltage | V_{DC} | 50 | 100 | 200 | 400 | 600 | 800 | 1000 | V |
| Maximum average forward rectified current at $T_L=90^\circ\text{C}$ | $I_{(AV)}$ | 3.0 | | | | | | | A |
| Peak forward surge current 8.3ms single half sine-wave superimposed on rated load (JEDEC Method) | I_{FSM} | 80.0 | | | | | | | A |
| Maximum instantaneous forward voltage at 3.0A | V_F | 1.1 | | | | | | | V |
| Maximum DC reverse current $T_A=25^\circ\text{C}$ at rated DC blocking voltage $T_A=100^\circ\text{C}$ | I_R | 5.0 100.0 | | | | | | | μA |
| Typical junction capacitance (NOTE 1) | C_J | 60.0 | | | | | | | pF |
| Typical thermal resistance (NOTE 2) | $R_{\theta JA}$ | 65.0 | | | | | | | $^\circ\text{C}/\text{W}$ |
| Operating junction and storage temperature range | T_J, T_{STG} | -55 to +150 | | | | | | | $^\circ\text{C}$ |

Note: 1. Measured at 1MHz and applied reverse voltage of 4.0V D.C.

2. P.C.B. mounted with 0.2x0.2" (5.0x5.0mm) copper pad areas

RATINGS AND CHARACTERISTIC CURVES S3A THRU S3M



单击下面可查看定价，库存，交付和生命周期等信息

[>>STAR_SEA\(星海\)](#)