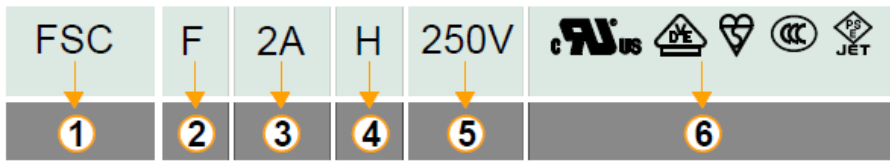


1. 適用範圍 / SCOPE

FSC 系列小型保險絲，適用於一般電子設備。
FSC series Miniature-Fuse，used in electronic equipment.

2. 產品型號 / TYPE

例「example」：



- ① 系列號 / Series Number
- ② 特性符號 / Characteristic Symbol
- ③ 額定電流 / Rated Current
- ④ 斷路容量符號 / Breaking Capacity Symbol
- ⑤ 額定電壓 / Rated Voltage
- ⑥ 認證符號 / Approved Symbol

3. 額定電流和額定電壓/ RATED CURRENT AND RATED VOLTAGE

額定電流 / Rated Current:

250mA~15A

額定電壓 / Rated Voltage:

250VAC

4. 標示 / MARKING

保險絲兩端銅帽上需有下列標示/The fuses cap shall have the following marking

①規 格：製造工廠的商標+額定電流+額定電壓

Specification: The Manufacture' s Logo +Rated Current + Rated Voltage


250mA~800mA:  F__mA H 250 V


1A~15:  F__A H 250 V

②商 標：系列號+認證符號

Trade mark: Part Number + Approved Symbol.

250mA ~800mA : FSC 

1A ~ 6.3A : FSC 

8、10A: FSC 

12A、15A: FSC 

注意 / Note:

對標示的大小和位置沒有規定 / Size and position of the markings shall not be provided.

5. 外觀及形狀 / APPEARANCES AND CONFIGURATION

5-1 外觀：不應有破碎、明顯的汗斑。

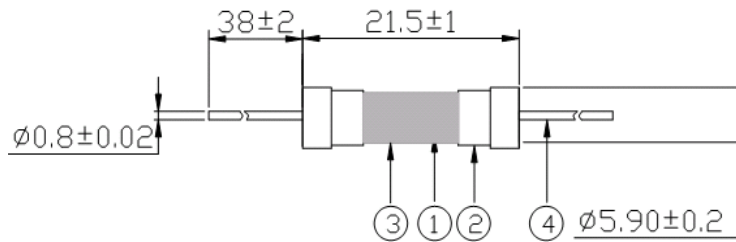
Appearances: There shall not be break up and any remarkable blotch.

5-2 形狀：帶腳的小型保險絲。

Configuration: Axial Leaded Miniature-Fuse.

6. 工程圖和結構 / OUTLINE DRAWING AND STRUCTURE

6-1 工程圖（單位：mm） / Outline Drawing and Dimensions (Unit: mm)



6-2 結構 / Structure

編號 No.	元件 Component	材質 Material	數量 Quantity
①	熔絲 Wire	合金 Alloy	1
②	銅帽 Cap	黃銅鍍鎳 Brass with nickel plated	2
③	本體 Body	陶瓷管 Ceramic Tube	1
④	引線 Lead	鍍錫銅線 Tinned Copper wire	2
⑤	填充物 Filler	石英砂 Quartz sand	

7. 產品特性 / PRODUCT CHARACTERISTICS

7-1 引腳拉力強度 / Lead Pull Strength

10 牛頓 10±1 秒 / 10N for 10±1 Sec.

7-2 引腳推力強度 / Lead Thrust Strength

2 牛頓 10±1 秒 / 2N for 10±1 Sec.

7-3 可焊性 / Solderability

波峰焊/Wave : 260°C , ≤3s;

烙鐵焊/Soldering Iron: 350±10°C , ≤3s.

7-4 耐焊接熱 / Soldering Heat Resistance

波峰焊/Wave : 260°C , 10s;

烙鐵焊/Soldering Iron: 350°C , 5s.

8. 電氣特性 / ELECTRICAL CHARACTERISTICS

8-1 熔斷 / 電流特性：Pre-Arcing Time / Current Characteristic (limits)

RATED CURRENT	2.1 In	2.75 In		4 In		10 In
	Max.	Min.	Max.	Min.	Max.	Max.
250mA to 4A	30 min	10 ms	2 s	3 ms	300 ms	20 ms
Above 4A to 6.3A	30 min	10 ms	3 s	3 ms	300 ms	20 ms
Above 6.3A to 15A	30 min	40 ms	20 s	10 ms	1 s	30 ms

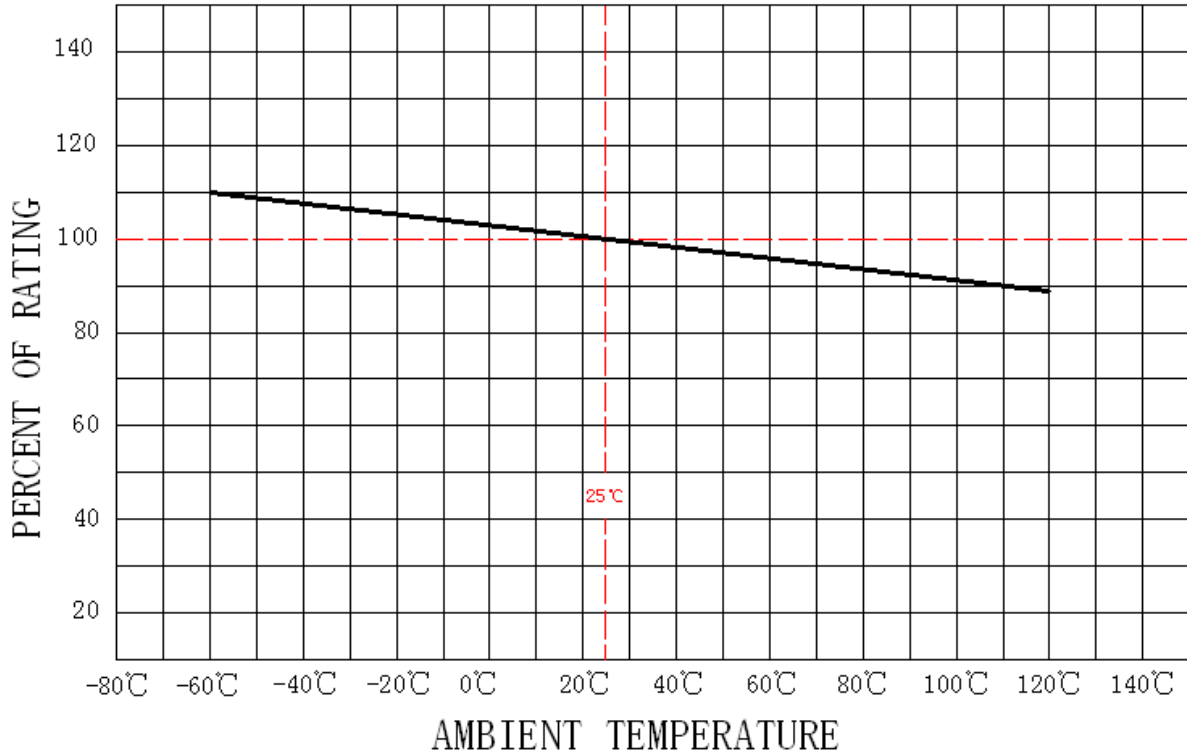
9. 環境特性 / ENVIRONMENTAL CHARACTERISTIC

9-1 操作溫度範圍: -55°C ~ 125°C / Operating Temperature: -55°C ~ 125°C

若貴司操作環境溫度超出25±5°C範圍，在選用保險絲規格時，需考慮操作環境溫度對保險絲的影響。
請參照：溫度-電流曲線圖。

When choosing the fuse's specification, if the operating environmental temperature beyond the scope from 20~30°C, you should consider the environmental temperature's affection to fuses.
Please refer:

Temperature-Current curve:



9-2 存儲條件 / Storage Conditions

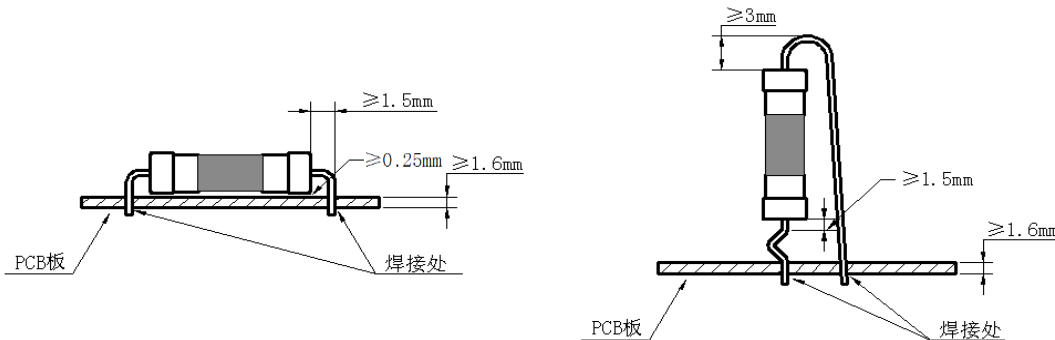
在溫度+10°C ~ 60°C、相對濕度 ≤ 75%的密閉條件下可存放 3 年。
Under airtight in temperature+10°C ~ 60°C、relative humidity ≤ 75% can store 3 years.

在溫度+10°C ~ 60°C、相對濕度為 95%的非露天下最多可存放 30 天。
Without dew in temperature+10°C ~ 60°C、relative humidity be 95% maximum value for 30days.

10. 安裝方式及條件 / INSTALLATION WAY AND PARAMETERS

10-1 建議如下圖安裝方式安裝，並滿足所要求的尺寸。

Propose that the following picture installation way is installed, and satisfied the required size.



10-2 建議客戶焊接參數 / Recommended Customer Soldering Parameters

波峰焊參數 / Wave Parameters:

錫爐溫度 / Solder Pot Temperature:

260°C Max

焊接時間 / Solder Dwell Time:

2~5s

手工焊參數 / Hand-Solder Parameters:

烙鐵溫度 / Solder Iron Temperature:

350±5°C

焊接時間 / Heating Time:

5 s Max

11.其他使用注意事項 / OTHER NOTICE IN USED

如果需在保險絲上加熱縮套管，烘烤溫度與時間需參照以下規定

If need to add heat draws back the sleeve pipe on the fuse , it needs to consult the following regulation to toast temperature and time

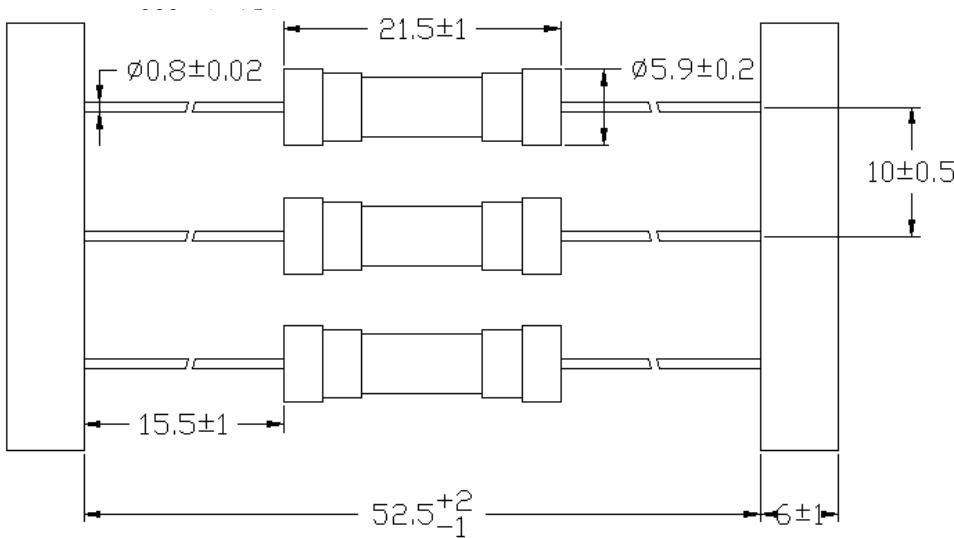
溫度 temperature	120°C	130°C	140°C	150°C	160°C	170°C	180°C
時間 time	Max 80s	Max 75s	Max 70s	Max 65s	Max 60s	Max 55s	Max 50s

12. 安全認證及編號 / STANDARDS AND APPROVALS

UL	E56092(250mA~15A)
VDE	40016860(250mA~10A) 40026169(12A~15A)
BSI	KM70911(250mA~6.3A)
CCC	2002010207006697(250mA~10A)
PSE	JET2179-31003-2006(1A~5A250V) JET2179-31003-2007(5.1A~15A250V)

13. 包裝 / PACKING

13-1 包裝尺寸圖/ Taping Configuration

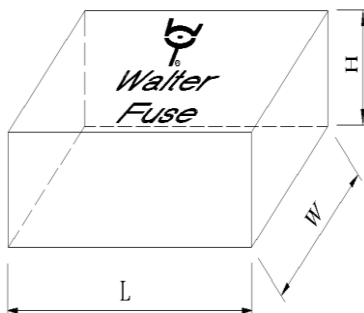


13-2 包裝數量 / Packing Quantity

A：每內盒裝 1500 個保險絲。
1 500pcs per inner box .

B：每外箱裝 2 內盒保險絲。
2 inner boxes per outer box .

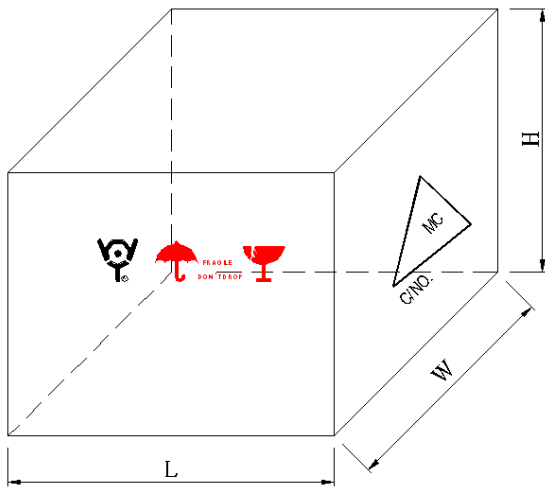
3-3 內包裝盒/Inner box of packing



單位/Unit : mm

L	W	H
360±3	360±3	85±3

13-4 外包裝箱/Outer box of packing



單位/Unit : mm

L	W	H
375±5	375±5	205±5

14.其他 / OTHERS

14-1 如果在使用中有超出本規格書的要求，必須經由雙方協商確認。

In the event that an impropriety is found beyond this specification, it shall be fixed by mutual agreement between the parties.

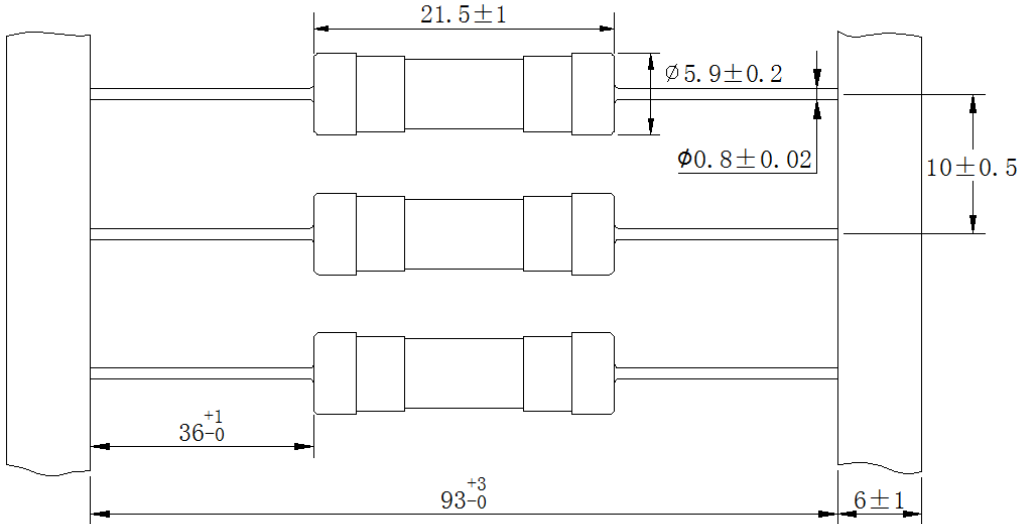
14-2 如果本規格書有不適當的情況，必須通過雙方協商並由本公司修改。

In the event that an impropriety is found in this specification, WALTER ELECTRONIC CO., LTD. shall amend it by mutual agreement between the parties.

版次	製作	確認	審核
第一版	蔡小梅	饶 红	Eris Kuo

FSC 系列特殊需求項目/Special requirements of FSC Series

1. 在正常規格書中的13-1中包裝尺寸圖如下/In the normal specification for 13-1 the packing size in figure below



版次	製作	確認	審核
第1版	程正永 2020/04/09	饒 紅 2020/04/09	 2020.04.19

JDYX2.E56092 - FUSES, SUPPLEMENTAL - COMPONENT

Fuses, Supplemental - Component

See General Information for Fuses, Supplemental - Component

SUZHOU WALTER ELECTRONIC CO LTD

NO.99 Xinli Road
Fenhu Technic Development Zone
Wujiang, Jiangsu 215211 CHINA
Supplemental fuses

E56092

Cat. No.	Size mm(in)	Amps (A)	Volts (V)	Interrupting Rating (A)
MTG	6.35 x 31.75 (0.25 x 1.25)	10 - 20	250Vac	300

Supplemental fuses: cartridge enclosed

Cat. No.	Size mm(in)	Amps (A)	Volts (V)	Interrupting Rating (A)
FSD	5 x 20 (0.20 x 0.79)	0.2 - 3.15	250Vac	35
		4 - 15	250Vac	10x Ampere rating
		0.2 - 6.3	125Vdc	35
		0.2 - 6.3	125Vac	10000
MGF	6.35 x 31.5 (0.25 x 1.24)	0.125 - 10	125Vac	10000
		3.6 - 10	250Vac	200
SGF	5.2 x 20 (0.20 x 0.79)	0.25 - 0.8	125Vac	10000
		0.25 - 0.8	250Vac	35
		1 - 3.5	125Vac	10000
		1 - 3.5	250Vac	100
		4 - 7	125Vac	10000
TMD	5 x 20 (0.20 x 0.79)	0.1 - 3.5	250Vac	35
		0.1 - 6.3	125Vdc	35
		0.1 - 6.3	125Vac	10000

		3.6 - 6.3	250Vac	10x Ampere rating
		8 - 15	125Vac	10x Ampere rating
		8 - 15	250Vac	10x Ampere rating
TME	5.2 x 20 (0.20 x 0.79)	0.1 - 16	250Vac	150
TSD	5 x 20 (0.20 x 0.79)	0.1 - 3.5	250Vac	35
		3.6 - 6.3	250Vac	10x Ampere rating
		0.1 - 6.3	125Vac	10000
		0.1 - 6.3	125Vdc	35

Supplemental fuses: filled-tube

Cat. No.	Size mm(in)	Amps (A)	Volts (V)	Interrupting Rating (A)
WM40 followed by ".", followed by 0.1 to 50, followed by P or blank.				
	6.3 x 31.75 (0.25 x 1.25)	0.1 - 50	250Vac	1000
		0.1 - 30	660Vac	1000
		0.1 - 30	660Vdc	1000
		0.1 - 12	600Vdc	10000
		0.1 - 12	1000Vdc	10000
		0.1 - 50	150Vdc	1000
		0.1 - 12	600Vac	10000
		0.1 - 12	1000Vac	10000
		0.1 - 30	400Vac	1000
		0.1 - 30	400Vdc	1000
		0.1 - 12	300Vac	10000
		0.1 - 12	300Vdc	10000
WM55-XX XX represents rated current				
	6.3 x 31.75 (0.25 x 1.25)	0.1 - 50	250Vac	1000
		0.1 - 30	660Vac	1000
		0.1 - 30	660Vdc	1000
		0.1 - 12	600Vdc	10000
		0.1 - 12	1000Vdc	10000
		0.1 - 50	150Vdc	1000

		0.1 - 12	600Vac	10000
		0.1 - 12	1000Vac	10000
		0.1 - 30	400Vac	1000
		0.1 - 30	400Vdc	1000
		0.1 - 12	300Vac	10000
		0.1 - 12	300Vdc	10000
WM55-XXP XX represents rated current				
	6.3 x 31.75 (0.25 x 1.25)	0.1 - 50	250Vac	1000
		0.1 - 30	660Vac	1000
		0.1 - 30	660Vdc	1000
		0.1 - 12	600Vdc	10000
		0.1 - 12	1000Vdc	10000
		0.1 - 50	150Vdc	1000
		0.1 - 12	600Vac	10000
		0.1 - 12	1000Vac	10000
		0.1 - 30	400Vac	1000
		0.1 - 30	400Vdc	1000
		0.1 - 12	300Vac	10000
		0.1 - 12	300Vdc	10000
WM70 followed by 0.1-50 and may followed by suffix P				
	6.3 x 25.4 (0.25 x 1.00)	0.1 - 20	250Vac	10000
		0.1 - 20	400Vdc	2000
		0.1 - 30	400Vdc	300
		0.1 - 50	75Vdc	2500
WM70. xxxP (xxx will be 0.1-50)				
	6.3 x 25.4 (0.25 x 1.00)	0.1 - 20	250Vac	10000
		0.1 - 20	400Vdc	2000
		0.1 - 30	400Vdc	300
		0.1 - 50	75Vdc	2500
WN10	-	0.1 - 20	600Vac	200
		0.1 - 20	500Vdc	300
		0.1 - 10	400Vdc	2000

		0.1 - 1	600Vac	1000
WN20	-	0.1 - 20	600Vac	200
		0.1 - 20	500Vdc	300
		0.1 - 10	400Vdc	2000
		0.1 - 1	600Vac	1000
WN30	-	0.1 - 20	600Vac	200
		0.1 - 20	500Vdc	300
		0.1 - 10	400Vdc	2000
		0.1 - 1	600Vac	1000

Supplemental fuses: filled-tube, cartridge enclosed

Cat. No.	Size mm(in)	Amps (A)	Volts (V)	Interrupting Rating (A)
FHC	5.2 x 20 (0.20 x 0.79)	8 - 25	420Vac	300
		8 - 25	420Vdc	300
FSC	5 x 20 (0.20 x 0.79)	0.25 - 6.3	125Vac	10000
		0.25 - 15	250Vac	1500
		0.25 - 6.3	125Vdc	35
MHC followed by 0.1, 0.2, 0.25, 0.315, 0.4, 0.5, 0.6, 0.75, 0.8, 1, 1.5, 2, 2.5, 3, 4, 5, 6.3, 7, 8, 10, 12, 15, 20, 25 or 30				
	6.4 x 31.75 (0.25 x 1.25)	0.1 - 30	500Vac	1000
		0.1 - 30	500Vdc	1000
		0.1 - 30	500Vac	30K
		0.1 - 30	500Vdc	20K
MTC	6.35 x 31.75 (0.25 x 1.25)	15 - 20	250Vac	1500
		25 - 30	250Vac	500
TSC	5 x 20 (0.20 x 0.79)	0.2 - 6.3	250Vac	1500
		0.2 - 6.3	125Vac	10000
		0.2 - 6.3	125Vdc	35
		8 - 10	250Vac	1500
		12 - 20	250Vac	1500
WM45-XX XX represents rated current				

	6.4 x 31.75 (0.25 x 1.25)	0.1 - 30	500Vac	1000
		0.1 - 30	500Vdc	1000
		0.1 - 30	500Vac	30K
		0.1 - 30	500Vdc	20K
		0.1 - 30	420Vac	1000
		0.1 - 30	420Vdc	1000
		0.1 - 30	420Vac	30k
		0.1 - 30	420Vdc	20k
		0.1 - 30	300Vdc	20k

Supplemental fuses: pigtail leads

Cat. No.	Size mm(in)	Amps (A)	Volts (V)	Interrupting Rating (A)
2040	12 x 9.5 x 6.5 (0.47 x 0.37 x 0.26)	0.8 - 4	250Vac	150
		0.8 - 4	300Vac	100
		5 - 6.3	250Vac	150
		5 - 6.3	300Vac	100
		0.8 - 4	250Vac	150
		0.8 - 4	300Vac	100
		5 - 6.3	250Vac	150
		5 - 6.3	300Vac	100
		0.8 - 4	250Vac	150
		0.8 - 4	300Vac	100
		5 - 6.3	250Vac	150
		5 - 6.3	300Vac	100
		0.8 - 4	250Vac	150
		0.8 - 4	300Vac	100
		5 - 6.3	250Vac	150
		5 - 6.3	300Vac	100
TNP	3.3 x 8.5 (0.13 x 0.33)	0.25 - 5	250Vac	50
		0.25 - 5	250Vac	50
		0.25 - 5	250Vac	50
		0.25 - 5	250Vac	50

		6.3	250Vac	63
		6.3	250Vac	63
		6.3	250Vac	63
		6.3	250Vac	63

Supplemental fuses: pigtail leads, cartridge enclosed

Cat. No.	Size mm(in)	Amps (A)	Volts (V)	Interrupting Rating (A)
FDP	3.6 x 10 (0.14 x 0.39)	0.5 - 3.15	250Vac	35
		4	250Vac	40
		5	250Vac	50
		6.3	250Vac	63
FSD+P	5 x 20 (0.20 x 0.79)	0.2 - 3.15	250Vac	35
		4 - 6.3	250Vac	10x Ampere rating
		0.2 - 6.3	125Vdc	35
		0.2 - 0.8	125Vac	10000
		8 - 15	125Vac	10x Ampere rating
		8 - 15	250Vac	10x Ampere rating
		1 - 6.3	125Vac	10000
MFP	6.35 x 31.5 (0.25 x 1.24)	0.125 - 10	125Vac	10000
		3.6 - 10	250Vac	200
SFP	5.2 x 20 (0.20 x 0.79)	0.25 - 0.8	125Vac	10000
		0.25 - 0.8	250Vac	35
		1 - 3.5	125Vac	10000
		1 - 3.5	250Vac	100
		4 - 7	125Vac	10000
TMD+P	5 x 20 (0.20 x 0.79)	0.1 - 3.5	250Vac	35
		0.1 - 6.3	125Vdc	35
		0.1 - 6.3	125Vac	10000
		3.6 - 6.3	250Vac	10x Ampere rating
		8 - 15	125Vac	10x Ampere rating
		8 - 15	250Vac	10x Ampere rating

TME+P	6 x 24 (0.24 x 0.94)	0.1 - 16	250Vac	150
TSD+P	5 x 20 (0.20 x 0.79)	0.1 - 3.5	250Vac	35
		3.6 - 6.3	250Vac	10x Ampere rating
		0.1 - 6.3	125Vac	10000
		0.1 - 6.3	125Vdc	35

Supplemental fuses: pigtail leads, filled-tube

Cat. No.	Size mm(in)	Amps (A)	Volts (V)	Interrupting Rating (A)
MTPP	6.76 x 32.8 (0.27 x 1.29)	40 - 50	250Vac	1000
		40 - 50	250Vac	300
WM10 followed by 0.1 to 50, followed by P				
	6.3 x 31.75 (0.25 x 1.25)	0.1 - 50	250Vac	1000
		0.1 - 30	660Vac	1000
		0.1 - 30	660Vdc	1000
		0.1 - 12	600Vdc	10000
		0.1 - 12	1000Vdc	10000
		0.1 - 50	150Vdc	1000
		0.1 - 12	600Vac	10000
		0.1 - 12	1000Vac	10000
		0.1 - 30	400Vac	1000
		0.1 - 30	400Vdc	1000
		0.1 - 12	300Vac	10000
		0.1 - 12	300Vdc	10000
WM20 followed by 0.1 to 50, followed by P				
	6.3 x 31.75 (0.25 x 1.25)	0.1 - 50	250Vac	1000
		0.1 - 30	660Vac	1000
		0.1 - 30	660Vdc	1000
		0.1 - 12	600Vdc	10000
		0.1 - 12	1000Vdc	10000
		0.1 - 50	150Vdc	1000
		0.1 - 12	600Vac	10000

		0.1 - 12	1000Vac	10000
		0.1 - 30	400Vac	1000
		0.1 - 30	400Vdc	1000
		0.1 - 12	300Vac	10000
		0.1 - 12	300Vdc	10000
WM30 followed by 0.1 to 50, followed by P				
	6.3 x 31.75 (0.25 x 1.25)	0.1 - 50	250Vac	1000
		0.1 - 30	660Vac	1000
		0.1 - 30	660Vdc	1000
		0.1 - 12	600Vdc	10000
		0.1 - 12	1000Vdc	10000
		0.1 - 50	150Vdc	1000
		0.1 - 12	600Vac	10000
		0.1 - 12	1000Vac	10000
		0.1 - 30	400Vac	1000
		0.1 - 30	400Vdc	1000
		0.1 - 12	300Vac	10000
		0.1 - 12	300Vdc	10000
WM40 followed by 0.1 to 50, followed by P				
	6.3 x 31.75 (0.25 x 1.25)	0.1 - 50	250Vac	1000
		0.1 - 30	660Vac	1000
		0.1 - 30	660Vdc	1000
		0.1 - 12	600Vdc	10000
		0.1 - 12	1000Vdc	10000
		0.1 - 50	150Vdc	1000
		0.1 - 12	600Vac	10000
		0.1 - 12	1000Vac	10000
		0.1 - 30	400Vac	1000
		0.1 - 30	400Vdc	1000
		0.1 - 12	300Vac	10000
		0.1 - 12	300Vdc	10000
WM50 followed by 0.1 to 50, followed by P				

	6.3 x 31.75 (0.25 x 1.25)	0.1 - 50	250Vac	1000
		0.1 - 30	660Vac	1000
		0.1 - 30	660Vdc	1000
		0.1 - 12	600Vdc	10000
		0.1 - 12	1000Vdc	10000
		0.1 - 50	150Vdc	1000
		0.1 - 12	600Vac	10000
		0.1 - 12	1000Vac	10000
		0.1 - 30	400Vac	1000
		0.1 - 30	400Vdc	1000
		0.1 - 12	300Vac	10000
		0.1 - 12	300Vdc	10000
WN10.XXXP (!), WN20.XXXP (!), WN30.XXXP (!)				
	-	0.1 - 20	600Vac	200
		0.1 - 20	500Vdc	300
		0.1 - 10	400Vdc	2000
		0.1 - 1	600Vac	1000

Supplemental fuses: pigtail leads, filled-tube, cartridge enclosed

Cat. No.	Size mm(in)	Amps (A)	Volts (V)	Interrupting Rating (A)
FHP	5.9 x 21.5 (0.23 x 0.85)	8 - 25	420Vac	300
		8 - 25	420Vdc	300
FSC+P	5 x 20 (0.20 x 0.79)	0.25 - 6.3	125Vac	10000
		0.25 - 15	250Vac	1500
		0.25 - 6.3	125Vdc	35
MHP followed by 0.1, 0.2, 0.25, 0.315, 0.4, 0.5, 0.6, 0.75, 0.8, 1, 1.5, 2, 2.5, 3, 4, 5, 6.3, 7, 8, 10, 12, 15, 20, 25 or 30				
	6.76 x 32.8 (0.27 x 1.29)	0.1 - 30	500Vac	1000
		0.1 - 30	500Vdc	1000
		0.1 - 30	500Vac	30K
		0.1 - 30	500Vdc	20K

MTP	6.35 x 31.75 (0.25 x 1.25)	15 - 20	250Vac	1500
		25 - 30	250Vac	500
TSC+P	5 x 20 (0.20 x 0.79)	0.2 - 6.3	250Vac	1500
		0.2 - 6.3	125Vac	10000
		0.2 - 6.3	125Vdc	35
		8 - 10	250Vac	1500
		12 - 20	250Vac	1500
TSS+P	5.6 x 19.5 (0.22 x 0.77)	3.15	125Vac	10000
		4	125Vac	10000
		3.15	250Vac	1500
		4	250Vac	1500
		3.15	125Vdc	35
		4	125Vdc	35
WM45-XXP XX represents rated current				
	6.76 x 32.8 (0.27 x 1.29)	0.1 - 30	500Vac	1000
		0.1 - 30	500Vdc	1000
		0.1 - 30	500Vac	30K
		0.1 - 30	500Vdc	20K
		0.1 - 30	420Vac	1000
		0.1 - 30	420Vdc	1000
		0.1 - 30	420Vac	30k
		0.1 - 30	420Vdc	20K
		0.1 - 30	300Vdc	20K
WN40-XX XX represents rated current				
	5.54 x 21.1 (0.22 x 0.83)	0.1 - 10	300Vac	3000
		0.1 - 10	300Vdc	3000
		0.1 - 30	300Vdc	300
		0.1 - 30	300Vac	300
WN40-XXP XX represents rated current				
	5.54 x 21.1 (0.22 x 0.83)	0.1 - 10	300Vac	3000

		0.1 - 10	300Vdc	3000
		0.1 - 30	300Vdc	300
		0.1 - 30	300Vac	300

Supplemental fuses: surface mount, cartridge enclosed

Cat. No.	Size mm(in)	Amps (A)	Volts (V)	Interrupting Rating (A)
1032SF, 1032SS	10.3 x 3.2 x 3.2 (0.41 x 0.13 x 0.13)	20 - 60	250Vac	100
		20 - 60	65Vac	300
		40 - 60	72Vdc	180
		40 - 60	60Vdc	600
		20 - 30	100Vdc	300
		20 - 30	72Vdc	500
		20 - 30	32Vdc	1000
1032ST	10.07 x 3.15 x 3.15 (0.40 x 0.12 x 0.12)	0.5 - 4	250Vac	50
		5	250Vac	50

Supplemental micro fuses

Cat. No.	Size mm(in)	Amps (A)	Volts (V)	Interrupting Rating (A)
1206SF	3.1 x 1.55 x 0.55 (0.12 x 0.06 x 0.02)	1	63Vdc	50
		1.5	63Vdc	50
1206SF(#) # is blank	0.64 (0.03)	20 - 30	32Vdc	300
		20 - 30	48Vdc	200
1206SF(*) * is blank	3.1 x 1.55 x 0.55 (0.12 x 0.06 x 0.02)	10.1 - 15	32Vdc	150
		8 - 10	32Vdc	150
2410F (@)	6.1 x 2.5 x 2.5 (0.24 x 0.10 x 0.10)	0.2 - 0.75	250Vac	35
		0.2 - 0.75	125Vdc	50
2410F(@)	6.1 x 2.5 x 2.5 (0.24 x 0.10 x 0.10)	1.0 - 5.0	250Vac	50
		1.0 - 5.0	125Vdc	50
2410H (@)	6.1 x 2.5 x 2.5 (0.24 x 0.10 x 0.10)	1.0 - 5.0	250Vac	50

		1.0 - 5.0	125Vdc	50
2410H (@)	6.1 x 2.5 x 2.5 (0.24 x 0.10 x 0.10)	0.2 - 0.75	250Vac	35
		0.2 - 0.75	125Vdc	50
6125SF (@)	6.0 x 2.5 x 2.5 (0.24 x 0.10 x 0.10)	12 - 20	65Vac	50
		12 - 20	65Vdc	50
6125SF (@)	6.0 x 2.5 x 2.5 (0.24 x 0.10 x 0.10)	0.4 - 10	125Vac	50
		0.4 - 10	160Vdc	50
		0.4 - 10	125Vdc	50
6125SF(@)	6.0 x 2.5 x 2.5 (0.24 x 0.10 x 0.10)	0.75 - 6.0	125Vac	50
		0.75 - 6.0	160Vdc	50
		0.75 - 6.0	125Vdc	50
6125SH (@)	6.0 x 2.5 x 2.5 (0.24 x 0.10 x 0.10)	12 - 20	65Vac	50
		12 - 20	65Vdc	50
6125SH (@)	6.0 x 2.5 x 2.5 (0.24 x 0.10 x 0.10)	0.75 - 6.0	125Vac	50
		0.75 - 6.0	160Vdc	50
		0.75 - 6.0	125Vdc	50
6125SH (@)	6.0 x 2.5 x 2.5 (0.24 x 0.10 x 0.10)	0.4 - 10	125Vac	50
		0.4 - 10	160Vdc	50
		0.4 - 10	125Vdc	50
F92, 1206T	3.2 x 1.6 (0.13 x 0.06)	0.8	63Vdc	50
		1	63Vdc	50
		1.25 - 1.75	63Vdc	50
		2 - 6	63Vdc	50
		6.3 - 10	63Vdc	50
		0.8	24Vdc	50
		0.8	32Vdc	50
		1	24Vdc	50
		1	32Vdc	50
		1.25 - 1.75	24Vdc	50

		1.25 - 1.75	32Vdc	50
		2 - 6	24Vdc	50
		2 - 6	32Vdc	50
		6.3 - 10	24Vdc	50
		6.3 - 10	32Vdc	50
F93, 1206F	3.2 x 1.6 x 0.6 (0.13 x 0.06 x 0.02)	0.5 - 0.8	125Vdc	50
		1 - 10	63Vdc	50
		1 - 10	24Vdc	50
		1 - 10	32Vdc	50
		0.5 - 0.8	24Vdc	50
		0.5 - 0.8	32Vdc	50
		0.5 - 0.8	63Vdc	50
J92, 0603T	1.6 x 0.8 x 0.6 (0.06 x 0.03 x 0.02)	1	32Vdc	50
		1.25 - 1.6	32Vdc	50
		1.75	32Vdc	50
		2 - 2.5	32Vdc	50
		3 - 3.5	32Vdc	50
		4 - 6	32Vdc	50
		1	24Vdc	50
		1.25 - 1.6	24Vdc	50
		1.75	24Vdc	50
		2 - 2.5	24Vdc	50
		3 - 3.5	24Vdc	50
		4 - 6	24Vdc	50
J93, 0603F	1.6 x 0.8 x 0.6 (0.06 x 0.03 x 0.02)	0.5 - 0.8	125Vdc	50
		1 - 6	63Vdc	50
		1 - 6	24Vdc	50
		1 - 6	32Vdc	50
		0.5 - 0.8	24Vdc	50
		0.5 - 0.8	32Vdc	50
		0.5 - 0.8	63Vdc	50

TSM	6.8 x 4 x 2.8 (0.27 x 0.16 x 0.11)	1 - 5	63Vdc	50
		1 - 5	125Vac	50

Supplemental micro fuses: filled-tube, surface mount, cartridge enclosed

Cat. No.	Size mm(in)	Amps (A)	Volts (V)	Interrupting Rating (A)
1032HB	10.25 x 3.38 x 3.38 (0.40 x 0.13 x 0.13)	1.25	250Vac	200

Supplemental micro fuses: pigtail leads

Cat. No.	Size mm(in)	Amps (A)	Volts (V)	Interrupting Rating (A)
2010	8.4 x 4.1 x 8.4 (0.33 x 0.16 x 0.33)	0.1 - 10	250Vac	130
		0.1 - 6.3	300Vac	50
		8 - 10	300Vac	100
FEP	3.7 x 8 (0.15 x 0.31)	0.25 - 2.5	250Vac	50
		3.15 - 6.3	250Vac	50
TBP	3.6 x 9.5 (0.14 x 0.37)	0.25 - 3.15	250Vac	35
		0.25 - 3.15	63Vdc	35
		4 - 6.3	250Vac	10x Ampere rating
		4 - 6.3	63Vdc	10x Ampere rating
TDP	3.6 x 9.5 (0.14 x 0.37)	0.25 - 3.15	250Vac	35
		4 - 6.3	250Vac	10xAmpere rating
TEP	3.7 x 8 (0.15 x 0.31)	0.25 - 3.15	250Vac	35
		4 - 6.3	250Vac	10 x Ampere Rating

Supplemental micro fuses: pigtail leads, filled-tube

Cat. No.	Size mm(in)	Amps (A)	Volts (V)	Interrupting Rating (A)
2000	8.3 x 7.8 (0.33 x 0.31)	0.1 - 6.3	250Vac	100
		0.1 - 6.3	300Vac	100
2020	8.4 x 4.1 x 5.3 (0.33 x 0.16 x 0.21)	0.1 - 6.3	250Vac	160
		0.1 - 6.3	300Vac	130

		0.1 - 6.3	400Vac	50
--	--	-----------	--------	----

Supplemental micro fuses: surface mount





Cat. No.	Size mm(in)	Amps (A)	Volts (V)	Interrupting Rating (A)
0402F	1.1 x 0.5 x 0.4 (0.04 x 0.02 x 0.02)	0.1 - 4	32Vdc	35

Supplemental micro fuses: surface mount, cartridge enclosed

Cat. No.	Size mm(in)	Amps (A)	Volts (V)	Interrupting Rating (A)
2410LT	6.4 x 2.6 x 2.6 (0.25 x 0.10 x 0.10)	0.5 - 6.3	250Vac	50
		0.5 - 6.3	125Vdc	80

(!) - ("XXX" represents current rating, i.e, 0.1 - 20)

(@) - followed by A,G,S or blank,and followed by F or blank.

Marking: Company name or tradename "Walter" or trademark  ,  ,  ,  and model designation.

Last Updated on 2019-10-19

The appearance of a company's name or product in this database does not in itself assure that products so identified have been manufactured under UL's Follow-Up Service. Only those products bearing the UL Mark should be considered to be Certified and covered under UL's Follow-Up Service. Always look for the Mark on the product.

UL permits the reproduction of the material contained in the Online Certification Directory subject to the following conditions: 1. The Guide Information, Assemblies, Constructions, Designs, Systems, and/or Certifications (files) must be presented in their entirety and in a non-misleading manner, without any manipulation of the data (or drawings). 2. The statement "Reprinted from the Online Certifications Directory with permission from UL" must appear adjacent to the extracted material. In addition, the reprinted material must include a copyright notice in the following format: "© 2019 UL LLC"

JDYX8.E56092 - FUSES, SUPPLEMENTAL CERTIFIED FOR CANADA - COMPONENT

Fuses, Supplemental Certified for Canada - Component

See General Information for Fuses, Supplemental Certified for Canada - Component

SUZHOU WALTER ELECTRONIC CO LTD

NO.99 Xinli Road
Fenhu Technic Development Zone
Wujiang, Jiangsu 215211 CHINA

E56092

Supplemental fuses

Cat. No.	Size mm(in)	Amps (A)	Volts (V)	Interrupting Rating (A)
MTG	6.35 x 31.75 (0.25 x 1.25)	10 - 20	250Vac	300

Supplemental fuses: cartridge enclosed

Cat. No.	Size mm(in)	Amps (A)	Volts (V)	Interrupting Rating (A)
FSD	5 x 20 (0.20 x 0.79)	0.2 - 3.15	250Vac	35
		4 - 15	250Vac	10x Ampere rating
		0.2 - 6.3	125Vdc	35
		0.2 - 6.3	125Vac	10000
MGF	6.35 x 31.5 (0.25 x 1.24)	0.125 - 10	125Vac	10000
		3.6 - 10	250Vac	200
SGF	5.2 x 20 (0.20 x 0.79)	0.25 - 0.8	125Vac	10000
		0.25 - 0.8	250Vac	35
		1 - 3.5	125Vac	10000
		1 - 3.5	250Vac	100
		4 - 7	125Vac	10000
TMD	5 x 20 (0.20 x 0.79)	0.1 - 3.5	250Vac	35
		0.1 - 6.3	125Vdc	35
		0.1 - 6.3	125Vac	10000

		3.6 - 6.3	250Vac	10x Ampere rating
		8 - 15	125Vac	10x Ampere rating
		8 - 15	250Vac	10x Ampere rating
TME	5.2 x 20 (0.20 x 0.79)	0.1 - 16	250Vac	150
TSD	5 x 20 (0.20 x 0.79)	0.1 - 3.5	250Vac	35
		3.6 - 6.3	250Vac	10x Ampere rating
		0.1 - 6.3	125Vac	10000
		0.1 - 6.3	125Vdc	35

Supplemental fuses: filled-tube

Cat. No.	Size mm(in)	Amps (A)	Volts (V)	Interrupting Rating (A)
WM40 followed by ".", followed by 0.1 to 50, followed by P or blank.				
	6.3 x 31.75 (0.25 x 1.25)	0.1 - 50	250Vac	1000
		0.1 - 30	660Vac	1000
		0.1 - 30	660Vdc	1000
		0.1 - 12	600Vdc	10000
		0.1 - 12	1000Vdc	10000
		0.1 - 50	150Vdc	1000
		0.1 - 12	600Vac	10000
		0.1 - 12	1000Vac	10000
		0.1 - 30	400Vac	1000
		0.1 - 30	400Vdc	1000
		0.1 - 12	300Vac	10000
		0.1 - 12	300Vdc	10000
WM55-XX XX represents rated current				
	6.3 x 31.75 (0.25 x 1.25)	0.1 - 50	250Vac	1000
		0.1 - 30	660Vac	1000
		0.1 - 30	660Vdc	1000
		0.1 - 12	600Vdc	10000
		0.1 - 12	1000Vdc	10000
		0.1 - 50	150Vdc	1000

		0.1 - 12	600Vac	10000
		0.1 - 12	1000Vac	10000
		0.1 - 30	400Vac	1000
		0.1 - 30	400Vdc	1000
		0.1 - 12	300Vac	10000
		0.1 - 12	300Vdc	10000
WM55-XXP XX represents rated current				
	6.3 x 31.75 (0.25 x 1.25)	0.1 - 50	250Vac	1000
		0.1 - 30	660Vac	1000
		0.1 - 30	660Vdc	1000
		0.1 - 12	600Vdc	10000
		0.1 - 12	1000Vdc	10000
		0.1 - 50	150Vdc	1000
		0.1 - 12	600Vac	10000
		0.1 - 12	1000Vac	10000
		0.1 - 30	400Vac	1000
		0.1 - 30	400Vdc	1000
		0.1 - 12	300Vac	10000
		0.1 - 12	300Vdc	10000
WM70 followed by 0.1-50 and may followed by suffix P				
	6.3 x 25.4 (0.25 x 1.00)	0.1 - 20	250Vac	10000
		0.1 - 20	400Vdc	2000
		0.1 - 30	400Vdc	300
		0.1 - 50	75Vdc	2500
WM70. xxxP (xxx will be 0.1-50)				
	6.3 x 25.4 (0.25 x 1.00)	0.1 - 20	250Vac	10000
		0.1 - 20	400Vdc	2000
		0.1 - 30	400Vdc	300
		0.1 - 50	75Vdc	2500
WN10	-	0.1 - 20	600Vac	200
		0.1 - 20	500Vdc	300
		0.1 - 10	400Vdc	2000

		0.1 - 1	600Vac	1000
WN20	-	0.1 - 20	600Vac	200
		0.1 - 20	500Vdc	300
		0.1 - 10	400Vdc	2000
		0.1 - 1	600Vac	1000
WN30	-	0.1 - 20	600Vac	200
		0.1 - 20	500Vdc	300
		0.1 - 10	400Vdc	2000
		0.1 - 1	600Vac	1000

Supplemental fuses: filled-tube, cartridge enclosed

Cat. No.	Size mm(in)	Amps (A)	Volts (V)	Interrupting Rating (A)
FHC	5.2 x 20 (0.20 x 0.79)	8 - 25	420Vac	300
		8 - 25	420Vdc	300
FSC	5 x 20 (0.20 x 0.79)	0.25 - 6.3	125Vac	10000
		0.25 - 15	250Vac	1500
		0.25 - 6.3	125Vdc	35
MHC followed by 0.1, 0.2, 0.25, 0.315, 0.4, 0.5, 0.6, 0.75, 0.8, 1, 1.5, 2, 2.5, 3, 4, 5, 6.3, 7, 8, 10, 12, 15, 20, 25 or 30				
	6.4 x 31.75 (0.25 x 1.25)	0.1 - 30	500Vac	1000
		0.1 - 30	500Vdc	1000
		0.1 - 30	500Vac	30K
		0.1 - 30	500Vdc	20K
MTC	6.35 x 31.75 (0.25 x 1.25)	15 - 20	250Vac	1500
		25 - 30	250Vac	500
TSC	5 x 20 (0.20 x 0.79)	0.2 - 6.3	250Vac	1500
		0.2 - 6.3	125Vac	10000
		0.2 - 6.3	125Vdc	35
		8 - 10	250Vac	1500
		12 - 20	250Vac	1500
WM45-XX XX represents rated current				

	6.4 x 31.75 (0.25 x 1.25)	0.1 - 30	500Vac	1000
		0.1 - 30	500Vdc	1000
		0.1 - 30	500Vac	30K
		0.1 - 30	500Vdc	20K
		0.1 - 30	420Vac	1000
		0.1 - 30	420Vdc	1000
		0.1 - 30	420Vac	30k
		0.1 - 30	420Vdc	20k
		0.1 - 30	300Vdc	20k

Supplemental fuses: pigtail leads

Cat. No.	Size mm(in)	Amps (A)	Volts (V)	Interrupting Rating (A)
2040	12 x 9.5 x 6.5 (0.47 x 0.37 x 0.26)	0.8 - 4	250Vac	150
		0.8 - 4	300Vac	100
		5 - 6.3	250Vac	150
		5 - 6.3	300Vac	100
		0.8 - 4	250Vac	150
		0.8 - 4	300Vac	100
		5 - 6.3	250Vac	150
		5 - 6.3	300Vac	100
		0.8 - 4	250Vac	150
		0.8 - 4	300Vac	100
		5 - 6.3	250Vac	150
		5 - 6.3	300Vac	100
		0.8 - 4	250Vac	150
		0.8 - 4	300Vac	100
		5 - 6.3	250Vac	150
		5 - 6.3	300Vac	100
TNP	3.3 x 8.5 (0.13 x 0.33)	0.25 - 5	250Vac	50
		0.25 - 5	250Vac	50
		0.25 - 5	250Vac	50
		0.25 - 5	250Vac	50

		6.3	250Vac	63
		6.3	250Vac	63
		6.3	250Vac	63
		6.3	250Vac	63

Supplemental fuses: pigtail leads, cartridge enclosed

Cat. No.	Size mm(in)	Amps (A)	Volts (V)	Interrupting Rating (A)
FDP	3.6 x 10 (0.14 x 0.39)	0.5 - 3.15	250Vac	35
		4	250Vac	40
		5	250Vac	50
		6.3	250Vac	63
FSD+P	5 x 20 (0.20 x 0.79)	0.2 - 3.15	250Vac	35
		4 - 6.3	250Vac	10x Ampere rating
		0.2 - 6.3	125Vdc	35
		0.2 - 0.8	125Vac	10000
		8 - 15	125Vac	10x Ampere rating
		8 - 15	250Vac	10x Ampere rating
		1 - 6.3	125Vac	10000
MFP	6.35 x 31.5 (0.25 x 1.24)	0.125 - 10	125Vac	10000
		3.6 - 10	250Vac	200
SFP	5.2 x 20 (0.20 x 0.79)	0.25 - 0.8	125Vac	10000
		0.25 - 0.8	250Vac	35
		1 - 3.5	125Vac	10000
		1 - 3.5	250Vac	100
		4 - 7	125Vac	10000
TMD+P	5 x 20 (0.20 x 0.79)	0.1 - 3.5	250Vac	35
		0.1 - 6.3	125Vdc	35
		0.1 - 6.3	125Vac	10000
		3.6 - 6.3	250Vac	10x Ampere rating
		8 - 15	125Vac	10x Ampere rating
		8 - 15	250Vac	10x Ampere rating

TME+P	6 x 24 (0.24 x 0.94)	0.1 - 16	250Vac	150
TSD+P	5 x 20 (0.20 x 0.79)	0.1 - 3.5	250Vac	35
		3.6 - 6.3	250Vac	10x Ampere rating
		0.1 - 6.3	125Vac	10000
		0.1 - 6.3	125Vdc	35

Supplemental fuses: pigtail leads, filled-tube

Cat. No.	Size mm(in)	Amps (A)	Volts (V)	Interrupting Rating (A)
MTPP	6.76 x 32.8 (0.27 x 1.29)	40 - 50	250Vac	1000
		40 - 50	250Vac	300
WM10 followed by 0.1 to 50, followed by P				
	6.3 x 31.75 (0.25 x 1.25)	0.1 - 50	250Vac	1000
		0.1 - 30	660Vac	1000
		0.1 - 30	660Vdc	1000
		0.1 - 12	600Vdc	10000
		0.1 - 12	1000Vdc	10000
		0.1 - 50	150Vdc	1000
		0.1 - 12	600Vac	10000
		0.1 - 12	1000Vac	10000
		0.1 - 30	400Vac	1000
		0.1 - 30	400Vdc	1000
		0.1 - 12	300Vac	10000
		0.1 - 12	300Vdc	10000
WM20 followed by 0.1 to 50, followed by P				
	6.3 x 31.75 (0.25 x 1.25)	0.1 - 50	250Vac	1000
		0.1 - 30	660Vac	1000
		0.1 - 30	660Vdc	1000
		0.1 - 12	600Vdc	10000
		0.1 - 12	1000Vdc	10000
		0.1 - 50	150Vdc	1000
		0.1 - 12	600Vac	10000

		0.1 - 12	1000Vac	10000
		0.1 - 30	400Vac	1000
		0.1 - 30	400Vdc	1000
		0.1 - 12	300Vac	10000
		0.1 - 12	300Vdc	10000
WM30 followed by 0.1 to 50, followed by P				
	6.3 x 31.75 (0.25 x 1.25)	0.1 - 50	250Vac	1000
		0.1 - 30	660Vac	1000
		0.1 - 30	660Vdc	1000
		0.1 - 12	600Vdc	10000
		0.1 - 12	1000Vdc	10000
		0.1 - 50	150Vdc	1000
		0.1 - 12	600Vac	10000
		0.1 - 12	1000Vac	10000
		0.1 - 30	400Vac	1000
		0.1 - 30	400Vdc	1000
		0.1 - 12	300Vac	10000
		0.1 - 12	300Vdc	10000
WM40 followed by 0.1 to 50, followed by P				
	6.3 x 31.75 (0.25 x 1.25)	0.1 - 50	250Vac	1000
		0.1 - 30	660Vac	1000
		0.1 - 30	660Vdc	1000
		0.1 - 12	600Vdc	10000
		0.1 - 12	1000Vdc	10000
		0.1 - 50	150Vdc	1000
		0.1 - 12	600Vac	10000
		0.1 - 12	1000Vac	10000
		0.1 - 30	400Vac	1000
		0.1 - 30	400Vdc	1000
		0.1 - 12	300Vac	10000
		0.1 - 12	300Vdc	10000
WM50 followed by 0.1 to 50, followed by P				

	6.3 x 31.75 (0.25 x 1.25)	0.1 - 50	250Vac	1000
		0.1 - 30	660Vac	1000
		0.1 - 30	660Vdc	1000
		0.1 - 12	600Vdc	10000
		0.1 - 12	1000Vdc	10000
		0.1 - 50	150Vdc	1000
		0.1 - 12	600Vac	10000
		0.1 - 12	1000Vac	10000
		0.1 - 30	400Vac	1000
		0.1 - 30	400Vdc	1000
		0.1 - 12	300Vac	10000
		0.1 - 12	300Vdc	10000
WN10.XXXP (!), WN20.XXXP (!), WN30.XXXP (!)				
	-	0.1 - 20	600Vac	200
		0.1 - 20	500Vdc	300
		0.1 - 10	400Vdc	2000
		0.1 - 1	600Vac	1000

Supplemental fuses: pigtail leads, filled-tube, cartridge enclosed

Cat. No.	Size mm(in)	Amps (A)	Volts (V)	Interrupting Rating (A)
FHP	5.9 x 21.5 (0.23 x 0.85)	8 - 25	420Vac	300
		8 - 25	420Vdc	300
FSC+P	5 x 20 (0.20 x 0.79)	0.25 - 6.3	125Vac	10000
		0.25 - 15	250Vac	1500
		0.25 - 6.3	125Vdc	35
MHP followed by 0.1, 0.2, 0.25, 0.315, 0.4, 0.5, 0.6, 0.75, 0.8, 1, 1.5, 2, 2.5, 3, 4, 5, 6.3, 7, 8, 10, 12, 15, 20, 25 or 30				
	6.76 x 32.8 (0.27 x 1.29)	0.1 - 30	500Vac	1000
		0.1 - 30	500Vdc	1000
		0.1 - 30	500Vac	30K
		0.1 - 30	500Vdc	20K

MTP	6.35 x 31.75 (0.25 x 1.25)	15 - 20	250Vac	1500
		25 - 30	250Vac	500
TSC+P	5 x 20 (0.20 x 0.79)	0.2 - 6.3	250Vac	1500
		0.2 - 6.3	125Vac	10000
		0.2 - 6.3	125Vdc	35
		8 - 10	250Vac	1500
		12 - 20	250Vac	1500
TSS+P	5.6 x 19.5 (0.22 x 0.77)	3.15	125Vac	10000
		4	125Vac	10000
		3.15	250Vac	1500
		4	250Vac	1500
		3.15	125Vdc	35
		4	125Vdc	35
WM45-XXP XX represents rated current				
	6.76 x 32.8 (0.27 x 1.29)	0.1 - 30	500Vac	1000
		0.1 - 30	500Vdc	1000
		0.1 - 30	500Vac	30K
		0.1 - 30	500Vdc	20K
		0.1 - 30	420Vac	1000
		0.1 - 30	420Vdc	1000
		0.1 - 30	420Vac	30k
		0.1 - 30	420Vdc	20K
		0.1 - 30	300Vdc	20K
WN40-XX XX represents rated current				
	5.54 x 21.1 (0.22 x 0.83)	0.1 - 10	300Vac	3000
		0.1 - 10	300Vdc	3000
		0.1 - 30	300Vdc	300
		0.1 - 30	300Vac	300
WN40-XXP XX represents rated current				
	5.54 x 21.1 (0.22 x 0.83)	0.1 - 10	300Vac	3000

		0.1 - 10	300Vdc	3000
		0.1 - 30	300Vdc	300
		0.1 - 30	300Vac	300

Supplemental fuses: surface mount, cartridge enclosed

Cat. No.	Size mm(in)	Amps (A)	Volts (V)	Interrupting Rating (A)
1032SF, 1032SS	10.3 x 3.2 x 3.2 (0.41 x 0.13 x 0.13)	20 - 60	250Vac	100
		20 - 60	65Vac	300
		40 - 60	72Vdc	180
		40 - 60	60Vdc	600
		20 - 30	100Vdc	300
		20 - 30	72Vdc	500
		20 - 30	32Vdc	1000
1032ST	10.07 x 3.15 x 3.15 (0.40 x 0.12 x 0.12)	0.5 - 4	250Vac	50
		5	250Vac	50

Supplemental micro fuses

Cat. No.	Size mm(in)	Amps (A)	Volts (V)	Interrupting Rating (A)
1206SF	3.1 x 1.55 x 0.55 (0.12 x 0.06 x 0.02)	1	63Vdc	50
		1.5	63Vdc	50
1206SF(#) # is blank	0.64 (0.03)	20 - 30	32Vdc	300
		20 - 30	48Vdc	200
1206SF(*) * is blank	3.1 x 1.55 x 0.55 (0.12 x 0.06 x 0.02)	10.1 - 15	32Vdc	150
		8 - 10	32Vdc	150
2410F (@)	6.1 x 2.5 x 2.5 (0.24 x 0.10 x 0.10)	0.2 - 0.75	250Vac	35
		0.2 - 0.75	125Vdc	50
2410F(@)	6.1 x 2.5 x 2.5 (0.24 x 0.10 x 0.10)	1.0 - 5.0	250Vac	50
		1.0 - 5.0	125Vdc	50
2410H (@)	6.1 x 2.5 x 2.5 (0.24 x 0.10 x 0.10)	1.0 - 5.0	250Vac	50

		1.0 - 5.0	125Vdc	50
2410H (@)	6.1 x 2.5 x 2.5 (0.24 x 0.10 x 0.10)	0.2 - 0.75	250Vac	35
		0.2 - 0.75	125Vdc	50
6125SF (@)	6.0 x 2.5 x 2.5 (0.24 x 0.10 x 0.10)	12 - 20	65Vac	50
		12 - 20	65Vdc	50
6125SF (@)	6.0 x 2.5 x 2.5 (0.24 x 0.10 x 0.10)	0.4 - 10	125Vac	50
		0.4 - 10	160Vdc	50
		0.4 - 10	125Vdc	50
6125SF(@)	6.0 x 2.5 x 2.5 (0.24 x 0.10 x 0.10)	0.75 - 6.0	125Vac	50
		0.75 - 6.0	160Vdc	50
		0.75 - 6.0	125Vdc	50
6125SH (@)	6.0 x 2.5 x 2.5 (0.24 x 0.10 x 0.10)	12 - 20	65Vac	50
		12 - 20	65Vdc	50
6125SH (@)	6.0 x 2.5 x 2.5 (0.24 x 0.10 x 0.10)	0.75 - 6.0	125Vac	50
		0.75 - 6.0	160Vdc	50
		0.75 - 6.0	125Vdc	50
6125SH (@)	6.0 x 2.5 x 2.5 (0.24 x 0.10 x 0.10)	0.4 - 10	125Vac	50
		0.4 - 10	160Vdc	50
		0.4 - 10	125Vdc	50
F92, 1206T	3.2 x 1.6 (0.13 x 0.06)	0.8	63Vdc	50
		1	63Vdc	50
		1.25 - 1.75	63Vdc	50
		2 - 6	63Vdc	50
		6.3 - 10	63Vdc	50
		0.8	24Vdc	50
		0.8	32Vdc	50
		1	24Vdc	50
		1	32Vdc	50
		1.25 - 1.75	24Vdc	50

		1.25 - 1.75	32Vdc	50
		2 - 6	24Vdc	50
		2 - 6	32Vdc	50
		6.3 - 10	24Vdc	50
		6.3 - 10	32Vdc	50
F93, 1206F	3.2 x 1.6 x 0.6 (0.13 x 0.06 x 0.02)	0.5 - 0.8	125Vdc	50
		1 - 10	63Vdc	50
		1 - 10	24Vdc	50
		1 - 10	32Vdc	50
		0.5 - 0.8	24Vdc	50
		0.5 - 0.8	32Vdc	50
		0.5 - 0.8	63Vdc	50
J92, 0603T	1.6 x 0.8 x 0.6 (0.06 x 0.03 x 0.02)	1	32Vdc	50
		1.25 - 1.6	32Vdc	50
		1.75	32Vdc	50
		2 - 2.5	32Vdc	50
		3 - 3.5	32Vdc	50
		4 - 6	32Vdc	50
		1	24Vdc	50
		1.25 - 1.6	24Vdc	50
		1.75	24Vdc	50
		2 - 2.5	24Vdc	50
		3 - 3.5	24Vdc	50
		4 - 6	24Vdc	50
J93, 0603F	1.6 x 0.8 x 0.6 (0.06 x 0.03 x 0.02)	0.5 - 0.8	125Vdc	50
		1 - 6	63Vdc	50
		1 - 6	24Vdc	50
		1 - 6	32Vdc	50
		0.5 - 0.8	24Vdc	50
		0.5 - 0.8	32Vdc	50
		0.5 - 0.8	63Vdc	50

TSM	6.8 x 4 x 2.8 (0.27 x 0.16 x 0.11)	1 - 5	63Vdc	50
		1 - 5	125Vac	50

Supplemental micro fuses: filled-tube, surface mount, cartridge enclosed

Cat. No.	Size mm(in)	Amps (A)	Volts (V)	Interrupting Rating (A)
1032HB	10.25 x 3.38 x 3.38 (0.40 x 0.13 x 0.13)	1.25	250Vac	200

Supplemental micro fuses: pigtail leads

Cat. No.	Size mm(in)	Amps (A)	Volts (V)	Interrupting Rating (A)
2010	8.4 x 4.1 x 8.4 (0.33 x 0.16 x 0.33)	0.1 - 10	250Vac	130
		0.1 - 6.3	300Vac	50
		8 - 10	300Vac	100
FEP	3.7 x 8 (0.15 x 0.31)	0.25 - 2.5	250Vac	50
		3.15 - 6.3	250Vac	50
TBP	3.6 x 9.5 (0.14 x 0.37)	0.25 - 3.15	250Vac	35
		0.25 - 3.15	63Vdc	35
		4 - 6.3	250Vac	10x Ampere rating
		4 - 6.3	63Vdc	10x Ampere rating
TDP	3.6 x 9.5 (0.14 x 0.37)	0.25 - 3.15	250Vac	35
		4 - 6.3	250Vac	10xAmpere rating
TEP	3.7 x 8 (0.15 x 0.31)	0.25 - 3.15	250Vac	35
		4 - 6.3	250Vac	10 x Ampere Rating

Supplemental micro fuses: pigtail leads, filled-tube

Cat. No.	Size mm(in)	Amps (A)	Volts (V)	Interrupting Rating (A)
2000	8.3 x 7.8 (0.33 x 0.31)	0.1 - 6.3	250Vac	100
		0.1 - 6.3	300Vac	100
2020	8.4 x 4.1 x 5.3 (0.33 x 0.16 x 0.21)	0.1 - 6.3	250Vac	160
		0.1 - 6.3	300Vac	130

		0.1 - 6.3	400Vac	50
--	--	-----------	--------	----

Supplemental micro fuses: surface mount






Cat. No.	Size mm(in)	Amps (A)	Volts (V)	Interrupting Rating (A)
0402F	1.1 x 0.5 x 0.4 (0.04 x 0.02 x 0.02)	0.1 - 4	32Vdc	35

Supplemental micro fuses: surface mount, cartridge enclosed

Cat. No.	Size mm(in)	Amps (A)	Volts (V)	Interrupting Rating (A)
2410LT	6.4 x 2.6 x 2.6 (0.25 x 0.10 x 0.10)	0.5 - 6.3	250Vac	50
		0.5 - 6.3	125Vdc	80

(!) - ("XXX" represents current rating, i.e. 0.1 - 20)

(@) - followed by A,G,S or blank, and followed by F or blank.

Marking: Company name or tradename "Walter" or trademark , , , , model designation and the Recognized Component Mark for Canada, .

Last Updated on 2019-10-19

The appearance of a company's name or product in this database does not in itself assure that products so identified have been manufactured under UL's Follow-Up Service. Only those products bearing the UL Mark should be considered to be Certified and covered under UL's Follow-Up Service. Always look for the Mark on the product.

UL permits the reproduction of the material contained in the Online Certification Directory subject to the following conditions: 1. The Guide Information, Assemblies, Constructions, Designs, Systems, and/or Certifications (files) must be presented in their entirety and in a non-misleading manner, without any manipulation of the data (or drawings). 2. The statement "Reprinted from the Online Certifications Directory with permission from UL" must appear adjacent to the extracted material. In addition, the reprinted material must include a copyright notice in the following format: "© 2019 UL LLC"

ZEICHENGENEHMIGUNG MARKS APPROVAL

Suzhou Walter Electronic
Co. Ltd.
Fenhu Technic Development Zone
215211 LUXU TOWN, WUJIANG CITY
Jiangsu
CHINA

ist berechtigt, für ihr Produkt /
is authorized to use for their product

G-Sicherungseinsatz
Cartridge fuse-link

die hier abgebildeten markenrechtlich geschützten Zeichen
für die ab Blatt 2 aufgeführten Typen zu benutzen /
the legally protected Marks as shown below for the types referred to on page 2 ff.



Geprüft und zertifiziert nach /
Tested and certified according to

DIN EN 60127-1 (VDE 0820-1):2015-12; EN 60127-1:2006+A1:2011+A2:2015
DIN EN 60127-2 (VDE 0820-2):2015-07; EN 60127-2:2014
IEC 60127-1:2006
IEC 60127-1:2006/AMD1:2011
IEC 60127-1:2006/AMD2:2015
IEC 60127-2:2014

VDE Prüf- und Zertifizierungsinstitut GmbH
VDE Testing and Certification Institute
Zertifizierungsstelle / Certification

M. Tasotti

Aktenzeichen: 5000410-1170-0025 / 253494

File ref.:

Ausweis-Nr. 40016860

Blatt 1

Certificate No.

Page

Weitere Bedingungen siehe Rückseite und Folgeblätter /
further conditions see overleaf and following pages

Offenbach, 2006-02-16

(letzte Änderung / updated 2018-11-29)

VDE Zertifikate sind nur gültig bei Veröffentlichung unter:
VDE certificates are valid only when published on:

<http://www.vde.com/zertifikat>
<http://www.vde.com/certificate>

Name und Sitz des Genehmigungs-Inhabers / *Name and registered seat of the Certificate holder*

Suzhou Walter Electronic Co. Ltd., Fenu Technic Development Zone, 215211 LUXU TOWN, WUJIANG CITY,
Jiangsu, CHINA

Aktenzeichen / *File ref.*

5000410-1170-0025 / 253494 / TL3 / EUL

letzte Änderung / *updated*

2018-11-29

Datum / *Date*

2006-02-16

Dieses Blatt gilt nur in Verbindung mit Blatt 1 des Zeichengenehmigungsausweises Nr. 40016860.

This supplement is only valid in conjunction with page 1 of the Certificate No. 40016860.

G-Sicherungseinsatz Cartridge fuse-link

Typ(en) / *Type(s)*

FSC-Serie(s)

Bemessungsspannung
Rated voltage

AC 250 V

Bemessungsstrom
Rated current

250 mA; 315 mA; 400 mA; 500 mA
630 mA; 800 mA; 1 A; 1,25 A; 1,6 A
2 A; 2,5 A; 3,15 A; 4 A; 5 A; 6,3 A; 8 A; 10 A

Normblatt
Standard sheet

1

Maße in mm
Dimension in mm

5 x 20

Kennzeichnung der Charakteristik
Characteristic symbol

F

Kennzeichnung des Ausschaltvermögens
Breaking capacity symbol

H

Bemessungsausschaltvermögen
Rated breaking capacity

1500 A

Zeit/Strom-Charakteristik
Time/current-characteristic

flik
quick-acting

Fortsetzung siehe Blatt 3 /
continued on page 3

VDE Prüf- und Zertifizierungsinstitut Zeichengenehmigung

Ausweis-Nr. / Blatt /
Certificate No. / Page
40016860 / 3

Name und Sitz des Genehmigungs-Inhabers / *Name and registered seat of the Certificate holder*

Suzhou Walter Electronic Co. Ltd., Fenu Technic Development Zone, 215211 LUXU TOWN, WUJIANG CITY,
Jiangsu, CHINA

Aktenzeichen / *File ref.*

5000410-1170-0025 / 253494 / TL3 / EUL

letzte Änderung / *updated*

2018-11-29

Datum / *Date*

2006-02-16

Dieses Blatt gilt nur in Verbindung mit Blatt 1 des Zeichengenehmigungsausweises Nr. 40016860.

This supplement is only valid in conjunction with page 1 of the Certificate No. 40016860.

Anmerkung

Wahlweise mit Drahtanschlüssen
Die Prüfspannung in Abschnitt 9.2 war DC 125 V.

Remark

*Optional with lead wires
The test voltage in clause 9.2 was DC 125 V.*

Dieser Zeichengenehmigungs-Ausweis bildet eine Grundlage für die EG-Konformitätserklärung und CE-Kennzeichnung durch den Hersteller oder dessen Bevollmächtigten und bescheinigt die Konformität mit den grundlegenden Schutzanforderungen der **EG-Niederspannungsrichtlinie 2014/35/EU**.

*This Marks Approval is a basis for the EC Declaration of Conformity and the CE Marking by the manufacturer or his agent and proves the conformity with the essential safety requirements of the **EC Low-Voltage Directive 2014/35/EU**.*

VDE Prüf- und Zertifizierungsinstitut GmbH

VDE Testing and Certification Institute

Fachgebiet TL3

Section TL3



Name und Sitz des Genehmigungs-Inhabers / *Name and registered seat of the Certificate holder*

Suzhou Walter Electronic Co. Ltd., Fenu Technic Development Zone, 215211 LUXU TOWN, WUJIANG CITY,
Jiangsu, CHINA

Aktenzeichen / *File ref.*

5000410-1170-0025 / 253494 / TL3 / EUL

letzte Änderung / *updated*

2018-11-29

Datum / *Date*

2006-02-16

Dieses Beiblatt ist Bestandteil des Zeichengenehmigungsausweises Nr. 40016860.

This supplement is part of the Certificate No. 40016860.

G-Sicherungseinsatz Cartridge fuse-link

Fertigungsstätte(n) Place(s) of manufacture

Referenz/*Reference*
30006375
Dongguan Walter Electric Co., Ltd.
Yan Tian, Feng Gang Town
523702 DONGGUAN CITY
Guangdong
CHINA

Referenz/*Reference*
30011941
Suzhou Walter Electronic
Co. Ltd.
Fenu Technic Development Zone
215211 LUXU TOWN, WUJIANG CITY
Jiangsu
CHINA

VDE Prüf- und Zertifizierungsinstitut GmbH
VDE Testing and Certification Institute
Fachgebiet TL3
Section TL3

Name und Sitz des Genehmigungs-Inhabers / Name and registered seat of the Certificate holder

Suzhou Walter Electronic Co. Ltd., Fenu Technic Development Zone, 215211 LUXU TOWN, WUJIANG CITY, Jiangsu, CHINA

Aktenzeichen / File ref.

5000410-1170-0025 / 253494 / TL3 / EUL

letzte Änderung / updated

2018-11-29

Datum / Date

2006-02-16

Dieses Blatt gilt nur in Verbindung mit Blatt 1 des Zeichengenehmigungsausweises Nr. 40016860.

This supplement is only valid in conjunction with page 1 of the Certificate No. 40016860.

Genehmigung zum Benutzen des auf Seite 1 abgebildeten markenrechtlich geschützten Zeichens des VDE:

Grundlage für die Benutzung sind die Allgemeinen Geschäftsbedingungen (AGB) der VDE Prüf- und Zertifizierungsinstitut GmbH (www.vde.com\AGB-Institut). Das Recht zur Benutzung erstreckt sich nur auf die bezeichnete Firma mit den genannten Fertigungsstätten und die oben aufgeführten Produkte mit den zugeordneten Bezeichnungen. Die Fertigungsstätte muss so eingerichtet sein, dass eine gleichmäßige Herstellung der geprüften und zertifizierten Ausführung gewährleistet ist.

Die Genehmigung ist so lange gültig wie die VDE-Bestimmungen gelten, die der Zertifizierung zugrunde gelegen haben, sofern sie nicht auf Grund anderer Bedingungen aus der VDE Prüf- und Zertifizierungsordnung (PM102) zurückgezogen werden muss.

Der Gültigkeitszeitraum einer VDE-GS-Zeichengenehmigung kann auf Antrag verlängert werden. Bei gesetzlichen und / oder normativen Änderungen kann die VDE-GS-Zeichengenehmigung ihre Gültigkeit zu einem früheren als dem angegebenen Datum verlieren.

Produkte, die das Biozid Dimethylfumarat (DMF) enthalten, dürfen gemäß der Kommissionsentscheidung 2009/251/EG nicht mehr in den Verkehr gebracht oder auf dem Markt bereitgestellt werden.

Der VDE-Zeichengenehmigungsausweis wird ausschließlich auf der ersten Seite unterzeichnet.

Approval to use the legally protected Mark of the VDE as shown on the first page:

Basis for the use are the general terms and conditions of the VDE Testing and Certification Institute (www.vde.com\terms-institute). The right to use the mark is granted only to the mentioned company with the named places of manufacture and the listed products with the related type references. The place of manufacture shall be equipped in a way that a constant manufacturing of the certified construction is assured.

The approval is valid as long as the VDE specifications are in force, on which the certification is based on, unless it is withdrawn according to the VDE Testing and Certification Procedure (PM102E).

The validity period of a VDE-GS-Mark Approval may be prolonged on request. In case of changes in legal and / or normative requirements, the validity period of a VDE-GS-Mark Approval may be shortened.

Products containing the biocide dimethylfumarate (DMF) may not be marketed or made available on the EC market according to the Commission Decision 2009/251/EC.

The approval is solely signed on the first page.

GUTACHTEN MIT FERTIGUNGSÜBERWACHUNG CERTIFICATE OF CONFORMITY WITH FACTORY SURVEILLANCE

Suzhou Walter Electronic
Co. Ltd.
Fenhu Technic Development Zone
215211 LUXU TOWN, WUJIANG CITY
Jiangsu
CHINA

ist berechtigt, für ihr Produkt /
is authorized to use for their product

G-Sicherungseinsatz
Cartridge fuse-link

die hier abgebildeten markenrechtlich geschützten Zeichen
für die ab Blatt 2 aufgeführten Typen zu benutzen /
the legally protected Marks as shown below for the types referred to on page 2 ff.



REG C969 oder/or



oder/or VDE-REG C969

REG C969

Geprüft und zertifiziert nach /
Tested and certified according to

DIN EN 60127-1 (VDE 0820-1):2015-12; EN 60127-1:2006+A1:2011+A2:2015
DIN EN 60127-2 (VDE 0820-2):2015-07; EN 60127-2:2014
IEC 60127-1:2006
IEC 60127-1:2006/AMD1:2011
IEC 60127-1:2006/AMD2:2015
IEC 60127-2:2014



Aktenzeichen: 5000410-1170-0001 / 253460

File ref.:

Ausweis-Nr. 40026169

Blatt 1

Certificate No.

Page

Weitere Bedingungen siehe Rückseite und Folgeblätter /
further conditions see overleaf and following pages

Offenbach, 2008-12-17

(letzte Änderung / updated 2018-11-28)

VDE Prüf- und Zertifizierungsinstitut GmbH
VDE Testing and Certification Institute
Zertifizierungsstelle / Certification

M. Tasotti

VDE Zertifikate sind nur gültig bei Veröffentlichung unter:
VDE certificates are valid only when published on:

<http://www.vde.com/zertifikat>
<http://www.vde.com/certificate>

Name und Sitz des Genehmigungs-Inhabers / *Name and registered seat of the Certificate holder*

Suzhou Walter Electronic Co. Ltd., Fenu Technic Development Zone, 215211 LUXU TOWN, WUJIANG CITY,
Jiangsu, CHINA

Aktenzeichen / *File ref.*

5000410-1170-0001 / 253460 / TL3 / EUL

letzte Änderung / *updated*

2018-11-28

Datum / *Date*

2008-12-17

Dieses Blatt gilt nur in Verbindung mit Blatt 1 des Gutachtens mit Fertigungsüberwachung Nr. 40026169.

This supplement is only valid in conjunction with page 1 of the Certificate of Conformity with factory surveillance No. 40026169.

G-Sicherungseinsatz Cartridge fuse-link

Typ(en) / *Type(s)*

FSC-Serie(s)

Bemessungsspannung <i>Rated voltage</i>	AC 250 V
Bemessungsstrom <i>Rated current</i>	12 A; 15 A
Normblatt <i>Standard sheet</i>	1
Kennzeichnung der Charakteristik <i>Characteristic symbol</i>	F
Maße in mm <i>Dimension in mm</i>	5 x 20
Kennzeichnung des Ausschaltvermögens <i>Breaking capacity symbol</i>	H
Bemessungsausschaltvermögen <i>Rated breaking capacity</i>	1500 A
Zeit/Strom-Charakteristik <i>Time/current-characteristic</i>	flink <i>quick-acting</i>

Fortsetzung siehe Blatt 3 /
continued on page 3

VDE Prüf- und Zertifizierungsinstitut Gutachten mit Fertigungsüberwachung

Ausweis-Nr. / Blatt /
Certificate No. / Page
40026169 3

Name und Sitz des Genehmigungs-Inhabers / Name and registered seat of the Certificate holder

Suzhou Walter Electronic Co. Ltd., Fenu Technic Development Zone, 215211 LUXU TOWN, WUJIANG CITY,
Jiangsu, CHINA

Aktenzeichen / File ref.

5000410-1170-0001 / 253460 / TL3 / EUL

letzte Änderung / updated

2018-11-28

Datum / Date

2008-12-17

Dieses Blatt gilt nur in Verbindung mit Blatt 1 des Gutachtens mit Fertigungsüberwachung Nr. 40026169.

This supplement is only valid in conjunction with page 1 of the Certificate of Conformity with factory surveillance No. 40026169.

Anmerkung

Die Prüfspannung in Abschnitt 9.2 war DC 125 V.
Wahlweise mit Drahtanschlüssen.
Die Anforderungen für 12 A und 15 A waren die gleichen
wie für 10 A (höchster Bemessungsstrom des Normblatts).

Remark

*The test voltage in clause 9.2 was DC 125 V.
Optional with lead wires (pigtailed).
The requirements for 12 A and 15 A were the same
as for 10 A (highest rating in standard sheet).*

Dieser Zeichengenehmigungs-Ausweis bildet eine Grundlage für die EG-Konformitätserklärung und CE-Kennzeichnung durch den Hersteller oder dessen Bevollmächtigten und bescheinigt die Konformität mit den grundlegenden Schutzanforderungen der **EG-Niederspannungsrichtlinie 2014/35/EU**.

*This Marks Approval is a basis for the EC Declaration of Conformity and the CE Marking by the manufacturer or his agent and proves the conformity with the essential safety requirements of the **EC Low-Voltage Directive 2014/35/EU**.*

VDE Prüf- und Zertifizierungsinstitut GmbH
VDE Testing and Certification Institute
Fachgebiet TL3
Section TL3



VDE Prüf- und Zertifizierungsinstitut Gutachten mit Fertigungsüberwachung

Ausweis-Nr. / Beiblatt /
Certificate No. Supplement
40026169

Name und Sitz des Genehmigungs-Inhabers / *Name and registered seat of the Certificate holder*

Suzhou Walter Electronic Co. Ltd., Fenu Technic Development Zone, 215211 LUXU TOWN, WUJIANG CITY,
Jiangsu, CHINA

Aktenzeichen / *File ref.*

5000410-1170-0001 / 253460 / TL3 / EUL

letzte Änderung / *updated*

2018-11-28

Datum / *Date*

2008-12-17

Dieses Beiblatt ist Bestandteil des Gutachtens mit Fertigungsüberwachung Nr. 40026169.

This supplement is part of the Certificate of Conformity with factory surveillance No. 40026169.

G-Sicherungseinsatz Cartridge fuse-link

Fertigungsstätte(n)

Place(s) of manufacture

Referenz/*Reference*

30006375

Dongguan Walter Electric Co., Ltd.

Yan Tian, Feng Gang Town

523702 DONGGUAN CITY

Guangdong

CHINA

Referenz/*Reference*

30011941

Suzhou Walter Electronic

Co. Ltd.

Fenu Technic Development Zone

215211 LUXU TOWN, WUJIANG CITY

Jiangsu

CHINA

VDE Prüf- und Zertifizierungsinstitut GmbH

VDE Testing and Certification Institute

Fachgebiet TL3

Section TL3



VDE Prüf- und Zertifizierungsinstitut Gutachten mit Fertigungsüberwachung

Ausweis-Nr. / Infoblatt /
Certificate No. / Info sheet
40026169

Name und Sitz des Genehmigungs-Inhabers / Name and registered seat of the Certificate holder

Suzhou Walter Electronic Co. Ltd., Fenuh Technic Development Zone, 215211 LUXU TOWN, WUJIANG CITY,
Jiangsu, CHINA

Aktenzeichen / File ref.

5000410-1170-0001 / 253460 / TL3 / EUL

letzte Änderung / updated

2018-11-28

Datum / Date

2008-12-17

Dieses Blatt gilt nur in Verbindung mit Blatt 1 des Gutachtens mit Fertigungsüberwachung Nr. 40026169.

This supplement is only valid in conjunction with page 1 of the Certificate of Conformity with factory surveillance No. 40026169.

Genehmigung zum Benutzen des auf Seite 1 abgebildeten markenrechtlich geschützten Zeichens des VDE:

Grundlage für die Benutzung sind die Allgemeinen Geschäftsbedingungen (AGB) der VDE Prüf- und Zertifizierungsinstitut GmbH (www.vde.com\AGB-Institut). Das Recht zur Benutzung erstreckt sich nur auf die bezeichnete Firma mit den genannten Fertigungsstätten und die oben aufgeführten Produkte mit den zugeordneten Bezeichnungen. Die Fertigungsstätte muss so eingerichtet sein, dass eine gleichmäßige Herstellung der geprüften und zertifizierten Ausführung gewährleistet ist.

Die Genehmigung ist so lange gültig wie die VDE-Bestimmungen gelten, die der Zertifizierung zugrunde gelegen haben, sofern sie nicht auf Grund anderer Bedingungen aus der VDE Prüf- und Zertifizierungsordnung (PM102) zurückgezogen werden muss.

Der Gültigkeitszeitraum einer VDE-GS-Zeichengenehmigung kann auf Antrag verlängert werden. Bei gesetzlichen und / oder normativen Änderungen kann die VDE-GS-Zeichengenehmigung ihre Gültigkeit zu einem früheren als dem angegebenen Datum verlieren.

Produkte, die das Biozid Dimethylfumarat (DMF) enthalten, dürfen gemäß der Kommissionsentscheidung 2009/251/EG nicht mehr in den Verkehr gebracht oder auf dem Markt bereitgestellt werden.

Der VDE-Zeichengenehmigungsausweis wird ausschließlich auf der ersten Seite unterzeichnet.

Approval to use the legally protected Mark of the VDE as shown on the first page:

Basis for the use are the general terms and conditions of the VDE Testing and Certification Institute (www.vde.com\terms-institute). The right to use the mark is granted only to the mentioned company with the named places of manufacture and the listed products with the related type references. The place of manufacture shall be equipped in a way that a constant manufacturing of the certified construction is assured.

The approval is valid as long as the VDE specifications are in force, on which the certification is based on, unless it is withdrawn according to the VDE Testing and Certification Procedure (PM102E).

The validity period of a VDE-GS-Mark Approval may be prolonged on request. In case of changes in legal and / or normative requirements, the validity period of a VDE-GS-Mark Approval may be shortened.

Products containing the biocide dimethylfumarate (DMF) may not be marketed or made available on the EC market according to the Commission Decision 2009/251/EC.

The approval is solely signed on the first page.

Kitemark™ Certificate

This is to certify that:

Suzhou Walter Electronic Co., Ltd
Fenhu Technic Development Zone
Wujiang
Jiang Su Province
China

Holds Certificate Number:

KM 70911

In respect of:

BS EN 60127
Cartridge fuse-links

This issues the right and licence to use the Kitemark in accordance with the Kitemark Terms and Conditions governing the use of the Kitemark, as may be updated from time to time by BSI Assurance UK Ltd (the "Conditions"). All defined terms in this Certificate shall have the same meaning as in the Conditions.

The use of the Kitemark is authorized in respect of the Product(s) detailed on this Certificate provided at or from the above address.

For and on behalf of BSI:



Chris Lewis - Certification Director, Product Certification

First Issued: 2003-02-21
Latest Issue: 2017-11-02

Effective Date: 2017-11-02
Expiry Date: 2020-11-01



Page: 1 of 6

...making excellence a habit.™

Kitemark™ Certificate

No. KM 70911

BS EN 60127-2:2014 (BS EN 60127-1:2006 + A2:2015) Standard Sheet 1 Fuse-links

Type: FSC Quick-acting, high breaking capacity		
Type Ref	Rating	Reference Report
FSC	F 250 mA H 250 V	0150177/01 (SE-20053), 2003-0024 & 8071524 (GJW2013-3450BSI)
FSC	F 315 mA H 250 V	0150177/01 (SE-20053), 2003-0024 & 8071524 (GJW2013-3450BSI)
FSC	F 400 mA H 250 V	0150177/01 (SE-20053), 2003-0024 & 8071524 (GJW2013-3450BSI)
FSC	F 500 mA H 250 V	0150177/01 (SE-20053), 2003-0024 & 8071524 (GJW2013-3450BSI)
FSC	F 630 mA H 250 V	0150177/01 (SE-20053), 2003-0024 & 8071524 (GJW2013-3450BSI)
FSC	F 800 mA H 250 V	0150177/01 (SE-20053), 2003-0024 & 8071524 (GJW2013-3450BSI)
FSC	F 1.00 A H 250 V	0150177/01 (SE-20053), 2003-0024 & 8071524 (GJW2013-3450BSI)
FSC	F 1.25 A H 250 V	0150177/01 (SE-20053), 2003-0024 & 8071524 (GJW2013-3450BSI)
FSC	F 1.60 A H 250 V	0150177/01 (SE-20053), 2003-0024 & 8071524 (GJW2013-3450BSI)
FSC	F 2.00 A H 250 V	0150177/01 (SE-20053), 2003-0024 & 8071524 (GJW2013-3450BSI)
FSC	F 2.50 A H 250 V	0150177/01 (SE-20053), 2003-0024 & 8071524 (GJW2013-3450BSI)
FSC	F 3.15 A H 250 V	0150177/01 (SE-20053), 2003-0024 & 8071524 (GJW2013-3450BSI)
FSC	F 4.00 A H 250 V	0150177/01 (SE-20053), 2003-0024 & 8071524 (GJW2013-3450BSI)
FSC	F 5.00 A H 250 V	0150177/01 (SE-20053), 2003-0024 & 8071524 (GJW2013-3450BSI)
FSC	F 6.30 A H 250 V	0150177/01 (SE-20053), 2003-0024 & 8071524 (GJW2013-3450BSI)

First Issued: 2003-02-21
Latest Issue: 2017-11-02

Effective Date: 2017-11-02
Expiry Date: 2020-11-01

Page: 2 of 6

This certificate has been issued by and remains the property of BSI Assurance UK Ltd, Kitemark Court, Davy Avenue, Knowlhill, Milton Keynes MK5 8PP, United Kingdom and should be returned immediately upon request.
To check its validity telephone +44 (0) 345 080 9000. An electronic certificate can be authenticated [online](#).

BSI Assurance UK Limited, registered in England under number 7805321 at 389 Chiswick High Road, London W4 4AL, UK.
A member of BSI Group of Companies.



中国国家强制性产品认证证书

证书编号：2002010207006697

委托人名称、地址

苏州华德电子有限公司
江苏省吴江市汾湖经济技术开发区(芦墟)

生产者(制造商)名称、地址

苏州华德电子有限公司
江苏省吴江市汾湖经济技术开发区(芦墟)

生产企业名称、地址

苏州华德电子有限公司
江苏省吴江汾湖经济开发区新黎路99号

产品名称和系列、规格、型号

管状熔断体; 带引线管状熔断体

FSC F250mAH250V、FSC F315mAH250V、FSC F400mAH250V、FSC F500mAH250V、FSC F630mAH250V、
FSC F800mAH250V、FSC F1AH250V、FSC F1.25AH250V、FSC F1.6AH250V、FSC F2AH250V、FSC
F2.5AH250V、FSC F3.15AH250V、FSC F4AH250V、FSC F5AH250V、FSC F6.3AH250V、FSC F8AH250V、
FSC F10AH250V; FSC F500mAH250V、FSC F630mAH250V、FSC F800mAH250V、FSC F1AH250V、FSC
F1.25AH250V、FSC F1.6AH250V、FSC F2AH250V、FSC F2.5AH250V、FSC F3.15AH250V、FSC F4AH250V、
FSC F5AH250V、FSC F6.3AH250V、FSC F8AH250V、FSC F10AH250V

产品标准和技术要求

GB/T9364. 1-2015; GB/T9364. 2-2018

上述产品符合强制性产品认证实施规则 CNCA-C02-01:2014 的要求，
特发此证。

发证日期：2019年09月24日 有效期至：2023年02月01日

证书有效期内本证书的有效性依据发证机构的定期监督获得保持。

本证书为变更证书，证书首次颁发日期：2002年07月26日

本证书的相关信息可通过国家认监委网站 www.cnca.gov.cn 查询



主任：陆楠



中国质量认证中心



CERTIFICATE FOR CHINA COMPULSORY PRODUCT CERTIFICATION

CERTIFICATE NO.: 2002010207006697

NAME AND ADDRESS OF THE APPLICANT

Suzhou Walter Electronic Co., Ltd.
Fenhu Technic Development Zone, Luxu, Wujiang City, Jiangsu

NAME AND ADDRESS OF THE MANUFACTURER

Suzhou Walter Electronic Co., Ltd.
Fenhu Technic Development Zone, Luxu, Wujiang City, Jiangsu

NAME AND ADDRESS OF THE FACTORY

Suzhou Walter Electronic Co., Ltd.
South of Xinli Road, Fenhu Technic Development Zone, Luxu, Wujiang City, Jiangsu

PRODUCT NAME, MODEL AND SPECIFICATION

Cartridge Fuse-link; Cartridge fuse-links with wire terminations

FSC F250mAH250V, FSC F315mAH250V, FSC F400mAH250V, FSC F500mAH250V, FSC F630mAH250V, FSC F800mAH250V, FSC F1AH250V, FSC F1.25AH250V, FSC F1.6AH250V, FSC F2AH250V, FSC F2.5AH250V, FSC F3.15AH250V, FSC F4AH250V, FSC F5AH250V, FSC F6.3AH250V, FSC F8AH250V, FSC F10AH250V; FSC F500mAH250V, FSC F630mAH250V, FSC F800mAH250V, FSC F1AH250V, FSC F1.25AH250V, FSC F1.6AH250V, FSC F2AH250V, FSC F2.5AH250V, FSC F3.15AH250V, FSC F4AH250V, FSC F5AH250V, FSC F6.3AH250V, FSC F8AH250V, FSC F10AH250V

THE STANDARDS AND TECHNICAL REQUIREMENTS FOR THE PRODUCTS

GB/T9364.1-2015;GB/T9364.2-2018

This is to certify that the above mentioned product(s) complies with the requirements of implementation rules for compulsory certification(REFNO.CNCA-C02-01:2014).

Valid from: Sep.24,2019

Valid until: Feb.01,2023

The validity of the certificate is subject to positive result of the regular follow up inspection by issuing certification body until the expiry date.

Date of original issued: Jul.26,2002

The certificate information is available through CNCA's website: www.cnca.gov.cn



President:

Lu Mei



CHINA QUALITY CERTIFICATION CENTRE

適合同等証明書

Statement of Conformity Assessment

電気用品安全法第8条第1項に規定する技術基準及び同法第9条第2項の経済産業省令で定める基準（法第9条第1項第2号に係る検査に係るものに限る）に適合していることを証明します

I hereby certify that the product mentioned below complies with the technical requirements stipulated in Paragraph 1 of Article 8 of Electrical Appliances and Materials Safety Act (here under referred to as the Act) and the requirements defined by the ordinance of the Ministry of Economy, Trade and Industry based on Paragraph 2 of Article 9 of the Act (limited to Item 2 of Paragraph 1 of Article 9 for Inspection of the Act).

1. 証明書番号: JET2179-31003-2006
Statement Number
2. 交付年月日: 平成29年1月5日
Effective Date January 5, 2017
3. 有効年月日: 平成36年1月4日
Date of Validity January 4, 2024
4. 申込者名 (Applicant)
住所: FENHU TECHNIC DEVELOPMENT ZONE WUJIANG, JIANGSU PROVINCE, CHINA
Address

氏名又は名称: SUZHOU WALTER ELECTRONIC CO., LTD.
Name

5. 特定電気用品名: 管形ヒューズ
Name of Product Cartridge fuses
6. 型式の区分: 別紙のとおり
Type Classification See attached "Type Classification"
7. 製造工場名 (Manufacturer)
住所: FENHU TECHNIC DEVELOPMENT ZONE WUJIANG, JIANGSU PROVINCE, CHINA
Address

氏名又は名称: SUZHOU WALTER ELECTRONIC CO., LTD.
Name

8. 適用試験規格: 電気用品の技術上の基準を定める省令の解釈
Applied Standard for Testing Description of the technical requirements by the METI Ordinance
別表第十二 J60127-1 (H26) 及び J60127-2 (H26)
Appendix 12 J60127-1 (H26) and J60127-2 (H26)
9. 適合性検査の方法: (Testing Method for Conformity Assessment)
 - 1) 試験用の特定電気用品については、電気用品の技術上の基準を定める省令の解釈に定める方法
With respect to testing for Category A products, the testing method is based on the technical requirements of the description of Electrical Appliances and Materials stipulated in the METI Ordinance.
 - 2) 当該特定電気用品に係る届出事業者又は事業場における検査設備については、電気用品安全法施行規則別表第四の検査設備の欄に掲げる検査設備ごとにそれぞれ同表の技術上の基準の欄に掲げる方法
With respect to inspection facilities required for Category A products at the factory, Testing Method described in the column of the technical requirements for each inspection facilities in the column of inspection facilities is shown in the Appendix 4 of Enforcement Regulations of the Act.

10. 注意事項

- 1) この適合同等証明書は、提出された試験用の電気用品に関して評価を行った上で交付したものであり、同一の型式の区分にある電気用品について電気用品安全法第8条1項に規定する技術基準適合確認の義務を履行したことを示すものではありません。

This Statement of Conformity Assessment, which is issued on the evaluation of the submitted test-use Electrical Appliances and Materials, does not signify that the Obligation to Comply with Requirements, which is prescribed at Paragraph 1 of Article 8 of the Act, is fulfilled on Electrical Appliances and Materials in the same Type Classification.

- 2) この適合同等証明書は、別紙に記載されている型式の区分の範囲内及び区分の組み合わせについてのみ有効です。

This Statement of Conformity Assessment is valid only for Electrical Appliances and Materials within the Type Classifications and their combination as stated in the attached "Type Classification".

一般財団法人 電気安全環境研究所
Japan Electrical Safety & Environment technology Laboratories (JET)

理事長 薦田 康久
President Yasuhisa Komoda

東京都渋谷区代々木5-14-12
(5-14-12, Yoyogi, Shibuya-ku, Tokyo, Japan)

証明書番号 : J E T 2 1 7 9 - 3 1 0 0 3 - 2 0 0 6

適合同等証明書別紙

Statement of Conformity Assessment

型式の区分

Type Classification

要素 Factor	区分 Classification
定格電圧 Rated voltage	(2) 125Vを超えるもの Exceeding 125V
定格電流（定格電流表示のあるものの場合に限る。） Rated current (limited to those with rated current markings)	(1) 5 A以下のもの 5A or less
適用電動機の定格容量（定格電流表示のないものの場合に限る。） Rated capacity of applicable motor (limited to those without rated current markings)	—
可溶体の主材料 Fuse element materials	(6) その他のもの Others
可溶体の数 Number of fuse elements	(1) 1のもの One
再使用（管形ヒューズを除く。） Reusability (excluding cartridge fuses)	—
内部充てん物 Filler materials	(1) あるもの With filler materials
筒（内筒を除く。）の材料 Outer cartridge materials	(3) 磁器のもの又はガラスのもの Ceramic or glass
端子 Terminals	(4) リード線付きのもの Lead terminal
排気孔 Exhausting opening	(2) ないもの Without exhausting opening
溶断の表示 Blowout fuse indicator	(2) ないもの Without blowout fuse indicator
用途 Application	(2) 電子機器用のもの For use in electric appliances
定格遮断電流 Rated breaking capacity	(5) 1,000Aを超え1,500A以下のもの Exceeding 1,000A, and less than or equal to 1,500A

証明書番号：JET 2179-31003-2006

— 3 / 3 —

適合同等証明書

Statement of Conformity Assessment

電気用品安全法第8条第1項に規定する技術基準及び同法第9条第2項の経済産業省令で定める基準（法第9条第1項第2号に係る検査に係るものに限る）に適合していることを証明します

I hereby certify that the product mentioned below complies with the technical requirements stipulated in Paragraph 1 of Article 8 of Electrical Appliances and Materials Safety Act (here under referred to as the Act) and the requirements defined by the ordinance of the Ministry of Economy, Trade and Industry based on Paragraph 2 of Article 9 of the Act (limited to Item 2 of Paragraph 1 of Article 9 for Inspection of the Act).

1. 証明書番号: JET2179-31003-2007
Statement Number
2. 交付年月日: 平成29年1月5日
Effective Date January 5, 2017
3. 有効年月日: 平成36年1月4日
Date of Validity January 4, 2024
4. 申込者名 (Applicant)
住所: FENHU TECHNIC DEVELOPMENT ZONE WUJIANG, JIANGSU PROVINCE, CHINA
Address

氏名又は名称: SUZHOU WALTER ELECTRONIC CO., LTD.
Name

5. 特定電気用品名: 管形ヒューズ
Name of Product Cartridge fuses
6. 型式の区分: 別紙のとおり
Type Classification See attached "Type Classification"
7. 製造工場名 (Manufacturer)
住所: FENHU TECHNIC DEVELOPMENT ZONE WUJIANG, JIANGSU PROVINCE, CHINA
Address

氏名又は名称: SUZHOU WALTER ELECTRONIC CO., LTD.
Name

8. 適用試験規格: 電気用品の技術上の基準を定める省令の解釈
Applied Standard for Testing Description of the technical requirements by the METI Ordinance
別表第十二 J60127-1 (H26) 及び J60127-2 (H26)
Appendix 12 J60127-1 (H26) and J60127-2 (H26)

9. 適合性検査の方法: (Testing Method for Conformity Assessment)

- 1) 試験用の特定電気用品については、電気用品の技術上の基準を定める省令の解釈に定める方法

With respect to testing for Category A products, the testing method is based on the technical requirements of the description of Electrical Appliances and Materials stipulated in the METI Ordinance.

- 2) 当該特定電気用品に係る届出事業者又は事業場における検査設備については、電気用品安全法施行規則別表第四の検査設備の欄に掲げる検査設備ごとにそれぞれ同表の技術上の基準の欄に掲げる方法

With respect to inspection facilities required for Category A products at the factory, Testing Method described in the column of the technical requirements for each inspection facilities in the column of inspection facilities is shown in the Appendix 4 of Enforcement Regulations of the Act.

10. 注意事項

- 1) この適合同等証明書は、提出された試験用の電気用品に関して評価を行った上で交付したものであり、同一の型式の区分にある電気用品について電気用品安全法第8条1項に規定する技術基準適合確認の義務を履行したことを示すものではありません。

This Statement of Conformity Assessment, which is issued on the evaluation of the submitted test-use Electrical Appliances and Materials, does not signify that the Obligation to Comply with Requirements, which is prescribed at Paragraph 1 of Article 8 of the Act, is fulfilled on Electrical Appliances and Materials in the same Type Classification.

- 2) この適合同等証明書は、別紙に記載されている型式の区分の範囲内及び区分の組み合わせについてのみ有効です。

This Statement of Conformity Assessment is valid only for Electrical Appliances and Materials within the Type Classifications and their combination as stated in the attached "Type Classification".

一般財団法人 電気安全環境研究所
Japan Electrical Safety & Environment Technology Laboratories (JET)

理事長 薦田 康久
President Yasuhisa Komoda

東京都渋谷区代々木5-14-12
(5-14-12, Yoyogi, Shibuya-ku, Tokyo, Japan)

証明書番号：JET2179-31003-2007

適合同等証明書別紙

Statement of Conformity Assessment

型式の区分

Type Classification

要素 Factor	区分 Classification
定格電圧 Rated voltage	(2) 125Vを超えるもの Exceeding 125V
定格電流（定格電流表示のあるものの場合に限る。） Rated current (limited to those with rated current markings)	(2) 5Aを超え15A以下のもの Exceeding 5A, and less than or equal to 15A
適用電動機の定格容量（定格電流表示のないものの場合に限る。） Rated capacity of applicable motor (limited to those without rated current markings)	—
可溶体の主材料 Fuse element materials	(6) その他のもの Others
可溶体の数 Number of fuse elements	(1) 1のもの One
再使用（管形ヒューズを除く。） Reusability (excluding cartridge fuses)	—
内部充てん物 Filler materials	(1) あるもの With filler materials
筒（内筒を除く。）の材料 Outer cartridge materials	(3) 磁器のもの又はガラスのもの Ceramic or glass
端子 Terminals	(4) リード線付きのもの Lead terminal
排気孔 Exhausting opening	(2) ないもの Without exhausting opening
溶断の表示 Blowout fuse indicator	(2) ないもの Without blowout fuse indicator
用途 Application	(2) 電子機器用のもの For use in electric appliances
定格遮断電流 Rated breaking capacity	(5) 1,000Aを超え1,500A以下のもの Exceeding 1,000A, and less than or equal to 1,500A

証明書番号：JET 2179-31003-2007

— 3 / 3 —

单击下面可查看定价，库存，交付和生命周期等信息

[>>Walter\(华德\)](#)