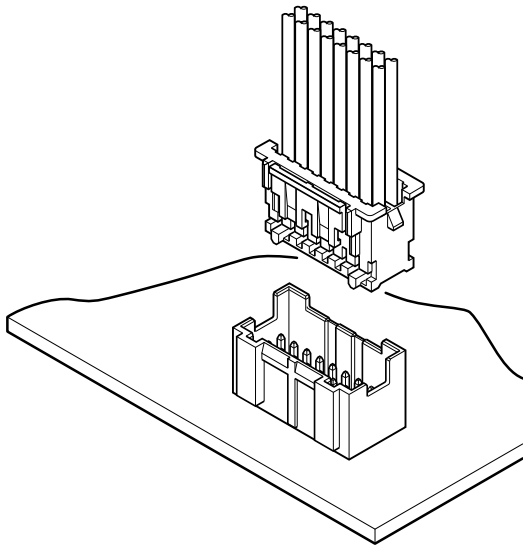


PAD CONNECTOR

2.0 mm pitch/Disconnectable Crimp style connectors



Dual-row construction allows high density mounting.

- Secure locking device
- Reliable contacts
- Insertion guide mechanism
- Polarizing boss

Specifications

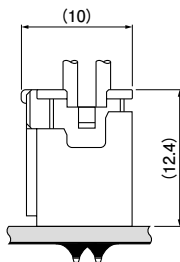
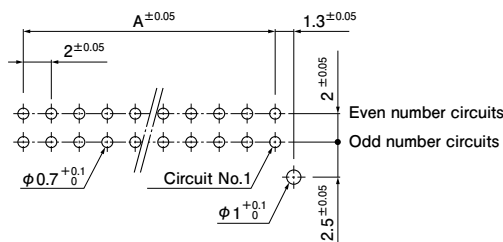
- Current rating: 3 A AC/DC (AWG #22)
 - Voltage rating: 250 V AC/DC
 - Temperature range: -25°C to +85°C
(including temperature rise in applying electrical current)
 - Contact resistance: Initial value/ 10 mΩ max.
After environmental tests/ 20 mΩ max.
 - Insulation resistance: 1,000 MΩ min.
 - Withstanding voltage: 800 VAC/minute
 - Applicable wire: AWG #28 to #22
 - Applicable PC board thickness: 1.6 mm
- * In using the products, refer to "Handling Precautions for Terminals and Connectors" described on our website (Technical documents of Product information page).
- * RoHS2 compliance
- * Dimensional unit: mm
- * Contact JST for details.

Standards

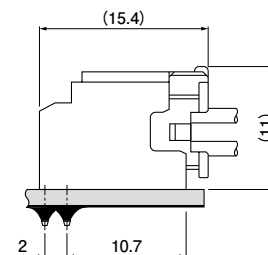
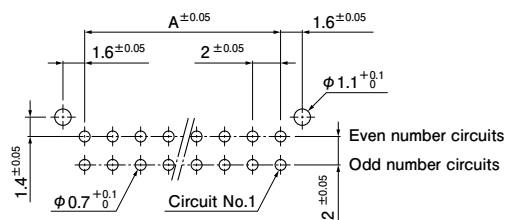
- Ⓜ Recognized E60389
- ⚠ R50053749

PC board layout and Assembly layout

Top entry type



Side entry type



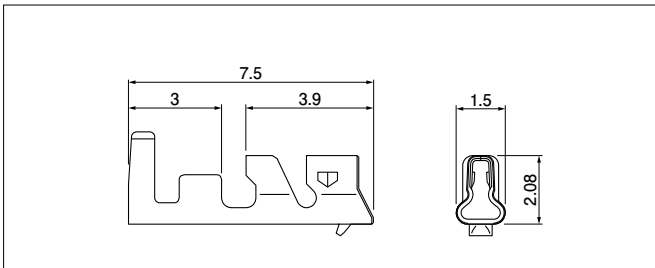
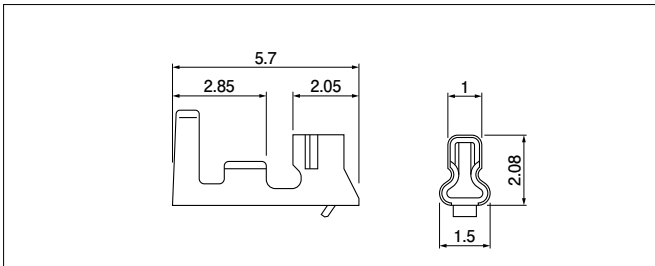
Note: 1. The above figure is the figure viewed from the connector mounting side.

2. Tolerances are non-cumulative: ± 0.05 mm for all centers.

3. Hole dimensions differ according to the type of PC board and piercing method. If PC boards made of hard material are used, the hole dimensions should be larger. The dimensions above should serve as a guideline. Contact JST for details.

PAD CONNECTOR

Contact



| Contact | Crimping machine | Applicator | | |
|----------------|------------------|------------------|----------------|----------------------------|
| | | Crimp applicator | Dies | Crimp applicator with dies |
| SPH-001T-P0.5L | AP-K2N | MKS-L | MK/SPH-001-05L | APLMK SPH001-05L |
| SPH-002T-P0.5L | | | MK/SPH-002-05L | APLMK SPH002-05L |

Note: Contact JST for fully automatic crimping applicator.

| Model No. | Applicable wire | | Insulation O.D. (mm) | Q'ty/reel |
|----------------|-----------------|-------|----------------------|-----------|
| | mm ² | AWG # | | |
| SPH-001T-P0.5L | 0.13~0.33 | 26~22 | 1.0~1.5 | 8,000 |
| SPH-002T-P0.5L | 0.08~0.22 | 28~24 | 0.8~1.5 | |

Material and Finish

Phosphor bronze, tin-plated (reflow treatment)

RoHS2 compliance

| Model No. | Applicable wire | | Insulation O.D. (mm) | Q'ty/reel |
|----------------|-----------------|-------|----------------------|-----------|
| | mm ² | AWG # | | |
| SPND-001T-C0.5 | 0.13~0.33 | 26~22 | 1.0~1.5 | 8,000 |
| SPND-002T-C0.5 | 0.08~0.22 | 28~24 | 0.8~1.5 | |

Material and Finish

Copper alloy, tin-plated (reflow treatment)

RoHS2 compliance

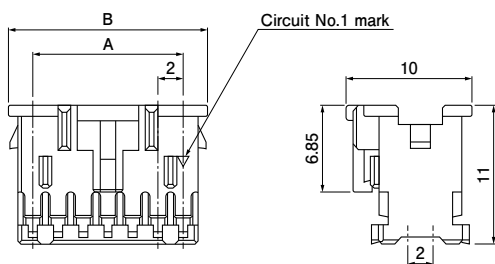
Note: SPND-() T-C0.5 is low insertion/withdrawal force type contact, in order to improve the work of insertion/withdrawal.

| Contact | Crimping machine | Applicator | | |
|----------------|------------------|------------------|-------------------|----------------------------|
| | | Crimp applicator | Dies | Crimp applicator with dies |
| SPND-001T-C0.5 | AP-K2N | MKS-L | MK/SPND-001-05 | APLMK SPND001-05 |
| SPND-002T-C0.5 | | | MK/SPAD/ND-002-05 | APLMK SPAD/ND002-05 |

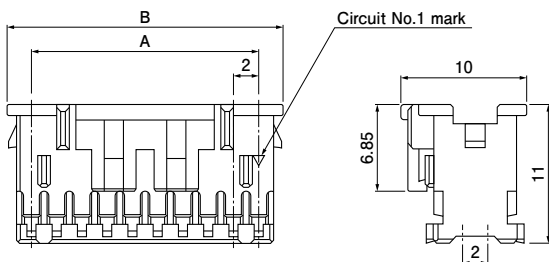
Note: Contact JST for fully automatic crimping applicator.

Housing

<14 circuits or less>



<16 circuits or more>



| No. of circuits | Model No. | Dimensions (mm) | | Q'ty/bag |
|-----------------|--------------|-----------------|------|----------|
| | | A | B | |
| 10 | PADP-10V-1-S | 8.0 | 12.0 | 1,000 |
| 12 | PADP-12V-1-S | 10.0 | 14.0 | 1,000 |
| 14 | PADP-14V-1-S | 12.0 | 16.0 | 1,000 |
| 16 | PADP-16V-1-S | 14.0 | 18.0 | 1,000 |
| 20 | PADP-20V-1-S | 18.0 | 22.0 | 1,000 |
| 22 | PADP-22V-1-S | 20.0 | 24.0 | 1,000 |
| 24 | PADP-24V-1-S | 22.0 | 26.0 | 1,000 |
| *40 | PADP-40V-1-S | 38.0 | 42.0 | 500 |

Material and Finish

PA 66, UL94V-0, natural (white)

RoHS2 compliance

Note: *Marked product is not TÜV approved.

<For reference> As the color identification, the following alphabet shall be put in the underlined part. For availability, delivery and minimum order quantity, contact JST.

ex. **PADP-16V-1-S**

S...natural (white)

K...black R...red Y...yellow E...blue M...green P...purple

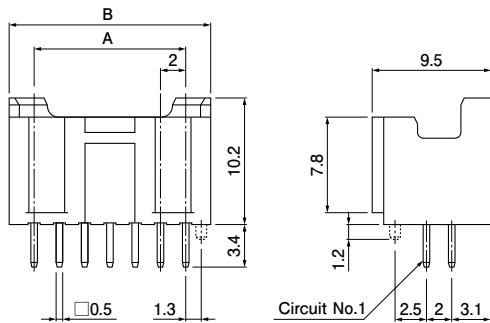
L...lemon yellow

PAD CONNECTOR

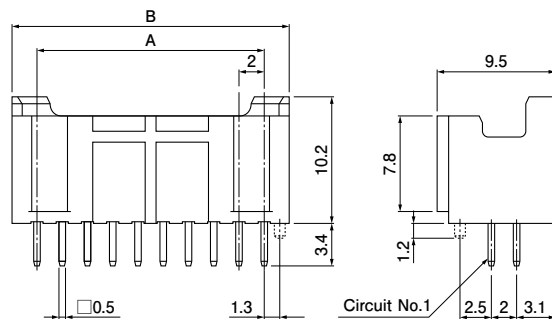
Shrouded header

Top entry type

<14 circuits or less>

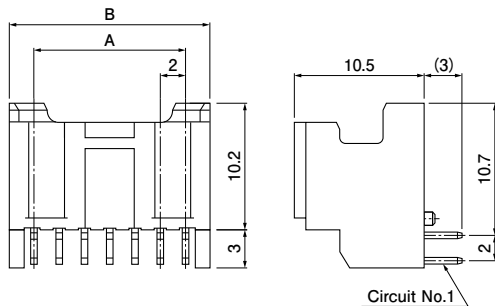


<16 circuits or more>

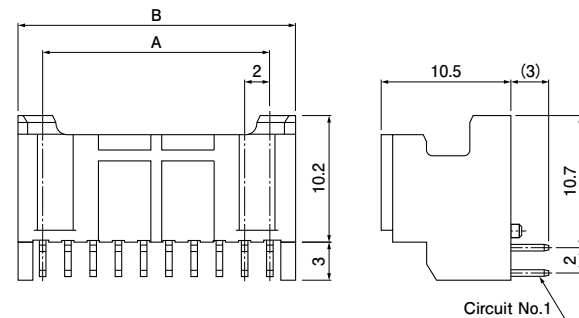


Side entry type

<14 circuits or less>



<16 circuits or more>



| No. of circuits | Model No. | | | Dimensions (mm) | | Q'ty/box | |
|-----------------|----------------|----------------|-----------------|-----------------|------|----------------|-----------------|
| | Top entry type | | Side entry type | A | B | Top entry type | Side entry type |
| | With a boss | Without a boss | | | | | |
| 10 | B10B-PADSS-1F | B10B-PADSS-F | S10B-PADSS-1 | 8.0 | 12.0 | 400 | 504 |
| 12 | B12B-PADSS-1F | B12B-PADSS-F | S12B-PADSS-1 | 10.0 | 14.0 | 300 | 420 |
| 14 | B14B-PADSS-1F | B14B-PADSS-F | S14B-PADSS-1 | 12.0 | 16.0 | 300 | 364 |
| 16 | B16B-PADSS-1F | B16B-PADSS-F | S16B-PADSS-1 | 14.0 | 18.0 | 200 | 336 |
| 20 | B20B-PADSS-1F | B20B-PADSS-F | S20B-PADSS-1 | 18.0 | 22.0 | 150 | 280 |
| 22 | B22B-PADSS-1F | B22B-PADSS-F | — | 20.0 | 24.0 | 150 | — |
| 24 | B24B-PADSS-1F | B24B-PADSS-F | S24B-PADSS-1 | 22.0 | 26.0 | 150 | 224 |
| *40 | B40B-PADSS-1F | — | — | 38.0 | 42.0 | 100 | — |

Material and Finish

Post: Copper alloy, copper-undercoated, tin-plated (reflow treatment)

Wafer: Glass-filled PBT, UL94V-0, (natural) [side entry type]

Glass-filled PA 66, UL94V-0, (natural) [top entry type]

RoHS2 compliance This product displays (LF)(SN) on a label.

Note: *Marked product is not TÜV approved.

<For reference> As the color identification, the following alphabet shall be put in the underlined part. For availability, delivery and minimum order quantity, contact JST.

ex. **B16B-PADSS(-1F)**

S...natural (white)

K...black R...red Y...yellow E...blue M...green P...purple

L...lemon yellow

单击下面可查看定价，库存，交付和生命周期等信息

[>>JST\(日本压着端子製造株式会社\)](#)