
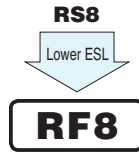


RF8 Low ESR / ESL, Low Profile (φ5)



FPCAP

- Low ESR/ESL, High ripple current.
- Low Profile (Height 8mm).
- Load life of 2000 hours at 105°C.
- Radial lead type : Lead free flow soldering condition correspondence.
- Compliant to the RoHS directive (2011/65/EU, (EU)2015/863).

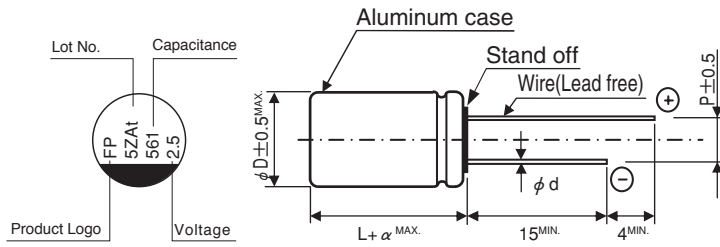


Specifications

Item	Performance Characteristics	
Category Temperature Range	-55 to +105°C	
Rated Voltage Range	2.5 to 6.3V	
Rated Capacitance Range	100 to 560μF	
Capacitance Tolerance	±20% at 120Hz, 20°C	
Tangent of loss angle (tan δ)	Less than or equal to the specified value at 120Hz, 20°C	
ESR (※1)	Less than or equal to the specified value at 100kHz, 20°C	
Leakage Current (※2)	Less than or equal to the specified value. After 2 minutes' application of rated voltage at 20°C	
Endurance	Test condition	105°C, rated voltage 2000Hrs.
	Capacitance change	Within ±20% of initial value before test
	tan δ	150% or less than the initial specified value
	ESR(※1)	150% or less than the initial specified value
	Leakage current (※2)	Less than or equal to the initial specified value

※1 ESR should be measured at both of the terminal ends closest where the terminals protrude through the plastic platform.
 ※2 Conditioning : If any doubt arises, measure the leakage current after the voltage treatment of applying DC rated voltage continuously to the capacitor for 120 minutes at 105°C.

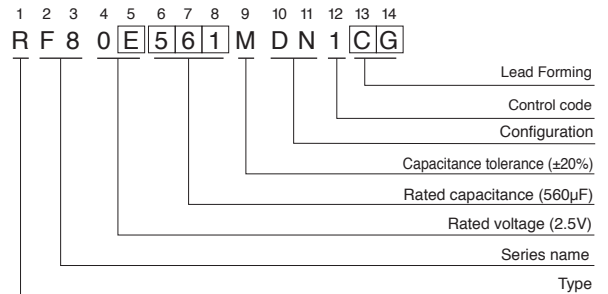
Dimensions



φD×L	φd	P	α
5×8	0.6	2.0	1.0

(mm)

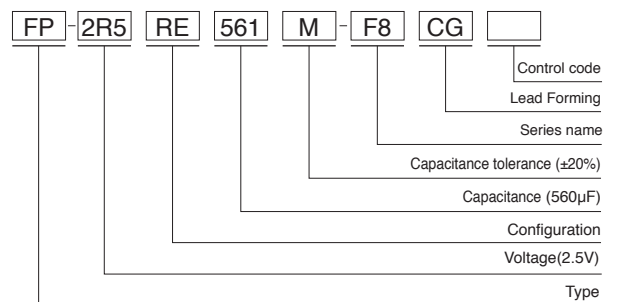
Type numbering system (Example : 2.5V 560μF) Nichicon part number



Frequency coefficient of rated ripple current

Frequency	120 Hz	1 kHz	10 kHz	100 kHz	300 kHz
Coefficient	0.10	0.45	0.50	1.00	1.00

FPCAP part number

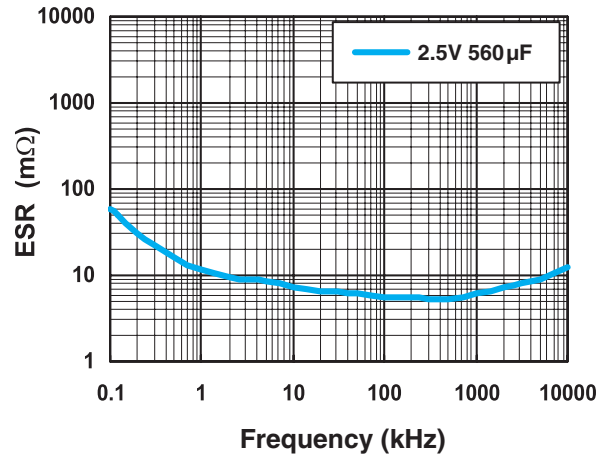
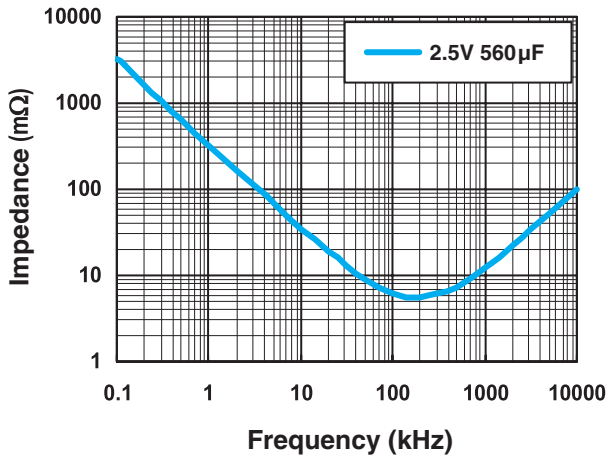


RF8

■ Dimensions

Rated Voltage (V) (code)	Surge Voltage (V)	Rated Capacitance (μF)	Case Size φD×L (mm)	tan δ	Leakage Current (μA, 2min.)	ESR (mΩ) (20°C/100kHz)	ESL (Typ.) (nH, 40MHz)	Rated Ripple Current (mA rms) (105°C/100kHz)	NICHICON	FPCAP
2.5 (0E)	2.8	100	5×8	0.10	500	7	1.5	4200	RF80E101MDN1□□	FP-2R5RE101M-F8□□
		330	5×8	0.10	500	7	1.5	4200	RF80E331MDN1□□	FP-2R5RE331M-F8□□
		470	5×8	0.10	500	7	1.5	4200	RF80E471MDN1□□	FP-2R5RE471M-F8□□
		560	5×8	0.10	500	7	1.5	4200	RF80E561MDN1□□	FP-2R5RE561M-F8□□
4.0 (0G)	4.6	330	5×8	0.10	500	8	1.5	4000	RF80G331MDN1□□	FP-4R0RE331M-F8□□
6.3 (0J)	7.2	270	5×8	0.10	500	11	1.5	3700	RF80J271MDN1□□	FP-6R3RE271M-F8□□
		330	5×8	0.10	500	11	1.5	3700	RF80J331MDN1□□	FP-6R3RE331M-F8□□

■ Frequency Characteristics (The frequency characteristics are typical and not a guaranteed value.)



- Taping specifications are given in page 26, 27.
- Please refer to page 3 for the minimum order quantity.

单击下面可查看定价，库存，交付和生命周期等信息

[>>Nichicon\(尼吉康\)](#)