

# DIP Noise Filters

## D-03C, 03C1, 05N1, 07C1, 08C2, 08C2A

[RoHS Compliant]

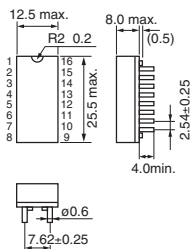


Model	Circuit diagram	Number of terminals/Circuits	Rated voltage DC (V)	Rated current DC (mA/Line)	DC resistance (mΩ/Line) max.	Operating temperature range (°C)
D-03C		4 cores	50	150	75	-20 to +70
D-03C1		4 cores	50	100	150	-20 to +70
D-05N1		8 cores	50	100	10	-20 to +70
D-07C1		1 core	50	300	100	-20 to +70
D-08C2		1 core	50	2300	25	-20 to +70
D-08C2A		1 core	50	500	70	-25 to +65

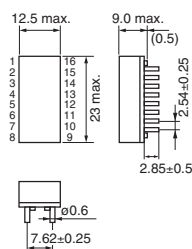
• Withstanding voltage: 200VDC (one minute, between lines) • Insulation resistance: more than 10MΩ (100VDC, between lines)

### Shape and Dimensions

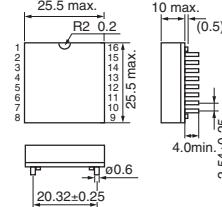
●D-03C, 03C1



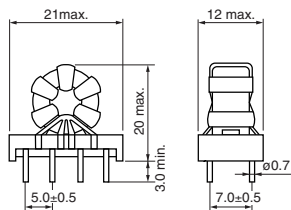
●D-05N1



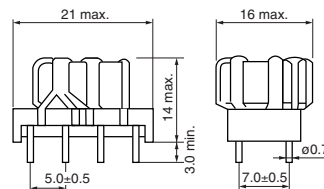
●D-07C1



●D-08C2



●D-08C2A

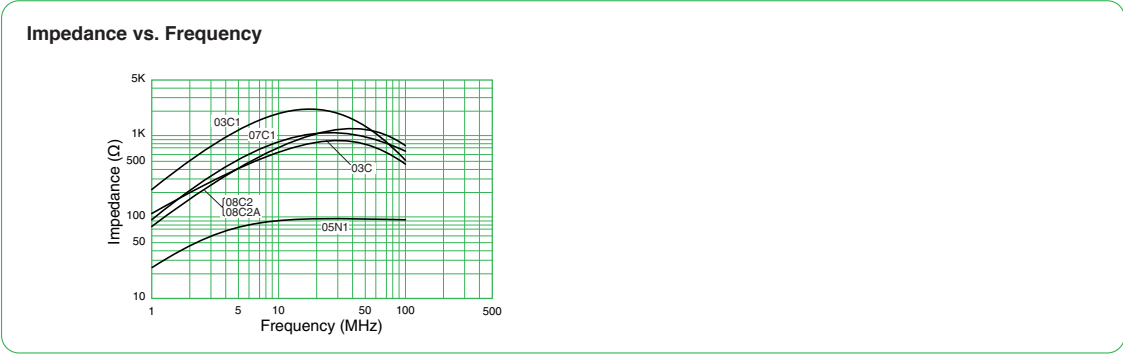


[mm]

DC Line Filters VOL.08



- All specifications in this catalog and production status of products are subject to change without notice. Prior to the purchase, please contact NEC TOKIN for updated product data.
- Please request for a specification sheet for detailed product data prior to the purchase.
- Before using the product in this catalog, please read "Precautions" and other safety precautions listed in the printed version catalog.



- All specifications in this catalog and production status of products are subject to change without notice. Prior to the purchase, please contact NEC TOKIN for updated product data.
- Please request for a specification sheet for detailed product data prior to the purchase.
- Before using the product in this catalog, please read "Precautions" and other safety precautions listed in the printed version catalog.

单击下面可查看定价，库存，交付和生命周期等信息

[>>KEMET\(基美\)](#)