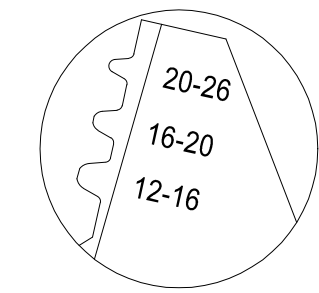
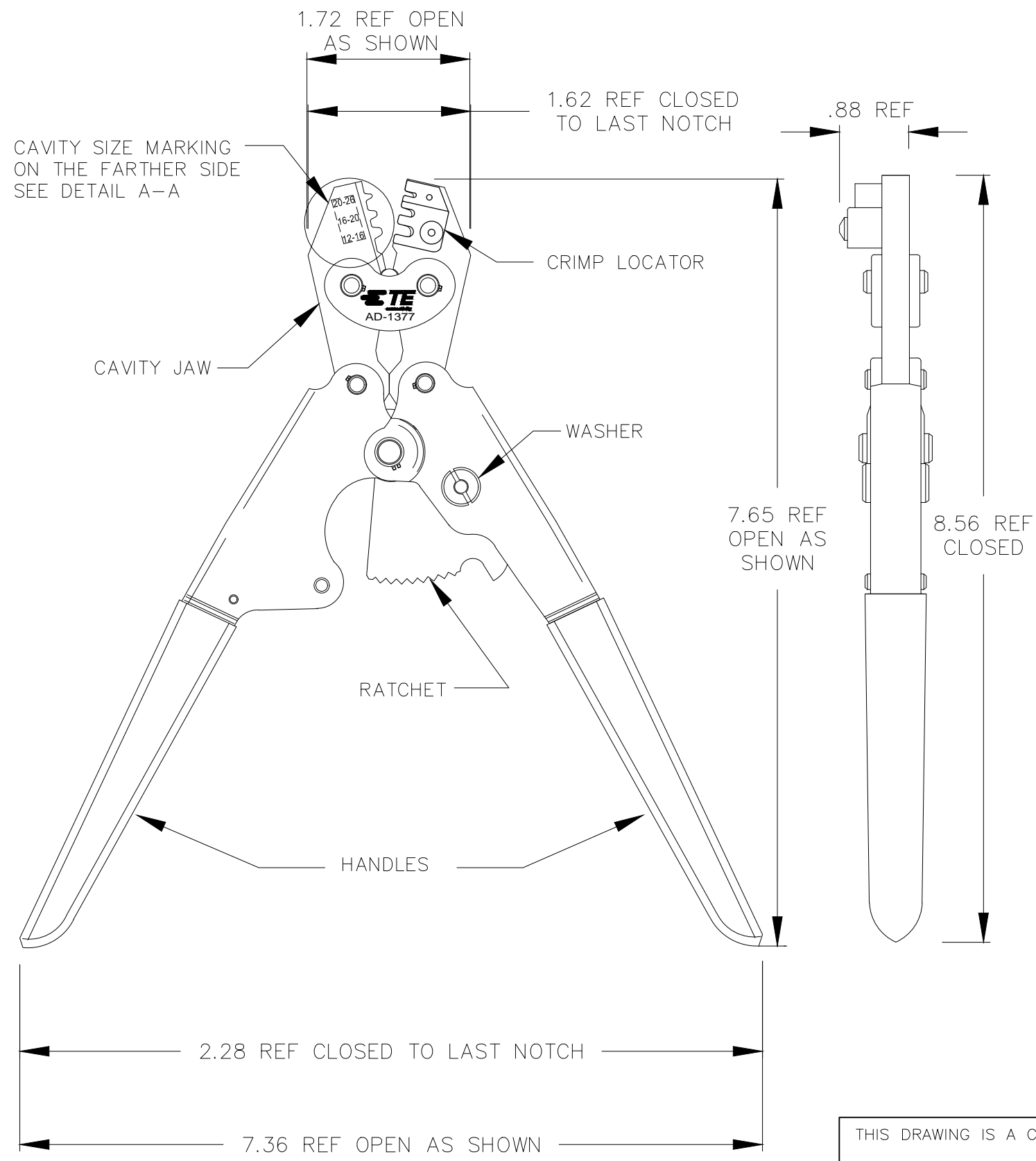


© TE Connectivity. All Rights Reserved.

REVISIONS					
P	LTR	DESCRIPTION	DATE	DWN	APVD
	J	REVISED AS PER ECO-20008689	24JUN2020	JZ	NP



DETAIL A-A  
CAVITY SIZE MARKING


NOTES:

- UNLESS OTHERWISE SPECIFIED, DIMENSIONS ARE IN INCHES.
- THE AD-1377 CRIMP TOOL IS DESIGNED TO MAKE WIRE SPLICES UTILIZING TYCO ELECTRONICS CRIMP SPLICES OF THE FOLLOWING SIZES:
 

TOOL CAVITY	12 - 16		16 - 20		20 - 26	
	I.D.	O.D.	I.D.	O.D.	I.D.	O.D.
CRIMP SPLICER SIZE	.102	.153	.069	.106	.050	.080
	.097	.147	.064	.101	.045	.075
- WHEN MADE WITH A CALIBRATED AD-1377 CRIMP TOOL, THESE WIRE SPLICES WILL MEET THE VOLTAGE DROP AND TENSILE STRENGTH REQUIREMENTS OF THE APPLICABLE TYCO ELECTRONICS CUSTOMER DRAWING FOR CRIMP SPLICING SYSTEMS.
- A CALIBRATED AD-1377 CRIMP TOOL HAS THE FOLLOWING CHARACTERISTICS:
  - AD-1377 CRIMP TOOL IS SUPPLIED WITH A FACTORY-SET RATCHET ADJUSTMENT: A COMPRESSIVE FORCE OF 40-50 LBS APPLIED 1.25 ± .12 INCHES FROM THE END OF THE HANDLES SHALL BE REQUIRED TO COMPLETELY CLOSE THE JAWS BEFORE THE RATCHET MECHANISM RELEASES THE HANDLES. THE FACTORY SETTINGS OF THE RATCHET ARE NOT DESIGNED TO BE ADJUSTED.
  - TO CALIBRATE THE TOOL, USE A "GO/NO GO" GAUGE. WITH THE JAWS OF THE TOOL FULLY CLOSED (TIPS TOUCHING AND RATCHET IN LAST NOTCH), THE "GO" GAUGE SHALL FIT IN THE SPACE BETWEEN THE INDENTER AND ITS CORRESPONDING CAVITY. THE "NO GO" GAUGE SIDE SHALL NOT FIT IN THIS SPACE. GAUGE SIZES ARE AS FOLLOWS:
 

TOOL CAVITY	"GO"	"NO GO"
12 - 16	.062 DIA.	.072 DIA.
16 - 20	.042 DIA.	.052 DIA.
20 - 26	.025 DIA.	.035 DIA.
- ON RECEIPT OF A NEW TOOL, THE CUSTOMER SHOULD CALIBRATE AS PER INSTRUCTION B.
- THE AD-1377 IS NOT SUPPLIED WITH A CALIBRATION CERTIFICATE. THE PRODUCT WILL BE SUPPLIED IN CONFORMANCE WITH OUR DRAWING.

THE TE CONNECTIVITY AD-1386 CRIMP TOOL GAUGE IS RECOMMENDED FOR THIS PURPOSE.

THIS DRAWING IS A CONTROLLED DOCUMENT.		DWN J.ZULU 24JUN2020	 TE Connectivity		
DIMENSIONS: INCHES		CHK T.CORREIA 24JUN2020			
TOLERANCES UNLESS OTHERWISE SPECIFIED:		APVD N.PRZYBYLSKA 24JUN2020	PRODUCT SPEC		
0 PLC ± - 1 PLC ± 0.1 2 PLC ± 0.01 3 PLC ± 0.005 4 PLC ± - ANGLES ± 1°		APPLICATION SPEC		RESTRICTED TO	
MATERIAL		WEIGHT	SIZE A3	CAGE CODE 00779	DRAWING NO C-AD-1377-5
		CUSTOMER DRAWING		SCALE DNS	SHEET 1 OF 1
				REV J	

单击下面可查看定价，库存，交付和生命周期等信息

[>>TE Connectivity\(泰科\)](#)