


1.6×1.2mm for Mobile Communications



RoHS対応品

Features

- Crystal Unit with Thermistor
- Reference frequency for telecommunication systems
- Reflow compatible
- Using ceramic package resulting in high reliability

Applications

- Mobile Communications, GPS

How to Order

CT1612DB 38400 □□ □□ □□ □□
 ① ② ③ ④ ⑤ ⑥ ⑦

- ① Series
 - ② Frequency
 - ③ Load Capacitance
 - ④ Frequency Tolerance
 - ⑤ Operating Temp. Range
 - ⑥ Frequency Temp. Stability
 - ⑦ Individual Specification
- | | | | | | |
|-----------|------|------|----------|----------------------|------|
| B0 | 6 pF | — | F | ±10×10 ⁻⁶ | Std. |
| C0 | 7 pF | — | G | ±15×10 ⁻⁶ | — |
| D0 | 8 pF | Std. | | | |
- | | | |
|-----------|---------------|--|
| LH | -30 to +105°C | ±12×10 ⁻⁶ (at -30 to +85°C) |
|-----------|---------------|--|

Packaging (Tape & Reel 12000 pcs./ reel)

Specifications

Item	Symbol	Specification	Units	Remarks
Frequency Range	f _{nom}	38400 to 76800	kHz	
Overtone Order	OT	Fundamental	—	
Load Capacitance	CL	8	pF	Please contact us for other Load Capacitance.
Frequency Tolerance	f _{tol}	±10	×10 ⁻⁶	25°C±3°C
Motional Series Resistance	R1	Table 1	ohm	
Drive Level	DL	10	μW	100μW max.
Operating Temp. Range	T _{use}	-30 to +85	°C	
Storage Temp. Range	T _{stg}	-40 to +105	°C	
Frequency Temp. Characteristics	f _{tem}	±12	×10 ⁻⁶	
Thermistor Resistance	—	Table 2	ohm	25°C±3°C
Thermistor B-Constant	—	Table 3	K	25°C to 50°C

Please contact us for other specifications.

Table1 Motional Series Resistance

Frequency Range	Motional Series Resistance
38400 to 76800kHz	80Ω max.

Table2 Thermistor Resistance

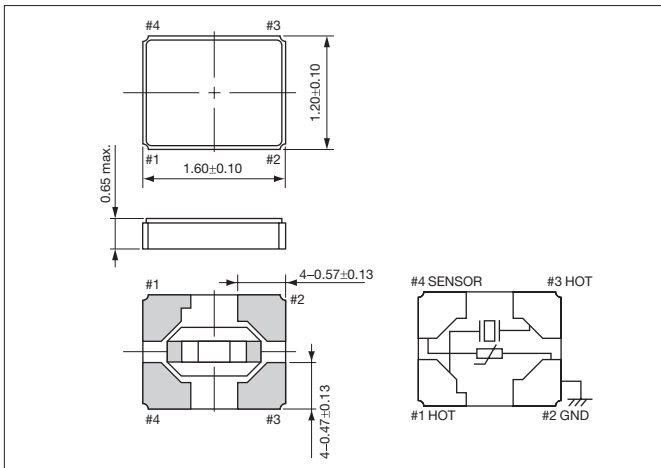
Resistance	Specification
22kΩ	±1%
100kΩ	±1%

Table3 Thermistor B-Constant

B-Constant	Specification
3380K	±1%
4250K	±1%

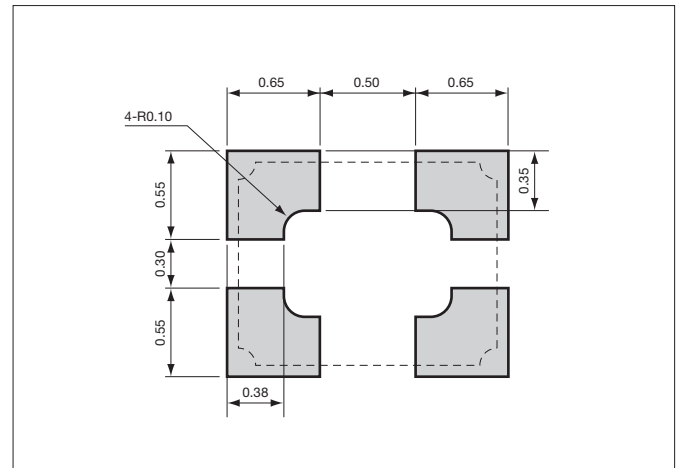
Dimensions

(Unit: mm)



Recommended Land Pattern

(Unit: mm)



单击下面可查看定价，库存，交付和生命周期等信息

[>>Kyocera\(京瓷\)](#)