

LTVS20H18T5G

1-Line Uni-directional TVS Diode

The TVS20H18 is an uni-directional TVS diode, utilizing leading monolithic silicon technology to provide fast response time and low ESD clamping voltage, making this device an ideal solution for protecting voltage sensitive data and power line. The TVS20H20 complies with the IEC 61000-4-2 (ESD) standard with $\pm 30\text{kV}$ air and $\pm 30\text{kV}$ contact discharge. The high ESD surge protection make TVS20H20 an ideal choice to protect cell phone, digital cameras, audio players and many other portable applications.


Features

- Protects one data or power line
- Low clamping voltage
- Complies with following standards:
 - IEC 61000-4-2 (ESD) immunity test
 - Air discharge: $\pm 30\text{kV}$
 - Contact discharge: $\pm 30\text{kV}$
- RoHS Compliant

Applications

- Mobile Phones
- Battery Protection
- Power Line Protection
- Vbat pin for Mobile Devices
- Hand Held Portable Applications

LTVS20H18T5G



DFN2020-3



Device	Marking	Shipping
LTVS20H18T5G	C5	4000/Tape&Reel

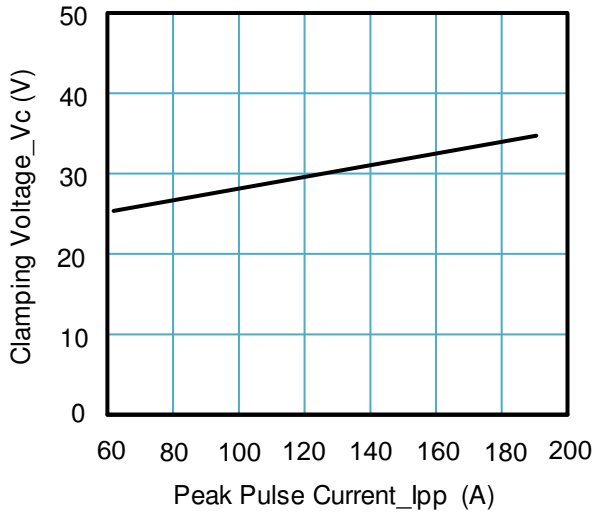
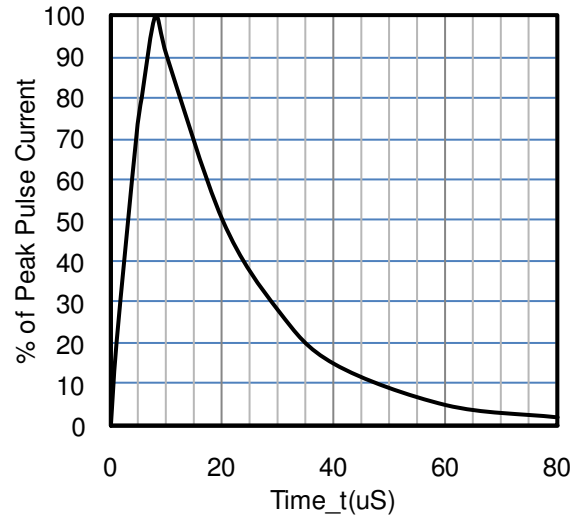
LTVS20H18T5G

Absolute Maximum Ratings ($T_A=25^{\circ}\text{C}$ unless otherwise specified)

Parameter	Symbol	Value	Unit
Peak Pulse Power (8/20 μs)	Ppk	5500	W
Peak Pulse Current (8/20 μs)	Ipp	165	A
ESD per IEC 61000-4-2 (Air)	VESD	± 30	kV
ESD per IEC 61000-4-2 (Contact)		± 30	
Operating Temperature Range	TJ	-55 to +125	$^{\circ}\text{C}$
Storage Temperature Range	Tstg	-55 to +150	$^{\circ}\text{C}$

Electrical Characteristics ($T_A=25^{\circ}\text{C}$ unless otherwise specified)

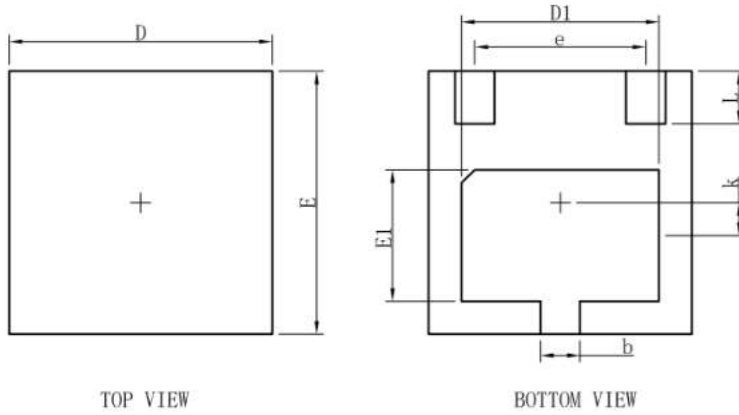
Parameter	Symbol	Min	Typ	Max	Unit	Test Condition
Reverse Working Voltage	VRWM			18	V	
Breakdown Voltage	VBR	19	21	22	V	$I_R=1\text{mA}$ (pin3 to1/2)
Reverse Leakage Current	I_R			0.2	μA	$V_{RM}=20\text{V}$ (pin3 to1/2)
Forward Voltage	V_F			1.2	V	$I_F=10\text{mA}$ (pin1/2 to3)
Clamping Voltage	VC			34.8	V	$I_{PP}=165\text{A}$ (8 x 20us pulse)
Junction Capacitance	CJ		1000		PF	(Level=50mV, f=1MHz, $V_R=0\text{V}$) (pin1 to3)

LTVS20H18T5G**Typical Performance Characteristics ($T_A=25^\circ\text{C}$ unless otherwise Specified)****Fig 1 .Clamping Voltage vs. Peak Pulse Current****Fig 2. 8 X 20uS Pulse Waveform**

LTVS20H18T5G

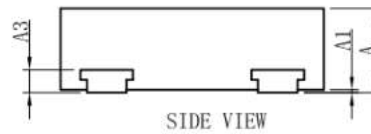
OUTLINE AND DIMENSIONS

DFN2020-3



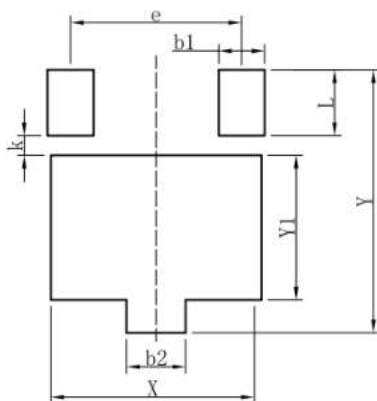
DFN2020-3			
Dim	Min.	Typ.	Max.
A	0.60	0.65	0.70
A1	0.00	0.02	0.05
A3	0.152REF.		
D	1.95	2.00	2.05
E	1.95	2.00	2.05
D1	1.45	1.50	1.55
E1	0.95	1.00	1.05
b	0.25	0.30	0.35
e	1.30TYP.		
k	0.20	0.25	0.30
L	0.35	0.40	0.45

All Dimensions in mm



SOLDERING FOOTPRINT

DFN2020-3



DFN2020-3	
Dim	(mm)
X	1.60
Y	2.00
b1	0.35
b2	0.45
L	0.50
Y1	1.10
k	0.15
e	1.30

单击下面可查看定价，库存，交付和生命周期等信息

[>>LRC\(乐山无线电\)](#)