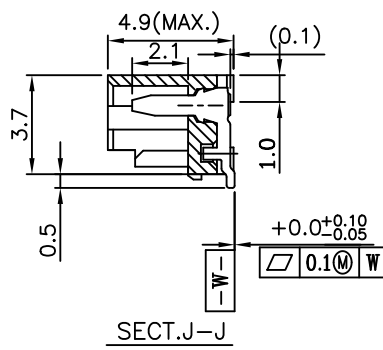
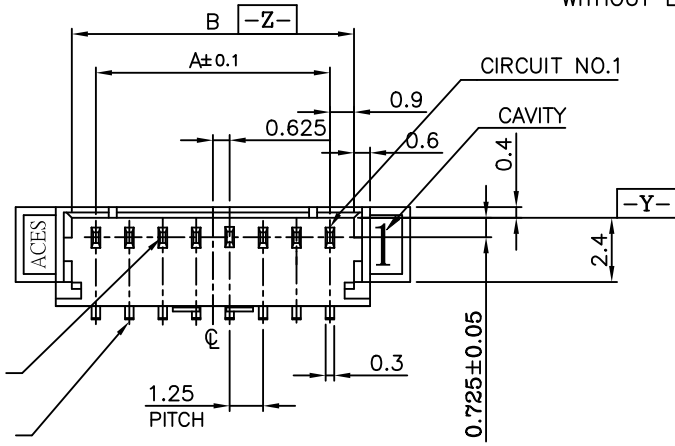


RECOMMENDED P.C.BOARD PATTERN DIM.(REF)



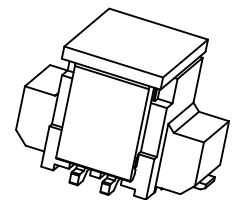
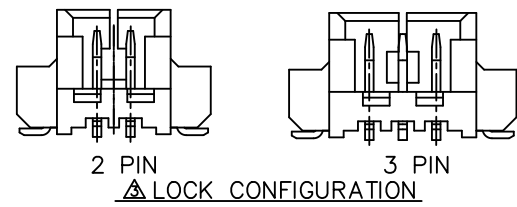
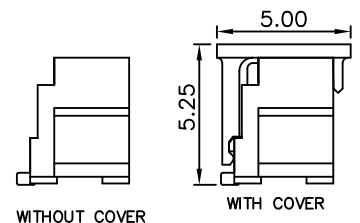
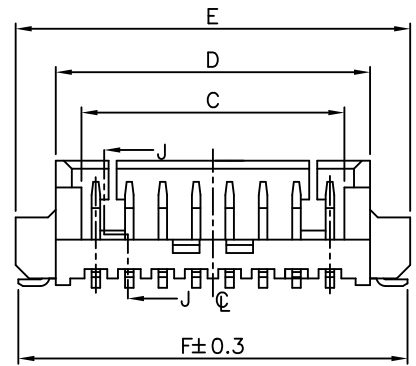
- NOTES:
- MATERIAL:
    - HOUSING: HALOGEN FREE PLASTIC, HIGH TEMP.,UL94V-0.
    - CONTACT: COPPER ALLOY
    - FITTING NAIL:COPPER ALLOY
  - FINISH:
    - CONTACT:
      - UNDERPLATING: 50u"MIN NICKEL OVERALL. FINISH:SEE ORDER INFORMATION.
      - G:UNDERPLATING: 70u"MIN NICKEL OVERALL. FINISH:SEE ORDER INFORMATION.
      - SOLDER:
        - UNDERPLATING: 50u" MIN NICKEL OVERALL. FINISH:SEE ORDER INFORMATION.
        - G:UNDERPLATING: 70u"MIN NICKEL OVERALL. FINISH:SEE ORDER INFORMATION.
    - FITTING NAIL:
      - UNDERPLATING: 50u" MIN NICKEL OVERALL. FINISH:SEE ORDER INFORMATION.
  - REFLOW SOLDER CAPABLE TO 260°C PER ACES SPEC.
  - SPEC. PLS. REFER TO PS-50273-xxxx-xxx
  - PACKAGE PLS. SEE P/N LEGEND
  - APPLY EVEN CIRCUIT PRODUCTS.
  - LOCKING WINDOW:ONE PLACE FOR 2&3 CKTS. TWO PLACES FOR MORE THAN 4 CKTS.

P/N LEGEND  
50273-XXX X X-XXX

PACKING  
0:TAPE & REEL  
1:TUBE PACKAGE  
7:TAPE & REEL WITH COVER

PLATING  
L:PURE TIN  
1:GOLD FLASH  
N:MATT TIN(LEAD FREE)  
C: 15u" GOLD ON CONTACT AND GOLD FLASH ON SOLDER  
4: 3u" GOLD ON CONTACT AND GOLD FLASH ON SOLDER  
D: 30u" GOLD ON CONTACT AND GOLD FLASH ON SOLDER  
G: 15u" GOLD ON CONTACT AND GOLD FLASH ON SOLDER  
70u"MIN NICKEL UNDERPLATING OVERALL.

XXX	Material&Color	PACKING
001	HF&Black	85205-xxxx-C-TRP ( With Cover)
002	HF&NATURAL	85205-xxxx-TRP ( Without Cover)
003	HF&Black	85205-XXXXC-W-TRP
S01	HF&Black	85205-xxxx-U-TRP
S02	HF&NATURAL	50273-XXXXC-TRP
004	HF&Black	50273-XXXXC-TRP
P01	HF&Black	85205-XXXXC-TRP ( With Cover)
005	HF&Black	85205-xxxx-C-TRP ( Without Cover)
006	HF&NATURAL	85205-xxxx-C-TRP ( With Cover)
		85205-xxxx-TRP ( Without Cover)
P02	HF&Black	85205-xxxx-TRP
007	HF&NATURAL	85205-xxxx-TRP ( Without Cover)
008	HF&NATURAL	50273-xxxx-05-TRP ( With Cover)
		50273-xxxx-07-TRP ( Without Cover)



CKT	Dim A	Dim B	Dim C	Dim D	Dim E	Dim F
2	1.25	3.05	2.35	4.25	7.25	7.15
3	2.50	4.30	3.60	5.50	8.50	8.40
4	3.75	5.55	4.85	6.75	9.75	9.65
5	5.00	6.80	6.10	8.00	11.00	10.90
6	6.25	8.05	7.35	9.25	12.25	12.15
7	7.50	9.30	8.60	10.50	13.50	13.40
8	8.75	10.55	9.85	11.75	14.75	14.65
9	10.00	11.80	11.10	13.00	16.00	15.90
10	11.25	13.05	12.35	14.25	17.25	17.15
11	12.50	14.30	13.60	15.50	18.50	18.40
12	13.75	15.55	14.85	16.75	19.75	19.65
13	15.00	16.80	16.10	18.00	21.00	20.90
14	16.25	18.05	17.35	19.25	22.25	22.15
15	17.50	19.30	18.60	20.50	23.50	23.40

QUALITY SYMBOLS	DRAWN BY	DATE
MAJOR (M)	Xu,Zhonglin	21/06/03
CRITICAL (C)		
GENERAL TOLERANCES ( UNLESS SPECIFIED )	CHECKED BY	DATE
X. ±0.5	Lu,Jing Qian	21/06/03
.X ±0.25	APPROVED BY	DATE
.XX ±0.15	Hsieh,Fu Yu	21/06/03
.XXX ±0.1		
ANGLES ±2°		

ACES ELECTRONICS		TITLE	
		1.25mm S/T WIRE TO BOARD SMT TYPE	
UNITS	mm	SIZE	A4
SCALE	5:1	RFQ NO.	N/A
SHEET NO.	1 OF 1	REV	T
		DWG NO.	50273-XXXXX-XXX

单击下面可查看定价，库存，交付和生命周期等信息

[>>ACES\(宏致\)](#)