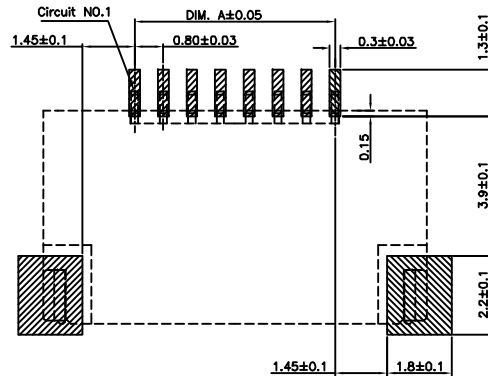
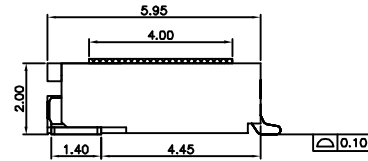
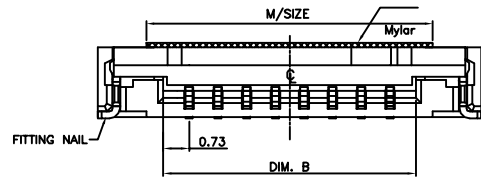


APPLICABLE FPC/FFC LAYOUT  
GENERAL TOLERANCE ±0.05  
(THICKNESS:0.3±0.03)



RECOMMENDED PCB LAYOUT  
GENERAL TOLERANCE ±0.05

NOTES:

- 1.1 HOUSING: THERMOPLASTIC, HIGH TEMP.,UL94V-0; COLOR:NATURAL.
- 1.2 CONTACT: COPPER ALLOY
- 1.3 FITTING NAIL: COPPER ALLOY
- 1.4 ACTUATOR: THERMOPLASTIC, HIGH TEMP.,UL94V-0; COLOR:BLACK.
2. FINISH:
  - 2.1 CONTACT:
    - 50u" MIN. NICKEL UNDERPLATING OVERALL.
    - 1:GOLD FLASH PLATING
    - N:100u"~200u" MATT TIN
  - 2.2 SOLDER AREA:
    - 50u" MIN. NICKEL UNDERPLATING OVERALL.
    - 1:GOLD FLASH PLATING.
    - N:100u"~200u" MATT TIN
  - 2.3 FITTING NAIL:
    - 50u" MIN. NICKEL UNDERPLATING OVERALL.
    - 100u" MATT TIN PLATING ON SOLDER TAILS.
3. REFLOW SOLDER CAPABLE TO 260°C PER ACES SPEC.
4. SPEC. PLS. REFER TO PS-51510-XXXX-XXX
5. PACKAGE PLS. REFER TO 51510-XXXX-TRP
6. PART NUMBER

51510-XXX X X-XXX

NO OF CKT	XXX	HOUSING COLOR	ACTUATOR COLOR	Terminal
0:TAPE & REEL	001	NATURAL	BLACK	CONTACT POINT DIM D=R=0.05
1:TUBE	003	NATURAL	BLACK	CONTACT POINT DIM D=R=0.10
4:TAPE & REEL WITH MYLAR				
5:TUBE WITH MYLAR				

PLATING  
1: GOLD FLASH (LEAD FREE)  
N: MATT TIN(LEAD FREE)

CKT	DIM A	DIM B	DIM C	M/Size	Mylar
4	2.40	3.86	7.50		
5	3.20	4.66	8.30		
6	4.00	5.46	9.10		
7	4.80	6.26	9.90		
8	5.60	7.06	10.70		
9	6.40	7.86	11.50		
10	7.20	8.66	12.30		
11	8.00	9.46	13.10		
12	8.80	10.26	13.90		
13	9.60	11.06	14.70		
14	10.40	11.86	15.50	8.0	W8T12-91508
15	11.20	12.66	16.30		
16	12.00	13.46	17.10		
17	12.80	14.26	17.90		
18	13.60	15.06	18.70		
19	14.40	15.86	19.50		
20	15.20	16.66	20.30		
21	16.00	17.46	21.10		
22	16.80	18.26	21.90		
23	17.60	19.06	22.70		
24	18.40	19.86	23.50		
25	19.20	20.66	24.30		
26	20.00	21.46	25.10		
27	20.80	22.26	25.90		
28	21.60	23.06	26.70		
29	22.40	23.86	27.50		
30	23.20	24.66	28.30	16.0	WFT12-91508
31	24.00	25.46	29.10		
32	24.80	26.26	29.90		
33	25.60	27.06	30.70		
34	26.40	27.86	31.50		

QUALITY SYMBOLS	DRAWN BY	DATE	ACES ELECTRONICS	
MAJOR Ⓢ	Huang,Shun Sen	18/11/27	TITLE 0.8mm PITCH EASY ON FPC/FFC CONN.	
CRITICAL Ⓢ				
GENERAL TOLERANCES ( UNLESS SPECIFIED )	CHECKED BY	DATE	UNITS	SIZE
X. ±0.5	Lu,Jing Quan	18/11/27	mm	A4
X ±0.25	APPROVED BY	DATE	SCALE	REV
.XX ±0.15	hsieh,fu yu	18/11/27	5:1	C
.XXX ±0.1			SHEET NO.	
ANGLES ±2°			1 OF 1	
				RFQ NO.
				X
				PART NO.
				SEE NOTES
				DWG NO.
				51510-XXXXX-XXX

单击下面可查看定价，库存，交付和生命周期等信息

[>>ACES\(宏致\)](#)