

Power Injection Chokes for PoC 1205POC



- Optimized for AEC-Q200 power over coax (PoC) applications
- Small size to reduce board area of overall system solutions
- Board area is only 3.87 mm²
- High impedance (≥ 1 kOhm) maintained over a wide band frequency range to isolate AC signal from the DC power
- AEC-Q200 Grade 1 (-40°C to $+125^{\circ}\text{C}$)

Core material Ferrite

Environmental RoHS compliant, halogen free

Terminations RoHS compliant matte tin over nickel over silver-platinum-glass frit.

Weight 36 mg

Ambient temperature -40°C to $+125^{\circ}\text{C}$ with (15°C rise) Irms current.

Maximum part temperature $+140^{\circ}\text{C}$ (ambient + temp rise).

Storage temperature Component: -40°C to $+140^{\circ}\text{C}$.

Tape and reel packaging: -40°C to $+80^{\circ}\text{C}$

Resistance to soldering heat Max three 40 second reflows at $+260^{\circ}\text{C}$, parts cooled to room temperature between cycles

Moisture Sensitivity Level (MSL) 1 (unlimited floor life at $<30^{\circ}\text{C}$ / 85% relative humidity)

Failures in Time (FIT) / Mean Time Between Failures (MTBF)

0.48 per billion hours / 2.083E+09 hours, calculated per Telcordia SR-332

PCB washing Tested to MIL-STD-202 Method 215 plus an additional aqueous wash. See [Doc787_PCB_Washing.pdf](#).

Part number ¹	L ² ±20% (μH)	DCR (Ohms) ³		SRF typ ⁴ (MHz)	Isat (mA) ⁵					Irms typ (mA)		
		typ	max		25°C	85°C	105°C	125°C	140°C	at 25°C ⁶	at 85°C ⁷	at 125°C ⁸
1205POC-682MR_	6.8	0.36	0.41	220	780	640	580	520	470	880	800	460
1205POC-103MR_ ⁹	10.0	0.90	1.00	165	670	520	460	410	360	560	500	300

1. When ordering, please specify **packaging** codes:

1205POC-103MRC

Packaging: **C** = 7" machine-ready reel. EIA-481 embossed plastic tape. Quantities less than full reel available: in tape (not machine ready) or with leader and trailer (\$25 charge). See dimensional drawing for packaging information.

D = 13" machine-ready reel. EIA-481 embossed plastic tape. Factory order only, not stocked. See dimensional drawing for packaging information.

2. Inductance tested at 100 kHz, 0.1 Vrms, 200 mA DC using HP4263 w/SMD-B test fixture or equivalent

3. DCR measured using a micro-ohmmeter.

4. SRF measured using an Agilent/HP 5071C network analyzer and a Coilcraft SMD-D test fixture.

5. DC current that causes 30% inductance drop from its initial value at 200 mA at specified temperature.

6. Current that causes a 40°C rise at 25°C.

7. Current that causes a 40°C rise at 85°C.

8. Current that causes a 15°C rise at 125°C.

9. 1205POC-103 previously named WA8506-103.

10. Electrical specifications at 25°C.

Refer to Doc 362 "Soldering Surface Mount Components" before soldering.



www.coilcraft.com

US +1-847-639-6400 sales@coilcraft.com

UK +44-1236-730595 sales@coilcraft-europe.com

Taiwan +886-2-2264 3646 sales@coilcraft.com.tw

China +86-21-6218 8074 sales@coilcraft.com.cn

Singapore Downloaded From [Oneyac.com](#) 1.sg

Document 1444-1 Revised 05/11/21

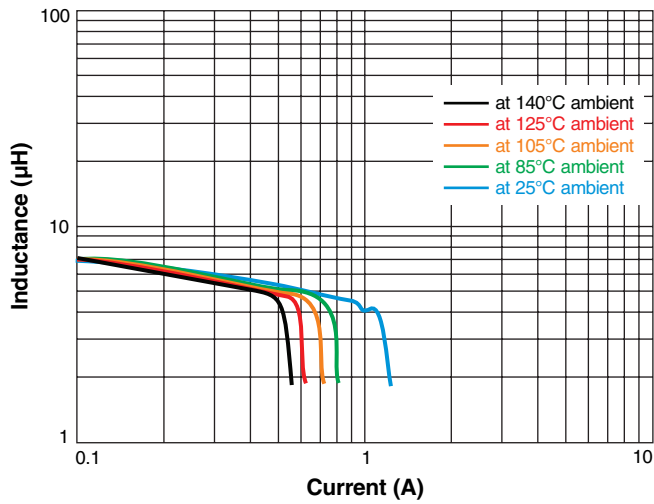
© Coilcraft Inc. 2021

This product may not be used in medical or high risk applications without prior Coilcraft approval. Specification subject to change without notice. Please check web site for latest information.

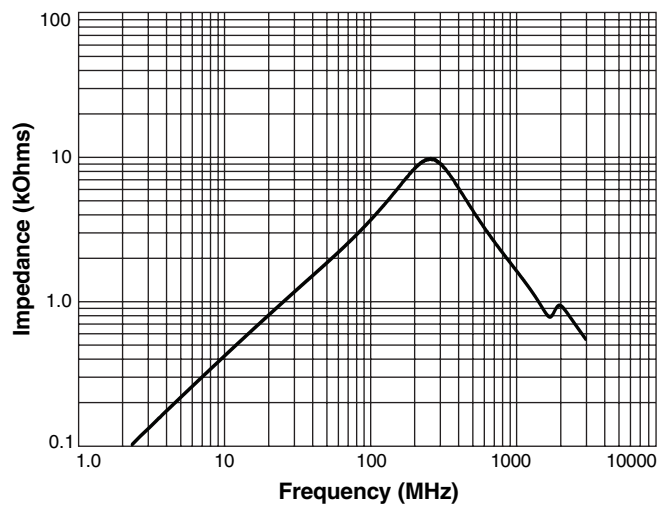


1205POC Power Injection Chokes for PoC

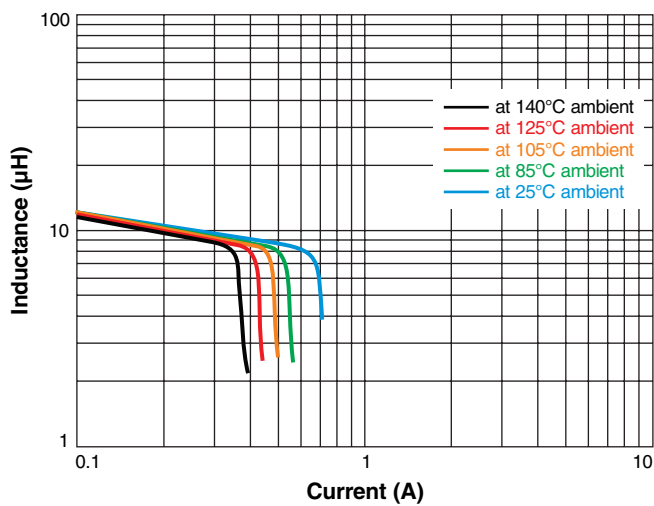
L vs Current – 1205POC-682



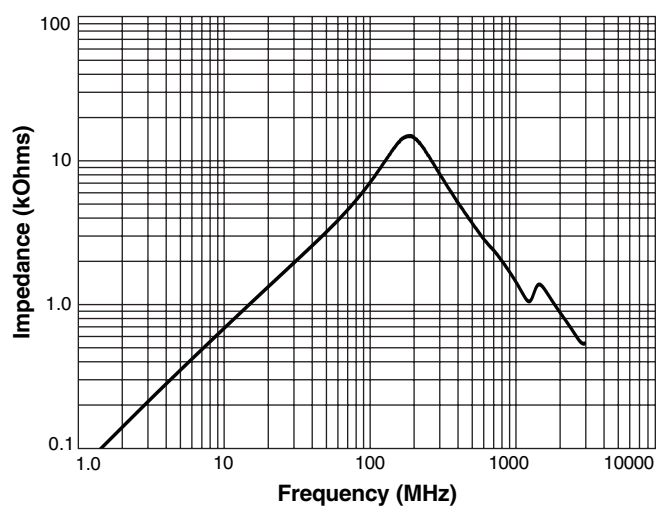
Impedance vs Frequency – 1205POC-682



L vs Current – 1205POC-103



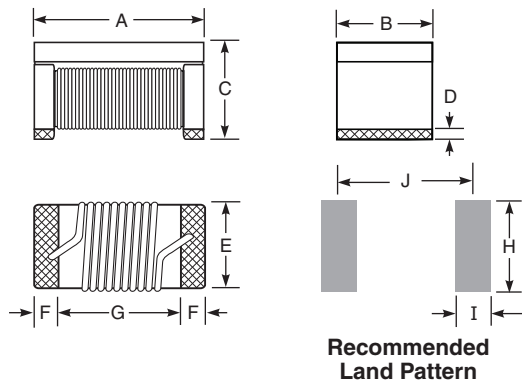
Impedance vs Frequency – 1205POC-103





1205POC Power Injection Chokes for PoC

Dimensions – 1205POC-103



A max	B max	C max	D	E	F	G	H	I	J	
0.126	0.055	0.093	0.006	0.050	0.012	0.096	0.055	0.018	0.107	inches
3,20	1,40	2,36	0,15	1,27	0,31	2,44	1,40	0,45	2,72	mm

Packaging 1000/7" reel; 3500/13" reel; Plastic tape: 12 mm wide, 0.35 mm thick, 8 mm pocket spacing, 2.36 mm pocket depth



www.coilcraft.com

US +1-847-639-6400 sales@coilcraft.com
UK +44-1236-730595 sales@coilcraft-europe.com
Taiwan +886-2-2264 3646 sales@coilcraft.com.tw
China +86-21-6218 8074 sales@coilcraft.com.cn
Singapore Downloaded From Oneyac.com 1.SG

Document 1444-3 Revised 05/11/21

© Coilcraft Inc. 2021

This product may not be used in medical or high risk applications without prior Coilcraft approval. Specification subject to change without notice. Please check web site for latest information.

单击下面可查看定价，库存，交付和生命周期等信息

[>>Coilcraft\(线艺\)](#)

[>>点击查看相关商品](#)