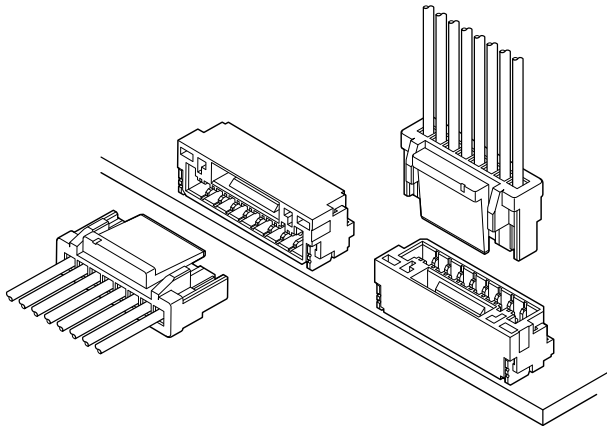


GH CONNECTOR



1.25 mm pitch/Disconnectable Crimp style connectors



Developed for PDP, LCD or small electronics equipment.

This low insertion force type connector realizes easier mating operation. The basic concept of the contact part of this connector is equivalent to the performance proven SHL connector.

- Secure locking structure
- Contact lock structure
- Prevention of contact deformation
- Clear engagement click sounds

Specifications

- Current rating: 1.0 A AC/DC (AWG #26)
- Voltage rating: 50 V AC/DC
- Temperature range: -25°C to +85°C
(including temperature rise in applying electrical current)
- Contact resistance: Initial value/ 30 mΩ max.
After environmental tests/ 50 mΩ max.
- Insulation resistance: 100 MΩ min.
- Withstanding voltage: 500 VAC/minute
- Applicable wire: Conductor size/ AWG #30 to #26
Insulation O.D./ 0.76 to 1.0 mm

* In using the products, refer to "Handling Precautions for Terminals and Connectors" described on our website (Technical documents of Product information page).

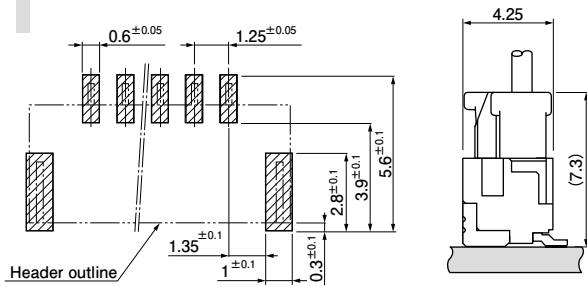
- * RoHS2 compliance
- * Dimensional unit: mm
- * Contact JST for details.

Standards

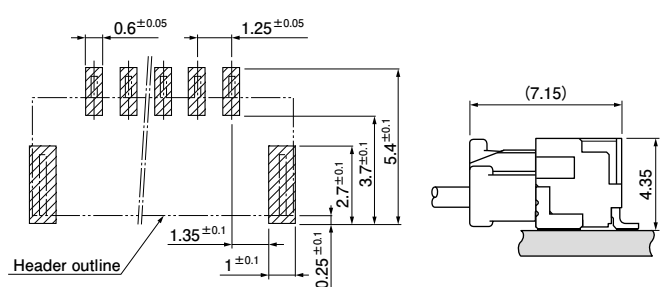
Recognized E60389

PC board layout and Assembly layout

Top entry type

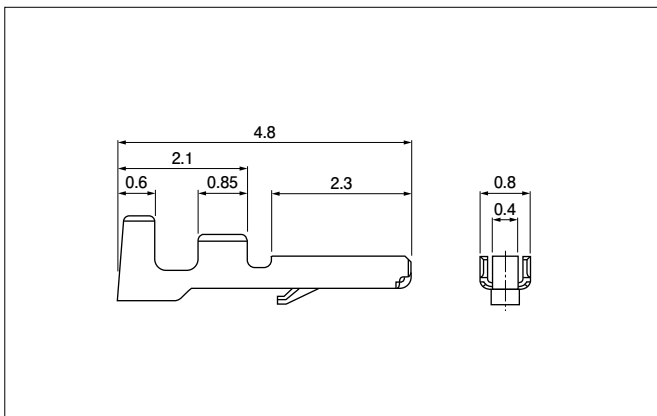


Side entry type



- Note: 1. The above figure is the figure viewed from the connector mounting side.
2. Tolerances are non-cumulative: ± 0.05 mm for all centers.
3. The dimensions above should serve as a guideline. Contact JST for details.

Contact



Model No.	Applicable wire		Insulation O.D. (mm)	Q'ty/reel
	mm ²	AWG #		
SSHL-002T-P0.2	0.05~0.13	30~26	0.76~1.0	35,000

Material and Finish

Phosphor bronze, tin-plated (reflow treatment)

RoHS2 compliance

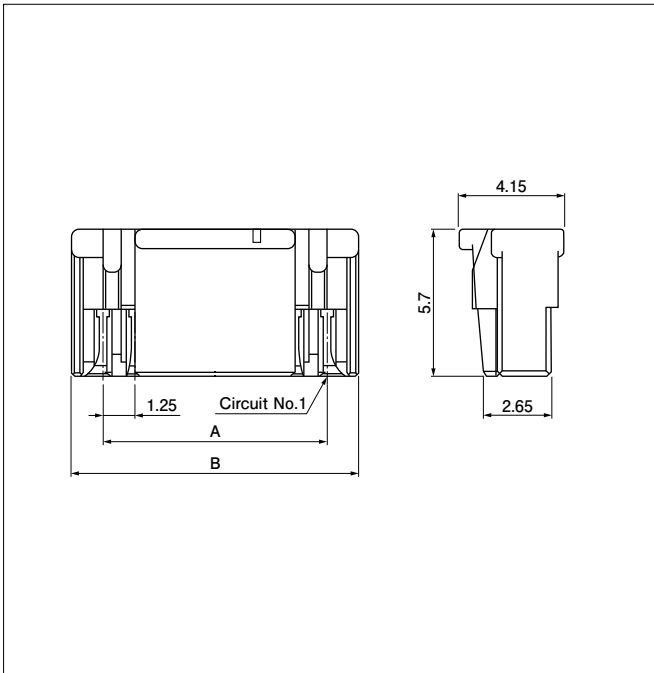
- Note: 1. Contact JST for gold-plated product.
2. This contact can be applied only for the GH connector.
SSHL-003() -P0.2 cannot be applied for the GH connector.

Contact	Crimping machine	Applicator		
		Crimp applicator	Dies	Crimp applicator with dies
SSHL-002T-P0.2	AP-K2N	MKS-L-10-3	MK/SSHL-002-02	APLMK SSSL002-02

Note: Contact JST for fully automatic crimping applicator.

GH CONNECTOR

Housing



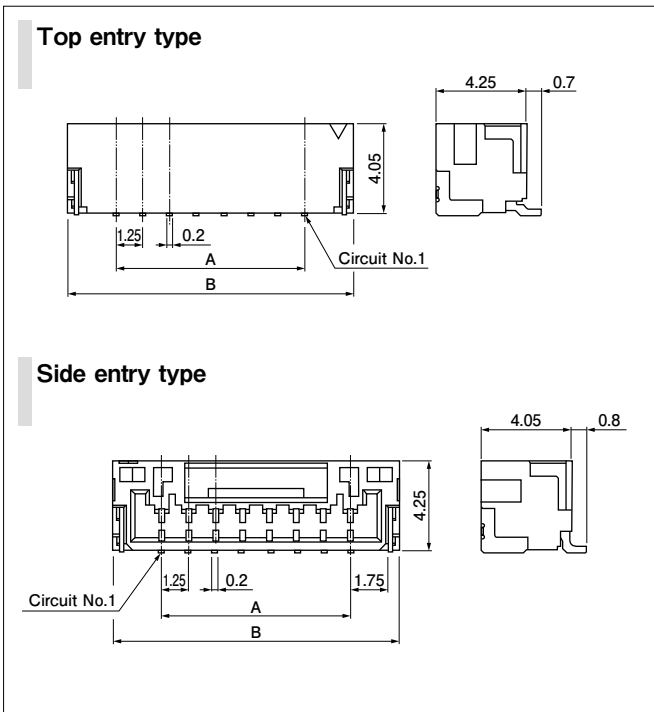
No. of Circuits	Model No.	Dimensions (mm)		Q'ty/bag
		A	B	
2	GHR-02V-S	1.25	3.75	3,000
3	GHR-03V-S	2.50	5.00	3,000
4	GHR-04V-S	3.75	6.25	3,000
5	GHR-05V-S	5.00	7.50	3,000
6	GHR-06V-S	6.25	8.75	3,000
7	GHR-07V-S	7.50	10.00	3,000
8	GHR-08V-S	8.75	11.25	3,000
9	GHR-09V-S	10.00	12.50	3,000
10	GHR-10V-S	11.25	13.75	3,000
11	GHR-11V-S	12.50	15.00	3,000
12	GHR-12V-S	13.75	16.25	3,000
13	GHR-13V-S	15.00	17.50	3,000
14	GHR-14V-S	16.25	18.75	3,000
15	GHR-15V-S	17.50	20.00	3,000

Material and Finish

PBT, UL94V-0, natural (white)

RoHS2 compliance

Header



No. of circuits	Model No.		Dimensions (mm)		Q'ty/reel
	Top entry type	Side entry type	A	B	
2	BM02B-GHS-TBT	SM02B-GHS-TB	1.25	5.75	2,500
3	BM03B-GHS-TBT	SM03B-GHS-TB	2.50	7.00	2,500
4	BM04B-GHS-TBT	SM04B-GHS-TB	3.75	8.25	2,500
5	BM05B-GHS-TBT	SM05B-GHS-TB	5.00	9.50	2,500
6	BM06B-GHS-TBT	SM06B-GHS-TB	6.25	10.75	2,500
7	BM07B-GHS-TBT	SM07B-GHS-TB	7.50	12.00	2,500
8	BM08B-GHS-TBT	SM08B-GHS-TB	8.75	13.25	2,500
9	BM09B-GHS-TBT	SM09B-GHS-TB	10.00	14.50	2,500
10	BM10B-GHS-TBT	SM10B-GHS-TB	11.25	15.75	2,500
11	BM11B-GHS-TBT	SM11B-GHS-TB	12.50	17.00	2,500
12	BM12B-GHS-TBT	SM12B-GHS-TB	13.75	18.25	2,500
13	BM13B-GHS-TBT	SM13B-GHS-TB	15.00	19.50	2,500
14	BM14B-GHS-TBT	SM14B-GHS-TB	16.25	20.75	2,500
15	BM15B-GHS-TBT	SM15B-GHS-TB	17.50	22.00	2,500

Material and Finish

Contact: Phosphor bronze, copper-undercoated, tin-plated (reflow treatment)

Housing: PA 9T, UL94V-0, natural (ivory)

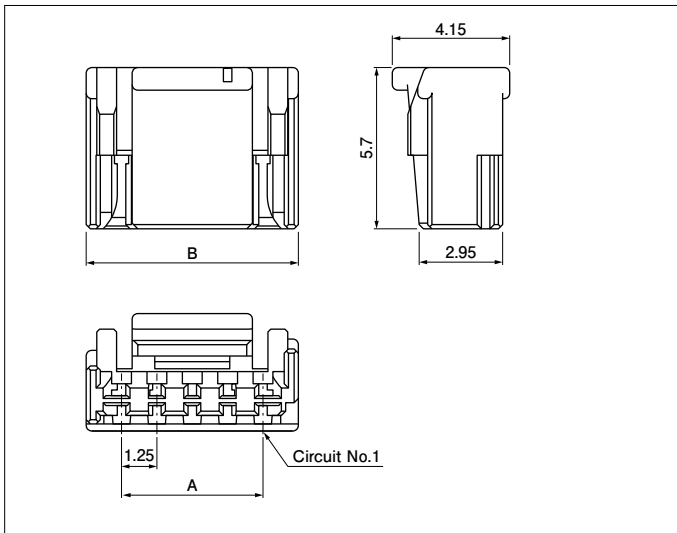
Reinforcement: Brass, copper-undercoated, tin-plated

RoHS2 compliance This product displays (LF)(SN) on a label.

Note: Contact JST for gold-plated product.

GH CONNECTOR

Housing (Keying pattern A)



No. of circuits	Model No.	Dimensions (mm)		Q'ty/bag
		A	B	
2	GHR-02V-2P	1.25	3.75	3,000
4	GHR-04V-2P	3.75	6.25	3,000
5	GHR-05V-2P	5.00	7.50	3,000

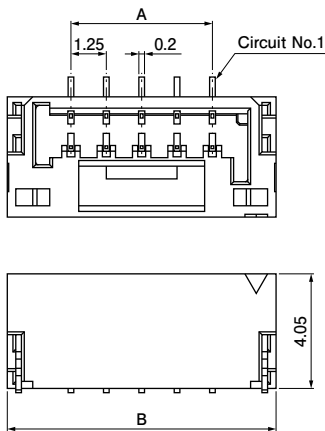
Material and Finish

PBT, UL94V-0, purple

RoHS2 compliance

Header (Keying pattern A)

Top entry type



No. of circuits	Model No.		Dimensions (mm)		Q'ty/reel
	Top entry type	Side entry type	A	B	
2	BM02B-GHP-A-TBT	SM02B-GHP-A-TB	1.25	5.75	2,500
4	BM04B-GHP-A-TBT	SM04B-GHP-A-TB	3.75	8.25	2,500
5	BM05B-GHP-A-TBT	SM05B-GHP-A-TB	5.00	9.50	2,500

Material and Finish

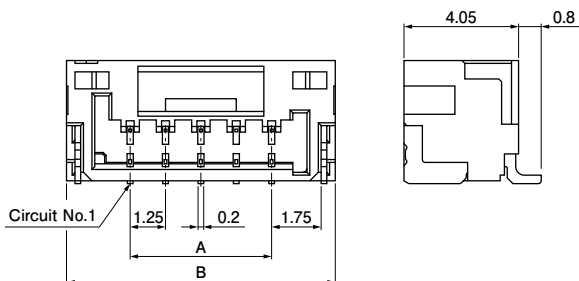
Contact: Phosphor bronze, copper-undercoated, tin-plated (reflow treatment)

Housing: PA 9T, UL94V-0, purple

Reinforcement: Brass, copper-undercoated, tin-plated

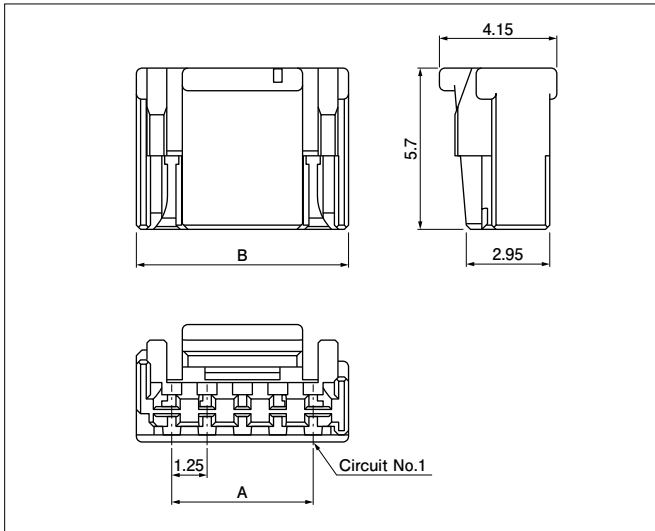
RoHS2 compliance This product displays (LF)(SN) on a label.

Side entry type



GH CONNECTOR

Housing (Keying pattern B)

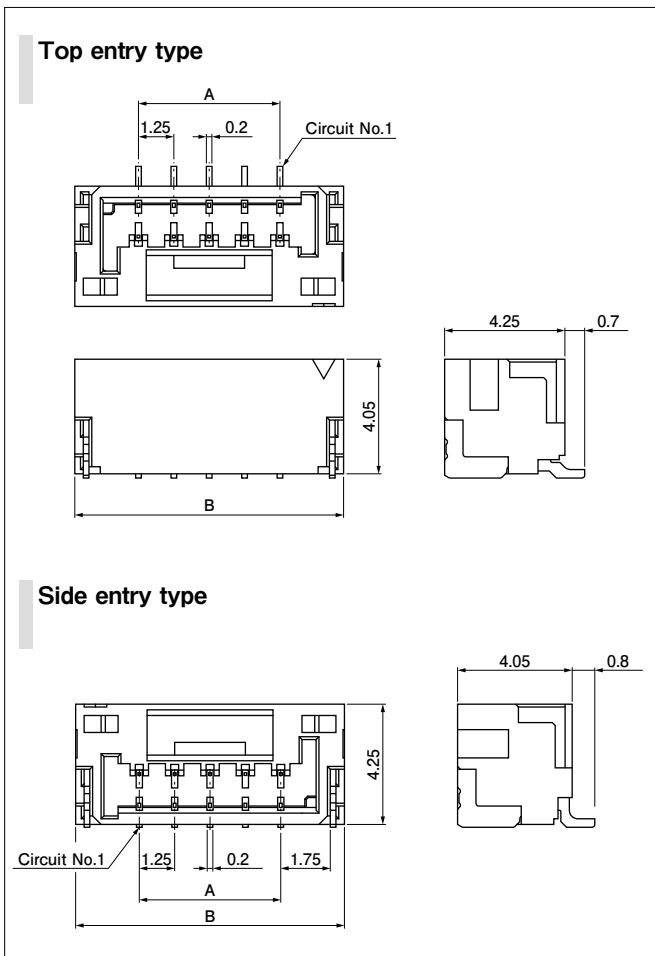


No. of circuits	Model No.	Dimensions (mm)		Q'ty/bag
		A	B	
2	GHR-02V-3HD	1.25	3.75	3,000
4	GHR-04V-3HD	3.75	6.25	3,000
5	GHR-05V-3HD	5.00	7.50	3,000

Material and Finish
PBT, UL94V-0, dark gray

RoHS2 compliance

Header (Keying pattern B)



No. of circuits	Model No.		Dimensions (mm)		Q'ty/reel
	Top entry type	Side entry type	A	B	
2	BM02B-GHHD-B-TBT	SM02B-GHHD-B-TB	1.25	5.75	2,500
4	BM04B-GHHD-B-TBT	SM04B-GHHD-B-TB	3.75	8.25	2,500
5	BM05B-GHHD-B-TBT	SM05B-GHHD-B-TB	5.00	9.50	2,500

Material and Finish

Contact: Phosphor bronze, copper-undercoated, tin-plated (reflow treatment)
Housing: PA 9T, UL94V-0, dark gray
Reinforcement: Brass, copper-undercoated, tin-plated

RoHS2 compliance This product displays (LF)(SN) on a label.
Note: Contact JST for gold-plated products.

GH CONNECTOR

Model number allocation

Contact

S SHL - 002 T - P 0.2

Form: S...Strip form

Series name

Applicable wire range: 002...AWG #30 to #26

Surface finish: T...Tin-plated (reflow treatment)
GA1...Selective gold-plated

Material: P...Phosphor bronze

Terminal size

Housing

GH R - 04 V - S

Series name

Part name: Receptacle

No. of circuits: 2 to 15

Flammability: V...UL94V-0

Color: S...Natural (White), LE...Light blue, TR...Tomato red,
K...Black, E...Blue, O...Orange, L...Lemon yellow,
MG...Moss green, DPK...Dark pink, DP...Dark purple

Header

BM 04 B-GH S- -TBT

Shape of assembled product:
BM...SMT Top entry type
SM...SMT Side entry type

No. of circuits: 2 to 15

Part name: Header

Series name

Color: S...Natural (Ivory), LE...Light blue, TR...Tomato red,
K...Black, E...Blue, O...Orange, L...Lemon yellow,
MG...Moss green, DPK...Dark pink, DP...Dark purple

Surface finish:
None...Copper-undercoated, tin-plated (reflow treatment)
GB...Mating part: Nickel-undercoated, gold-plated
Lead part: Nickel-undercoated, tin-plated (reflow treatment)

Packaging style: TB...Embossed-taping

Suction tape: None...Without suction tape, T...With suction tape

Housing (With keying)

GH R - 04 V - 2 P

Series name

Part name: Receptacle

No. of circuits: 2, 4, 5

Flammability: V...UL94V-0

Indication of shape change: 2...Keying pattern A
3...Keying pattern B

Color: P...Purple (Keying pattern A)
HD...Dark gray (Keying pattern B)

Header (With keying)

BM 04 B-GH P- A-TBT

Shape of assembled product:
BM...SMT Top entry type
SM...SMT Side entry type

No. of circuits: 2, 4, 5

Part name: Header

Series name

Color: P...Purple (Keying pattern A)
HD...Dark gray (Keying pattern B)

Indication of shape change: A...Keying pattern A
B...Keying pattern B

Packaging style: TB...Embossed-taping

Suction tape: None...Without suction tape, T...With suction tape

单击下面可查看定价，库存，交付和生命周期等信息

[>>JST\(杰世腾\)](#)