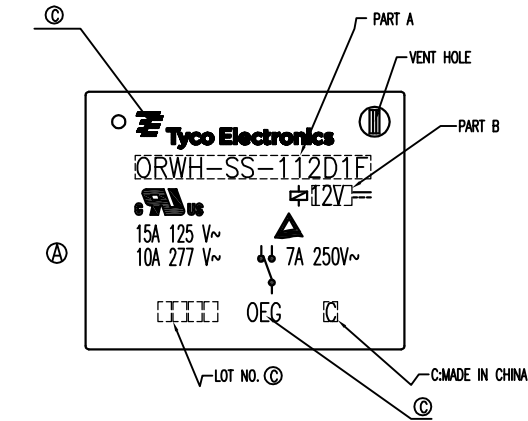
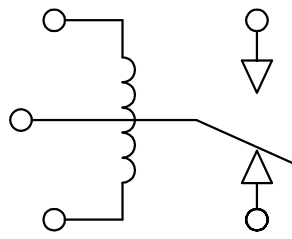


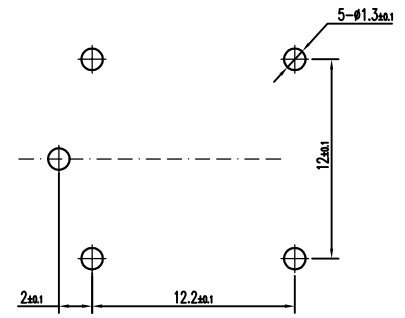
LOC HB	DIST	REVISIONS					
		P	LTR	DESCRIPTION	DATE	DWN	APVD
			D	PN. OBSOLETE ECO-12-004810	24APR12	BL.L	BHY



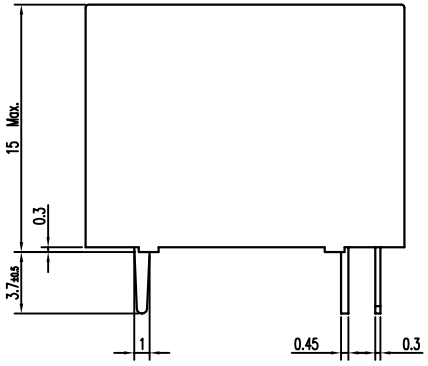
CIRCUIT DIAGRAM (BOTTOM VIEW)



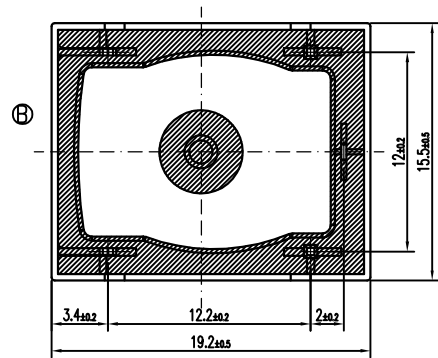
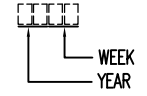
DRILLING DIAGRAM (BOTTOM VIEW)



STATUS	PART NO	PART B	PART A	ITEM
OBSOLETE	1721150-1	3V	ORWH-SS-103D1F	A
ACTIVE	1721150-2	5V	ORWH-SS-105D1F	B
ACTIVE	1721150-3	6V	ORWH-SS-106D1F	C
ACTIVE	1721150-4	9V	ORWH-SS-109D1F	D
ACTIVE	1721150-5	12V	ORWH-SS-112D1F	E
OBSOLETE	1721150-6	18V	ORWH-SS-118D1F	F
ACTIVE	1721150-7	24V	ORWH-SS-124D1F	G
ACTIVE	1721150-8	48V	ORWH-SS-148D1F	H
OBSOLETE	1721150-9	3V	ORWH-SH-103D1F	I
ACTIVE	1-1721150-0	5V	ORWH-SH-105D1F	J
OBSOLETE	1-1721150-1	6V	ORWH-SH-106D1F	K
OBSOLETE	1-1721150-2	9V	ORWH-SH-109D1F	L
ACTIVE	1-1721150-3	12V	ORWH-SH-112D1F	M
OBSOLETE	1-1721150-4	18V	ORWH-SH-118D1F	N
ACTIVE	1-1721150-5	24V	ORWH-SH-124D1F	O
ACTIVE	1-1721150-6	48V	ORWH-SH-148D1F	P
ACTIVE	1-1721150-7	24V	ORWH-SH-124D1F	R



NOTE
 ©1.LOT NO. SYSTEM AS FOLLOWING:



GENERAL TOLERANCE	
Diagram dimension	Tolerance
0.99mm max.	±0.1mm
1 - 2.99mm	±0.2mm

		UV RESIN	UV SEAL (FOR SH)	14	
		EPOXY RESIN	SEAL	13	
CLASS 155 F		MW79	MAGNETIC WIRE	12	
		HCP	COIL TERMINAL	11	
UL94 V-0		PBT	BOBBIN	10	
UL94 V-0		PBT	CASE	9	
		Ag ALLOY	STATIONARY CONTACT	8	
		Ag ALLOY	MOVABLE CONTACT	7	
		Cu ALLOY	MOVABLE SPRING	6	
		Cu ALLOY	NC TERMINAL	5	
		Cu ALLOY	NO TERMINAL	4	
		Cu PLATED	STEEL	CORE	3
		Cu PLATED	STEEL	ARMATURE FORM C	2
		Ni PLATED	STEEL	YOKE	1
INCOMBUSTIBILITY	TREATMENT	MATERIAL	DESCRIPTION	ITEM	

DIMENSIONS: mm		TOLERANCES UNLESS OTHERWISE SPECIFIED:		DWN	XN.ZHANG
0 PLC ±		1 PLC ±		CHK	WAYNE.PENG
2 PLC ±		3 PLC ±		APVD	MJ.HO
4 PLC ±				PRODUCT SPEC	
MATERIAL		FINISH		APPLICATION SPEC	
SEE MATERIAL TABLE				WEIGHT	
CUSTOMER DRAWING				SIZE	A3
				GAGE CODE	00779
				DRAWING NO	1721150
				RESTRICT TO	
				SCALE	3:1
				SHEET	1 OF 1
				REV	D



ORWH-1T Cd FREE CUSTOMER DRAWING

单击下面可查看定价，库存，交付和生命周期等信息

[>>TE Connectivity\(泰科\)](#)