


SZA***A Series

GLASS PASSIVATED JUNCTION Zener voltage regulator diodes

1.0 Watt Steady State

Feature

- * 1W SMA
- * Zener voltage regulator diodes
- * Plastic package has Underwriters Laboratory Flammability Classification 94V-0
- * We declare that the material of product compliance with RoHS requirements.
- * Guarding for over voltage protection
- * High temperature soldering guaranteed: 260°C/10 seconds at terminals



Mechanical Data

Case: JEDEC DO-214AC molded plastic

Terminals: Axial leads, solderable per MIL-STD-202, Method 208

Polarity: Color band denoted cathode except Bipolar

Mounting Position: Any

Weight: 0.0023 ounce, 0.065 gram

1. Electrical Characteristic

Ratings at 25°C ambient temperature unless otherwise specified.

Single phase, half wave, 60Hz, resistive or inductive load.

For capacitive load, derate current by 20%.

We declare that the material of product compliance with ROHS requirements

RATING	SYMBOL	VALUE	UNITS
Steady State Power Dissipation at $T_L=75^\circ\text{C}$ (Note1)	$P_{M(AV)}$	1.0	Watts
Z-current	I_Z	P_V/V_Z	mA
Operating and Storage Temperature Range	T_J, T_{STG}	-50 to +150	°C

NOTES:

1. Mounted on Copper Leaf area of 1.57in²(40mm²).

SZA***A Series

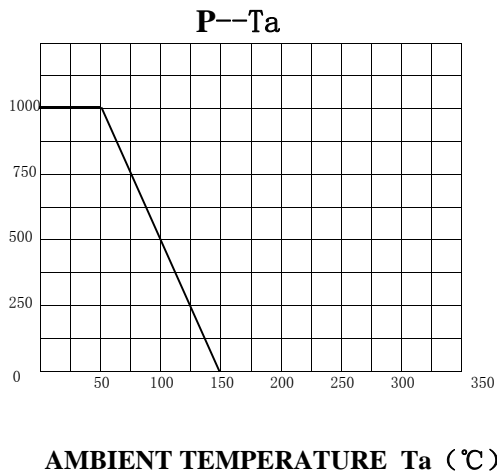
2.Product Characteristic

Vz tolerance : $\pm 5\%$; Ta=25°C Vfmax =1.2V @ IF = 200mA P=1 W

Type	Device marking code	Zener	Current	A and B Suffix only			Leakage Current		Maximum Regulator Current2)
		Voltage	I zt	Z zt @ I zt	Z zk@ Izk	Izk	I _R	V _R	I _{ZM} @ Tamb =50 °C
		<u>Vz@Lzt</u>							
		Volts	mA	Ohms	Ohms	m A	uA Max	Volts	mA
SZA5.1A	Z5.1A	5.1	49	7	550	1	100	1.0	178
SZA5.6A	Z5.6A	5.6	45	5	600			2.0	164
SZA6.2A	Z6.2A	6.2	41	2	700			3.0	146
SZA6.8A	Z6.8A	6.8	37	4	1300			4	133
SZA7.5A	Z7.5A	7.5	34	4.5	1300	0.5	70	5	121
SZA8.2A	Z8.2A	8.2	31	5.5	1300	0.5		6	110
SZA9.1A	Z9.1A	9.1	28	6	1300	0.5		7	100
SZA10A	Z10A	10	25	7	1300	0.25	2	7.6	91
SZA11A	Z11A	11	23	8	1300			8.4	83
SZA12A	Z12A	12	21	9	1300			9.1	76
SZA13A	Z13A	13	19	10	1300			9.9	69
SZA15A	Z15A	15	17	14	1300		11.4	61	
SZA16A	Z16A	16	15.5	16	1300		12.2	57	
SZA18A	Z18A	18	14	20	1300		13.7	50	
SZA20A	Z20A	20	12.5	22	1300		15.2	45	
SZA22A	Z22A	22	11.5	23	1300		16.7	41	
SZA24A	Z24A	24	10.5	25	1300		18.2	38	
SZA27A	Z27A	27	9.5	35	1300		20.6	34	
SZA30A	Z30A	30	8.5	40	1500		22.8	30	
SZA33A	Z33A	33	7.5	45	1500		25.1	27	
SZA36A	Z36A	36	7	50	1500		27.4	25	
SZA39A	Z39A	39	6.5	60	1500		29.7	23	
SZA43A	Z43A	43	6	70	2500		32.7	22	
SZA47A	Z47A	47	5.5	80	2500		35.8	19	
SZA51A	Z51A	51	5	95	2500		38.8	18	
SZA56A	Z56A	56	4.5	110	2500		42.6	16	
SZA62A	Z62A	62	4	125	2500		47.1	14	
SZA68A	Z68A	68	3.7	150	2500	51.7	13		
SZA75A	Z75A	75	3.3	175	2500	56	12		
SZA82A	Z82A	82	3	200	3000	62.2	11		
SZA91A	Z91A	91	2.8	250	3000	69.2	10		
SZA100A	Z100A	100	2.5	350	3000	76	9		
SZA110A	Z110A	110	2	550	5000	83	8		
SZA120A	Z120A	120	1.5	750	5500	90	7		
SZA130A	Z130A	130	1	900	6000	98	6		
SZA150A	Z150A	150	1	1200	6500	113	6		
SZA160A	Z160A	160	1	1350	7000	120	6		
SZA180A	Z180A	180	1	1650	8500	135	5		
SZA200A	Z200A	200	1	1950	10000	150	4		

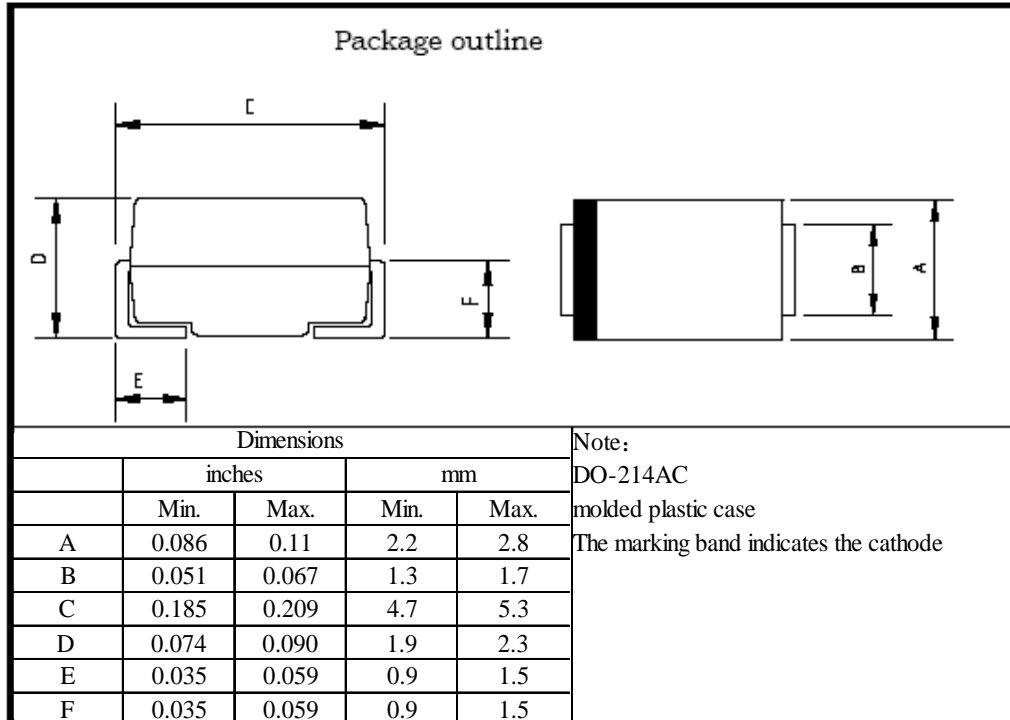
SZA***A Series

3.Characteristic Curves



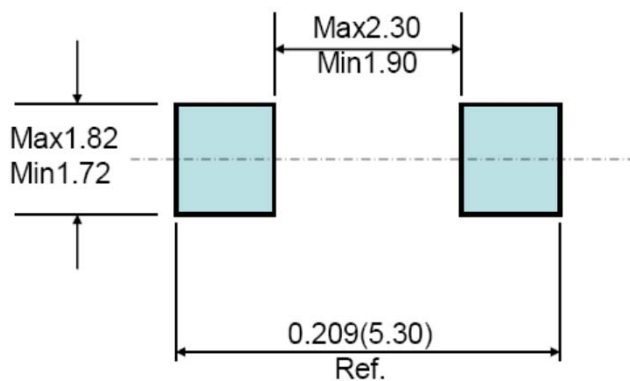
SZA***A Series

4.Package Dimensions in inches and (millimeters)



Mounting Pad Layout

---SMA



SZA***A Series

5. Update Record

版次	更新记录	更新作者	更新日期
1	第一版	周杰	2010. 12. 28
2	增加产品型号	周杰	2011. 03. 28
3	增加产品型号	周杰	2012. 02. 09
4	调整各型号的漏电流	周杰	2013. 07. 10
5	增加低压系列	谭志伟	2017. 12. 28
6	修订D尺寸	谭志伟	2018. 6. 22
7	更新IZK标注	谭志伟	2020. 8. 17

单击下面可查看定价，库存，交付和生命周期等信息

[>>LRC\(乐山无线电\)](#)