



1.5SMCJ-AU SERIES

SURFACE MOUNT TRANSIENT VOLTAGE SUPPRESSOR PEAK PULSE POWER 1500 Watts

STAND-OFF VOLTAGE

5 to 220 Volts

SMC / DO-214AB

Unit : inch(mm)

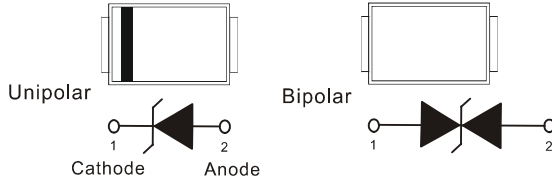
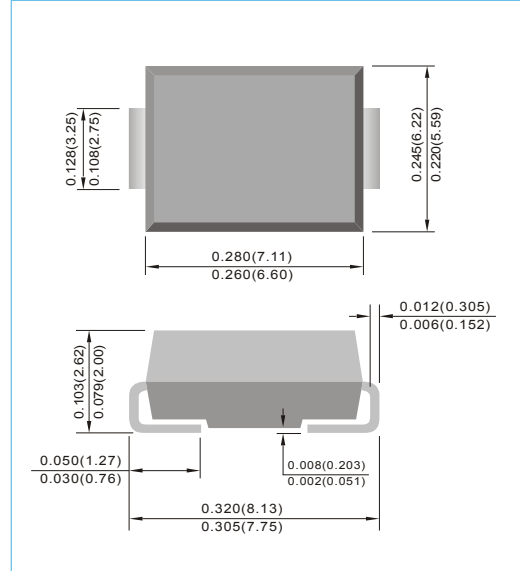
Recognized File # E210467

FEATURES

- For surface mounted applications in order to optimize board space.
- Glass passivated junction
- Low inductance
- Plastic package has Underwriters Laboratory Flammability Classification 94V-O
- High temperature soldering : 260°C /10 seconds at terminals
- Acquire quality system certificate : TS16949
- Manufactured in accordance with AECQ101
- Lead free in comply with EU RoHS 2011/65/EU directives
- Green molding compound as per IEC61249 Std. . (Halogen Free)

MECHANICAL DATA

- Case: JEDEC DO-214AB, Molded plastic over passivated junction.
- Terminals: Solder plated, solderable per MIL-STD-750, Method 2026
- Polarity: Color band denotes cathode end
- Standard Packaging: 16mm tape (EIA-481)
- Weight: 0.007 ounce, 0.021 gram



DEVICES FOR BIPOLAR APPLICATIONS

For Bidirectional use C or CA Suffix for types 1.5SMCJ5.0 thru types 1.5SMCJ220.
Electrical characteristics apply in both directions.

MAXIMUM RATINGS AND CHARACTERISTICS

Rating at 25°C ambient temperature unless otherwise specified. Resistive or inductive load, 60Hz.
For Capacitive load derate current by 20%.

Rating	Symbol	Value	Units
Peak Power Dissipation at $T_A=25^\circ\text{C}$, $T_P=1\text{ms}$ (Notes 1)	P_{PP}	1500	Watts
Peak Pulse Current on 10/1000 μs waveform (Notes 1)	I_{PPM}	See table	Amps
Typical Thermal Resistance Junction to Air (Notes 2)	$R_{\theta JA}$	50	$^\circ\text{C} / \text{W}$
Peak Forward Surge Current, 8.3ms Single Half Sine-Wave Superimposed on Rated Load (JECED Method) (Notes 3)	I_{FSM}	200	Amps
Operating Junction and Storage Temperature Range	T_J, T_{STG}	-55 to +150	$^\circ\text{C}$

NOTES:

1. Non-repetitive current pulse, per Fig. 3 and derated above $T_A=25^\circ\text{C}$ per Fig. 2.
2. Mounted on 2.0mm² (.013mm thick) land areas.
3. Measured on 8.3ms, single half sine-wave or equivalent square wave, duty cycle= 4 pulses per minutes maximum.
4. A transient suppressor is selected according to the working peak reverse voltage (V_{RWM}), which should be equal to or greater than the DC or continuous peak operating voltage level.



1.5SMCJ-AU SERIES

Part Number		Reverse Stand-off Voltage	Breakdown Voltage		Test Current	Reverse Leakage		Max. Clamp Voltage 10/1000µs	Peak Pulse Current 10/1000µs	Marking Code	
			V _{BR} @ I _T			I _R @ V _{RWM}					
		V _{RWM} (Notes 4)	Min.	Max.	I _T	UNI	BI	V _C @ I _{PP}	I _{PP}		
UNI	BI	V	V	V	mA	µA	µA	V	A	UNI	BI
1500W Transient Voltage Suppressor											
1.5SMCJ5.0-AU	1.5SMCJ5.0C-AU	5	6.4	7.55	10	1000	2000	9.6	156.2	GDD	BDD
1.5SMCJ5.0A-AU	1.5SMCJ5.0CA-AU	5	6.4	7.25	10	1000	2000	9.2	163	GDE	BDE
1.5SMCJ6.0-AU	1.5SMCJ6.0C-AU	6	6.67	8.45	10	1000	2000	11.4	131.6	GDF	BDF
1.5SMCJ6.0A-AU	1.5SMCJ6.0CA-AU	6	6.67	7.67	10	1000	2000	10.3	145.6	GDG	BDG
1.5SMCJ6.5-AU	1.5SMCJ6.5C-AU	6.5	7.22	9.14	10	500	1000	12.3	122	GDH	BDH
1.5SMCJ6.5A-AU	1.5SMCJ6.5CA-AU	6.5	7.22	8.3	10	500	1000	11.2	133.9	GDK	BDK
1.5SMCJ7.0-AU	1.5SMCJ7.0C-AU	7	7.78	9.86	10	200	400	13.3	112.8	GDL	BDL
1.5SMCJ7.0A-AU	1.5SMCJ7.0CA-AU	7	7.78	8.95	10	200	400	12	125	GDM	BDM
1.5SMCJ7.5-AU	1.5SMCJ7.5C-AU	7.5	8.33	10.67	1	100	200	14.3	104.9	GDN	BDN
1.5SMCJ7.5A-AU	1.5SMCJ7.5CA-AU	7.5	8.33	9.58	1	100	200	12.9	116.3	GDP	BDP
1.5SMCJ8.0-AU	1.5SMCJ8.0C-AU	8	8.89	11	1	50	100	15	100	GDQ	BDQ
1.5SMCJ8.0A-AU	1.5SMCJ8.0CA-AU	8	8.89	10.23	1	50	100	13.6	110.3	GDR	BDR
1.5SMCJ8.5-AU	1.5SMCJ8.5C-AU	8.5	9.44	11.92	1	25	50	15.9	94.3	GDS	BDS
1.5SMCJ8.5A-AU	1.5SMCJ8.5CA-AU	8.5	9.44	10.82	1	25	50	14.4	104.2	GDT	BDT
1.5SMCJ9.0-AU	1.5SMCJ9.0C-AU	9	10	12.6	1	10	20	16.9	88.7	GDU	BDU
1.5SMCJ9.0A-AU	1.5SMCJ9.0CA-AU	9	10	11.5	1	10	20	15.4	97.4	GDV	BDV
1.5SMCJ10-AU	1.5SMCJ10C-AU	10	11.1	14.1	1	5	5	18.8	79.8	GDW	BDW
1.5SMCJ10A-AU	1.5SMCJ10CA-AU	10	11.1	12.8	1	5	5	17	88.2	GDY	BDY
1.5SMCJ11-AU	1.5SMCJ11C-AU	11	12.2	15.4	1	1	1	20.1	74.6	GDZ	BDZ
1.5SMCJ11A-AU	1.5SMCJ11CA-AU	11	12.2	14	1	1	1	18.2	82.4	GED	BED
1.5SMCJ12-AU	1.5SMCJ12C-AU	12	13.3	16.9	1	1	1	22	68.2	GEE	BEE
1.5SMCJ12A-AU	1.5SMCJ12CA-AU	12	13.3	15.3	1	1	1	19.9	75.3	GEF	BEF
1.5SMCJ13-AU	1.5SMCJ13C-AU	13	14.4	18.2	1	1	1	23.8	63	GEG	BEG
1.5SMCJ13A-AU	1.5SMCJ13CA-AU	13	14.4	16.5	1	1	1	21.5	69.7	GEH	BEH
1.5SMCJ14-AU	1.5SMCJ14C-AU	14	15.6	19.8	1	1	1	25.8	58.1	GEK	BEK
1.5SMCJ14A-AU	1.5SMCJ14CA-AU	14	15.6	17.9	1	1	1	23.2	64.7	GEL	BEL
1.5SMCJ15-AU	1.5SMCJ15C-AU	15	16.7	21.1	1	1	1	26.9	55.8	GEM	BEM
1.5SMCJ15A-AU	1.5SMCJ15CA-AU	15	16.7	19.2	1	1	1	24.4	61.5	GEN	BEN
1.5SMCJ16-AU	1.5SMCJ16C-AU	16	17.8	22.6	1	1	1	28.8	52.1	GEP	BEP
1.5SMCJ16A-AU	1.5SMCJ16CA-AU	16	17.8	20.5	1	1	1	26	57.7	GEQ	BEQ
1.5SMCJ17-AU	1.5SMCJ17C-AU	17	18.9	23.9	1	1	1	30.5	49.2	GER	BER
1.5SMCJ17A-AU	1.5SMCJ17CA-AU	17	18.9	21.7	1	1	1	27.6	53.3	GES	BES
1.5SMCJ18-AU	1.5SMCJ18C-AU	18	20	25.3	1	1	1	32.2	46.6	GET	BET
1.5SMCJ18A-AU	1.5SMCJ18CA-AU	18	20	23.3	1	1	1	29.2	51.4	GEU	BEU
1.5SMCJ20-AU	1.5SMCJ20C-AU	20	22.2	28.1	1	1	1	35.8	41.9	GEV	BEV
1.5SMCJ20A-AU	1.5SMCJ20CA-AU	20	22.2	25.5	1	1	1	32.4	46.3	GEW	BEW
1.5SMCJ22-AU	1.5SMCJ22C-AU	22	24.4	30.9	1	1	1	39.4	38.1	GEX	BEX
1.5SMCJ22A-AU	1.5SMCJ22CA-AU	22	24.4	28	1	1	1	35.5	42.2	GEY	BEY
1.5SMCJ24-AU	1.5SMCJ24C-AU	24	26.7	33.8	1	1	1	43	34.9	GEZ	BEZ
1.5SMCJ24A-AU	1.5SMCJ24CA-AU	24	26.7	30.7	1	1	1	38.9	38.6	GFD	BFD
1.5SMCJ26-AU	1.5SMCJ26C-AU	26	28.9	36.6	1	1	1	46.6	32.2	GFE	BFE
1.5SMCJ26A-AU	1.5SMCJ26CA-AU	26	28.9	33.2	1	1	1	42.1	35.6	GFF	BFF
1.5SMCJ28-AU	1.5SMCJ28C-AU	28	31.1	39.4	1	1	1	50	30	GFG	BFG
1.5SMCJ28A-AU	1.5SMCJ28CA-AU	28	31.1	35.8	1	1	1	45.4	33	GFH	BFH
1.5SMCJ30-AU	1.5SMCJ30C-AU	30	33.3	42.2	1	1	1	53.5	28	GFK	BFK
1.5SMCJ30A-AU	1.5SMCJ30CA-AU	30	33.3	38.3	1	1	1	48.4	31	GFL	BFL
1.5SMCJ33-AU	1.5SMCJ33C-AU	33	36.7	46.5	1	1	1	59	25.2	GFM	BFM
1.5SMCJ33A-AU	1.5SMCJ33CA-AU	33	36.7	42.2	1	1	1	53.3	28.1	GFN	BFN
1.5SMCJ36-AU	1.5SMCJ36C-AU	36	40	50.7	1	1	1	64.3	23.3	GFP	BFP
1.5SMCJ36A-AU	1.5SMCJ36CA-AU	36	40	46	1	1	1	58.1	25.8	GFQ	BFQ
1.5SMCJ40-AU	1.5SMCJ40C-AU	40	44.4	56.3	1	1	1	71.4	21	GFR	BFR
1.5SMCJ40A-AU	1.5SMCJ40CA-AU	40	44.4	51.1	1	1	1	64.5	23.2		



1.5SMCJ-AU SERIES

Part Number		Reverse Stand-off Voltage	Breakdown Voltage		Test Current	Reverse Leakage		Max.Clamp Voltage 10/1000µs	Peak Pulse Current 10/1000µs	Marking Code	
			V _{BR} @ I _T			I _R @ V _{RWM}					
			Min.	Max.		UNI	BI				
UNI	BI	V	V	V	mA	µA	µA	V	A	UNI	BI
1500W Transient Voltage Suppressor											
1.5SMCJ43-AU	1.5SMCJ43C-AU	43	47.8	61	1	1	1	76.7	19.6	GFS	BFS
1.5SMCJ43A-AU	1.5SMCJ43CA-AU	43	47.8	55	1	1	1	69.4	21.6	GFT	BFT
1.5SMCJ45-AU	1.5SMCJ45C-AU	45	50	63	1	1	1	80.3	18.7	GFU	BFU
1.5SMCJ45A-AU	1.5SMCJ45CA-AU	45	50	57.5	1	1	1	72.7	20.6	GFV	BFV
1.5SMCJ48-AU	1.5SMCJ48C-AU	48	53.3	67.5	1	1	1	85.5	17.5	GFW	BFW
1.5SMCJ48A-AU	1.5SMCJ48CA-AU	48	53.3	61.3	1	1	1	77.4	19.4	GFX	BFX
1.5SMCJ51-AU	1.5SMCJ51C-AU	51	56.7	71.8	1	1	1	91.1	18.5	GFY	BFY
1.5SMCJ51A-AU	1.5SMCJ51CA-AU	51	56.7	65.2	1	1	1	82.4	18.2	GFZ	BFZ
1.5SMCJ54-AU	1.5SMCJ54C-AU	54	60	76	1	1	1	96.3	15.6	GGD	BGD
1.5SMCJ54A-AU	1.5SMCJ54CA-AU	54	60	69	1	1	1	87.1	17.2	GGE	BGE
1.5SMCJ58-AU	1.5SMCJ58C-AU	58	64.4	81.6	1	1	1	103	14.6	GGF	BGF
1.5SMCJ58A-AU	1.5SMCJ58CA-AU	58	64.4	74.1	1	1	1	93.6	16	GGG	BGG
1.5SMCJ60-AU	1.5SMCJ60C-AU	60	66.7	84.5	1	1	1	107	14	GGH	BGH
1.5SMCJ60A-AU	1.5SMCJ60CA-AU	60	66.7	76.7	1	1	1	96.8	15.5	GGK	BGK
1.5SMCJ64-AU	1.5SMCJ64C-AU	64	71.1	90.1	1	1	1	114	13.2	GGL	BGL
1.5SMCJ64A-AU	1.5SMCJ64CA-AU	64	71.1	81.8	1	1	1	103	14.6	GGM	BGM
1.5SMCJ70-AU	1.5SMCJ70C-AU	70	77.8	98.6	1	1	1	125	12	GGN	BGN
1.5SMCJ70A-AU	1.5SMCJ70CA-AU	70	77.8	89.5	1	1	1	113	13.3	GGP	BGP
1.5SMCJ75-AU	1.5SMCJ75C-AU	75	83.3	105.7	1	1	1	134	11.2	GGQ	BGQ
1.5SMCJ75A-AU	1.5SMCJ75CA-AU	75	83.3	95.8	1	1	1	121	12.4	GGR	BGR
1.5SMCJ78-AU	1.5SMCJ78C-AU	78	86.7	109.8	1	1	1	139	10.8	GGS	BGS
1.5SMCJ78A-AU	1.5SMCJ78CA-AU	78	86.7	99.7	1	1	1	126	11.4	GGT	BGT
1.5SMCJ85-AU	1.5SMCJ85C-AU	85	94.4	119.2	1	1	1	151	9.9	GGU	BGU
1.5SMCJ85A-AU	1.5SMCJ85CA-AU	85	94.4	108.2	1	1	1	137	10.4	GGV	BGV
1.5SMCJ90-AU	1.5SMCJ90C-AU	90	100	126.5	1	1	1	160	9.4	GGW	BGW
1.5SMCJ90A-AU	1.5SMCJ90CA-AU	90	100	115.5	1	1	1	146	10.3	GGX	BGX
1.5SMCJ100-AU	1.5SMCJ100C-AU	100	111	141	1	1	1	179	8.4	GGY	BGY
1.5SMCJ100A-AU	1.5SMCJ100CA-AU	100	111	128	1	1	1	162	9.3	GGZ	BGZ
1.5SMCJ110-AU	1.5SMCJ110C-AU	110	122	154.5	1	1	1	196	7.7	GHD	BHD
1.5SMCJ110A-AU	1.5SMCJ110CA-AU	110	122	140.5	1	1	1	177	8.4	GHE	BHE
1.5SMCJ120-AU	1.5SMCJ120C-AU	120	133	169	1	1	1	214	7	GHF	BHF
1.5SMCJ120A-AU	1.5SMCJ120CA-AU	120	133	153	1	1	1	193	7.9	GHG	BHG
1.5SMCJ130-AU	1.5SMCJ130C-AU	130	144	182.5	1	1	1	231	6.5	GHH	BHH
1.5SMCJ130A-AU	1.5SMCJ130CA-AU	130	144	165.5	1	1	1	209	7.2	GHK	BHK
1.5SMCJ150-AU	1.5SMCJ150C-AU	150	167	211.5	1	1	1	268	5.6	GHL	BHL
1.5SMCJ150A-AU	1.5SMCJ150CA-AU	150	167	192.5	1	1	1	243	6.2	GHM	BHM
1.5SMCJ160-AU	1.5SMCJ160C-AU	160	178	226	1	1	1	287	5.2	GHN	BHN
1.5SMCJ160A-AU	1.5SMCJ160CA-AU	160	178	205	1	1	1	259	5.8	GHP	BHP
1.5SMCJ170-AU	1.5SMCJ170C-AU	170	189	239.5	1	1	1	304	4.9	GHQ	BHQ
1.5SMCJ170A-AU	1.5SMCJ170CA-AU	170	189	217.5	1	1	1	275	5.5	GHR	BHR
1.5SMCJ180-AU	1.5SMCJ180C-AU	180	198	253.8	1	1	1	322	4.7	GHS	BHS
1.5SMCJ180A-AU	1.5SMCJ180CA-AU	180	198	230.4	1	1	1	292	5.1	GHT	BHT
1.5SMCJ190-AU	1.5SMCJ190C-AU	190	209	267.9	1	1	1	340	4.4	GHU	BHU
1.5SMCJ190A-AU	1.5SMCJ190CA-AU	190	209	243.2	1	1	1	308	4.8	GHV	BHV
1.5SMCJ200-AU	1.5SMCJ200C-AU	200	220	282	1	1	1	358	4.1	GHW	BHW
1.5SMCJ200A-AU	1.5SMCJ200CA-AU	200	220	256	1	1	1	324	4.6	GHX	BHX
1.5SMCJ210-AU	1.5SMCJ210C-AU	210	231	296.1	1	1	1	376	4	GHY	BHY
1.5SMCJ210A-AU	1.5SMCJ210CA-AU	210	231	268.8	1	1	1	340	4.4	GHZ	BHZ
1.5SMCJ220-AU	1.5SMCJ220C-AU	220	242	310.2	1	1	1	394	3.8	GID	BID
1.5SMCJ220A-AU	1.5SMCJ220CA-AU	220	242	281.6	1	1	1	356	4.2	GIE	BIE



1.5SMCJ-AU SERIES

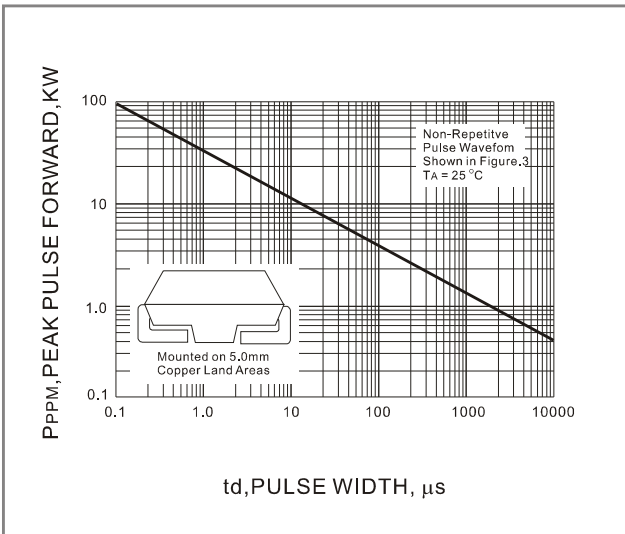


Fig.1 PEAK PULSE POWER RATING CURVE

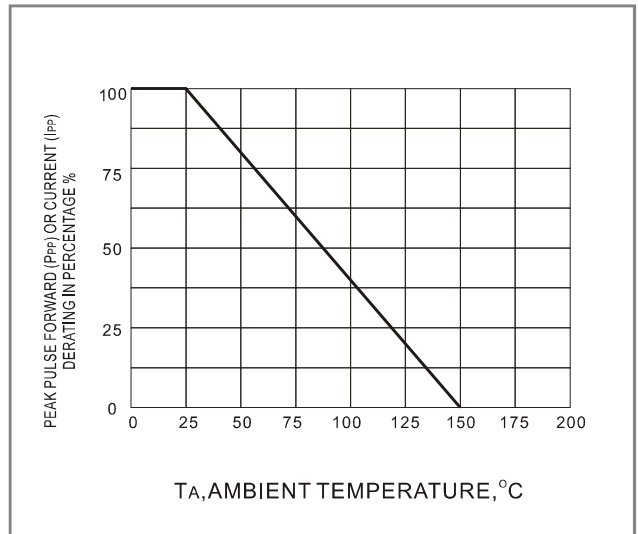


Fig.2 DERATING CURVE

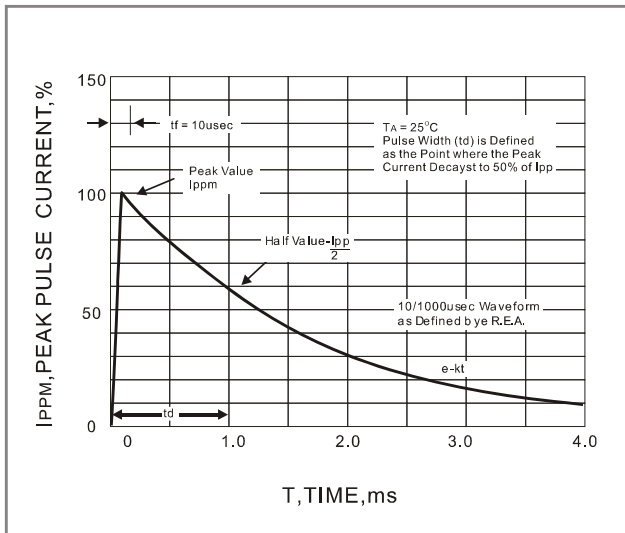


Fig.3 PULSE WAVEFORM

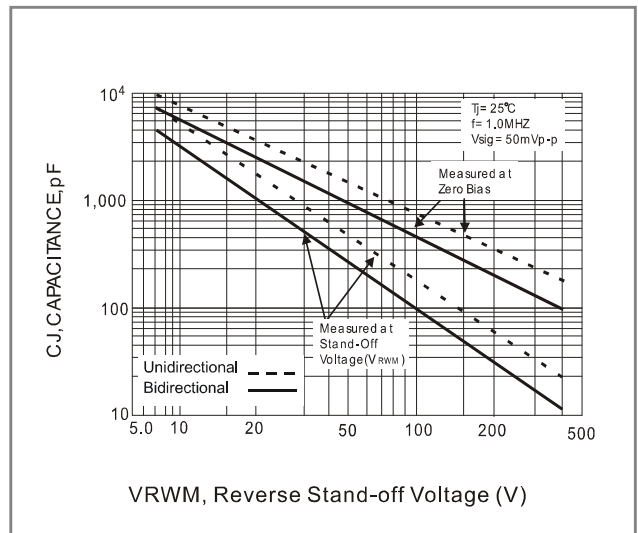


Fig.4 TYPICAL JUNCTION CAPACITANCE

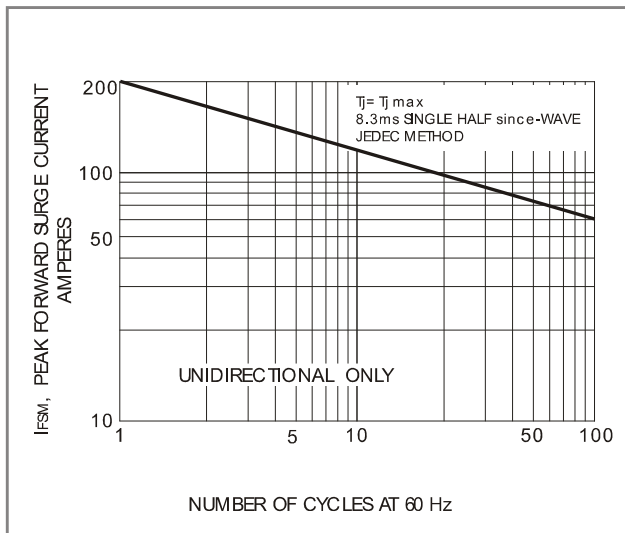


Fig.5 MAXIMUM NON-REPETITIVE PEAK FORWARD SURGE CURRENT UNIDIRECTIONAL

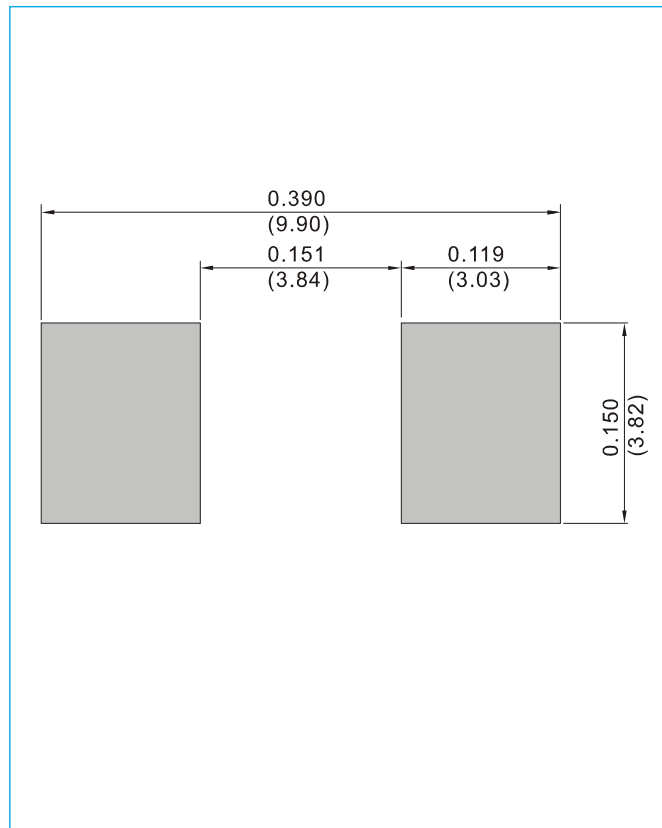


1.5SMCJ-AU SERIES

MOUNTING PAD LAYOUT

SMC / DO-214AB

Unit : inch(mm)



ORDER INFORMATION

- Packing information
T/R - 3K per 13" plastic Reel
T/R - 0.5K per 7" plastic Reel



1.5SMCJ-AU SERIES

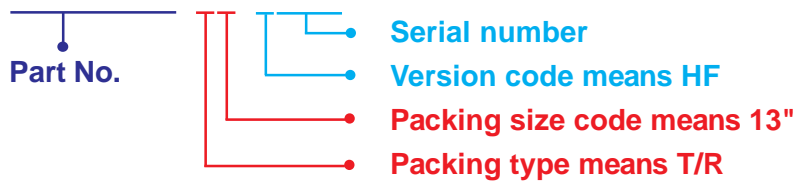
Part No_packing code_Version

1.5SMCJ5.0-AU_R1_000A1

1.5SMCJ5.0-AU_R2_000A1

For example :

RB500V-40_R2_00001



Packing Code XX				Version Code XXXXX		
Packing type	1 st Code	Packing size code	2 nd Code	HF or RoHS	1 st Code	2 nd ~5 th Code
Tape and Ammunition Box (T/B)	A	N/A	0	HF	0	serial number
Tape and Reel (T/R)	R	7"	1	RoHS	1	serial number
Bulk Packing (B/P)	B	13"	2			
Tube Packing (T/P)	T	26mm	X			
Tape and Reel (Right Oriented) (TRR)	S	52mm	Y			
Tape and Reel (Left Oriented) (TRL)	L	PANASERT T/B CATHODE UP (PBCU)	U			
FORMING	F	PANASERT T/B CATHODE DOWN (PBCD)	D			



1.5SMCJ-AU SERIES

Disclaimer

- Reproducing and modifying information of the document is prohibited without permission from Panjit International Inc..
- Panjit International Inc. reserves the rights to make changes of the content herein the document anytime without notification. Please refer to our website for the latest document.
- Panjit International Inc. disclaims any and all liability arising out of the application or use of any product including damages incidentally and consequentially occurred.
- Panjit International Inc. does not assume any and all implied warranties, including warranties of fitness for particular purpose, non-infringement and merchantability.
- Applications shown on the herein document are examples of standard use and operation. Customers are responsible in comprehending the suitable use in particular applications. Panjit International Inc. makes no representation or warranty that such applications will be suitable for the specified use without further testing or modification.
- The products shown herein are not designed and authorized for equipments requiring high level of reliability or relating to human life and for any applications concerning life-saving or life-sustaining, such as medical instruments, transportation equipment, aerospace machinery et cetera. Customers using or selling these products for use in such applications do so at their own risk and agree to fully indemnify Panjit International Inc. for any damages resulting from such improper use or sale.
- Since Panjit uses lot number as the tracking base, please provide the lot number for tracking when complaining.

单击下面可查看定价，库存，交付和生命周期等信息

[>>Panjit\(强茂\)](#)