

## Data Sheet

Customer :

Product : High Power Thin Film Chip Resistors – ARP Series

Size: 1206

Issued Date: 23-Apr-21

Edition : REV.A



VIKING TECH CORPORATION  
光韻科技股份有限公司

No.70, Guangfu N. Rad.,  
Hsin Chu Industrial Park,  
Hukou Hsiang, Hsin Chu Hsien,  
303, Taiwan

TEL:886-3-5972931

FAX:886-3-5972935•886-3-5973494

E-mail:sales@viking.com.tw

VIKING TECH CORPORATION KAOHSIUNG BRANCH  
光韻科技股份有限公司高雄分公司

No.248-3, Sin-Sheng Rd., Cian-Jhen Dist., Kaohsiung,  
806, Taiwan

TEL:886-7-8217999

FAX:886-7-8228229

E-mail:sales@viking.com.tw

Viking Electronics (WUXI) CO., LTD.  
光韻電子(無錫)有限公司

No.1A,(Xixia Road),Machinery & Industry Park,  
National Hi-Tech Industrial Development Zone of  
Wuxi, Wuxi, Jiangsu Province, China

Zip Code:214028

TEL:86-510-85203339

FAX:86-510-85203667•86-510-85203977

E-mail:wuxisales@tmtec.com.tw

Produced by (QC)	Checked (QC)	Approved by (QC)	Prepared by (Sales)	Accepted by (Customer)
23-Apr-21	23-Apr-21	23-Apr-21		
<b>Chun</b>	<b>Ben Chang</b>	<b>Ben Chang</b>		

## High Power Thin Film Chip Resistors (ARP Series)



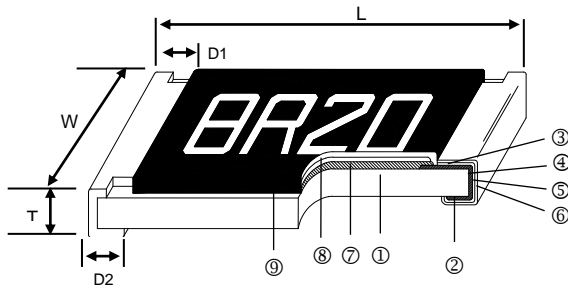
### ■Features

- Wider bottom terminal enabling higher power capability (short side terminal)
- Significantly larger power handling capability than existing same size resistors
- Size: 1206, Power rating: 1.0W, Resistance range: 10 ~ 100KΩ
- AEC-Q200 Compliance
- Advanced sulfur resistance verified according to ASTM B 809

### ■Applications

- Power source related devises
- DC motors, inverters
- Robotics, Industrial control system

### ■Construction



① Alumina Substrate	④ Edge Electrode	⑦ Resistor Layer
② Bottom Electrode	⑤ Barrier Layer	⑧ Overcoat
③ Top Electrode	⑥ External Electrode	⑨ Marking

### ■Dimensions

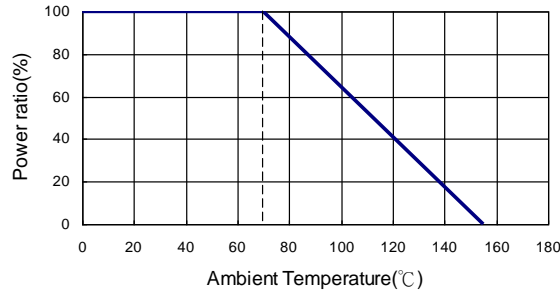
Unit: mm

Type	Size (Inch)	L	W	T	D1	D2	Weight (g) (1000pcs)
ARP06	1206	3.05±0.15	1.55±0.15	0.55±0.10	0.42±0.20	1.10±0.20	9.02

### ■Part Numbering

ARP	06	B	T	C		1001	N
Product Type	Dimensions (L×W)	Resistance Tolerance	Packaging Code	TCR (PPM/°C)	Power Rating	Resistance	Marking Code
	06: 1206	B: ±0.1% D: ±0.5% F: ±1%	T: Taping Reel B: Bulk	C: ±25 D: ±50	: Standard	0100: 10Ω 10R2: 10.2Ω 1000: 100Ω 1001: 1KΩ 1003: 100KΩ	: Standard Marking for E96 / E24 N: No Marking

**Derating Curve**



**Standard Electrical Specifications**

Type	Item	Power Rating at 70°C	Operating Temp. Range	Max. Operating Voltage	Max. Overload Voltage	Resistance Range			TCR (PPM/°C)
						±0.1%	±0.5%	±1%	
1206	1W	-55 ~ +155°C	200V	400V	47Ω – 100KΩ			±25	
					47Ω – 100KΩ	10Ω – 100KΩ	±50		

Operating Voltage= $\sqrt{P \cdot R}$  or Max. operating voltage listed above, whichever is lower.  
 Overload Voltage= $2.5 \cdot \sqrt{P \cdot R}$  or Max. overload voltage listed above, whichever is lower.  
 ■Viking is capable of manufacturing the optional spec based on customer's requirement.

**Environmental Characteristics**

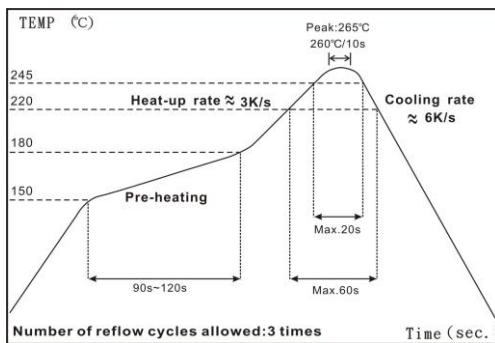
Item	Requirement	Test Method
Temperature Coefficient of Resistance (T.C.R.)	As Spec.	<b>MIL-STD-202 Method 304</b> +25/-55/+25/+125/+25°C
Short Time Overload	<47Ω ΔR±0.4% ; ≥47Ω ΔR±0.2%	<b>JIS-C-5201-1 4.13</b> RCWV*2.5 or Max. overload voltage whichever is lower for 5 seconds
Insulation Resistance	>1000 MΩ	<b>MIL-STD-202 Method 302</b> Apply 100V <sub>DC</sub> for 1 minute
Endurance	<47Ω ΔR±0.5% ; ≥47Ω ΔR±0.25%	<b>MIL-STD-202 Method 108</b> 70±2°C, RCWV for 1000 hrs with 1.5 hrs "ON" and 0.5 hrs "OFF"
High Temperature Exposure	<47Ω ΔR±0.25% ; ≥47Ω ΔR±0.1%	<b>MIL-STD-202 Method 108</b> at +155°C for 1000 hrs
Biased Humidity	<47Ω ΔR±0.25% ; ≥47Ω ΔR±0.1%	<b>MIL-STD-202 Method 103</b> 1000 hrs 85°C/85%RH 10% of operating power
Temperature Cycling	<47Ω ΔR±0.25% ; ≥47Ω ΔR±0.1%	<b>JESD22 Method JA-104</b> -55°C to +125°C, 1000 cycles
Bending Strength (Board Flex)	ΔR±0.1%	<b>JIS-C-5201-1 4.33</b> Bending once for 60 seconds Bending displacement: 0805 sizes: 3 mm

Solderability	95% min. coverage	<b>JIS-C-5201-1 4.17</b> <b>IEC-60115-1 4.17</b> 245±5°C for 3 seconds
Resistance to Soldering Heat	<47Ω ΔR±0.25% ; ≥47Ω ΔR±0.1%	<b>JIS-C-5201-1 4.18</b> <b>IEC-60115-1 4.18</b> 260±5°C for 10 seconds
Terminal strength	No broken	<b>AEC-Q200-006</b> Force of 1.8kg for 60 seconds.
Mechanical Shock	ΔR±0.1%	<b>MIL-STD-202 Method 213</b> Wave Form: Tolerance for half sine shock pulse. Peak value is 100g's. Normal duration (D) is 6.
Vibration	ΔR±0.1%	<b>MIL-STD-202 Method 204</b> 5 g's for 20 min., 12 cycles each of 3 orientations, 10-2000 Hz
ESD	ΔR±0.5%	<b>AEC-Q200-002</b> Human body model 1206 : 1KV
Resistance to solvents	Marking Unsmearred	<b>MIL-STD-202 Method 215</b> Add Aqueous wash chemical - OKEM Clean or equivalent. Do not use banned solvents.
Flammability	No ignition of the tissue paper or scorching or the pinewood board	<b>UL-94</b> V-0 or V-1 are acceptable. Electrical test not required.
Sulfur Test	ΔR±1%	<b>ASTM-B-809-95 Modified</b> 105±2 °C no power rating for 750 hrs.

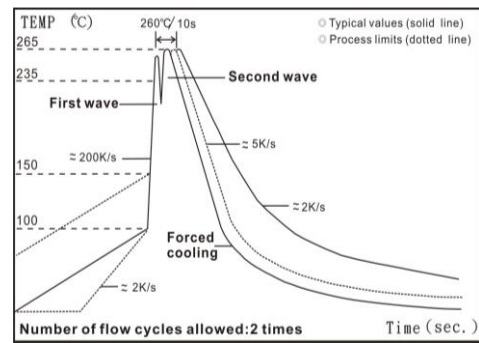
RCWV(Rated continuous working voltage)= √(P\*R) or Max. Operating voltage whichever is lower

■ Storage Temperature: 15~28°C; Humidity < 80%RH

**■ Soldering Condition**



IR Reflow Soldering



Wave Soldering (Flow Soldering)

- (1) Time of IR reflow soldering at maximum temperature point 260°C : 10s
- (2) Time of wave soldering at maximum temperature point 260°C : 10s
- (3) Time of soldering iron at maximum temperature point 410°C : 5s

**■ Marking**

1206 4digit marking

Example

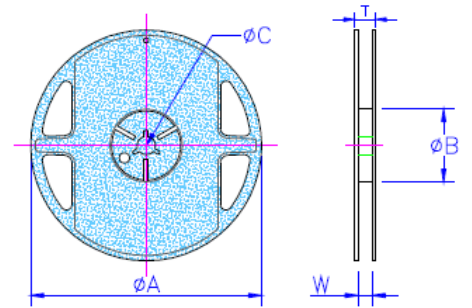
Resistance	100Ω	2.2KΩ	10KΩ	49.9KΩ	100KΩ
marking	1000	2201	1002	4992	1003

**■Packaging**

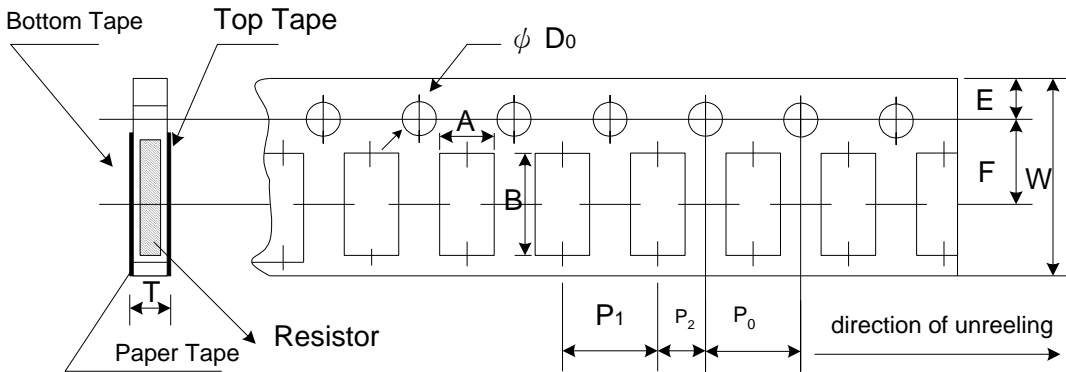
Packing Quantity & Reel Specifications

Unit :mm

Type	ØA	ØB	ØC	W	T	Paper Tape (EA)	Emboss Plastic Tape (EA)
ARP06	178.0±1.0	60.0±1.0	13.5±0.7	9.5±1.0	11.5±1.0	5,000	-



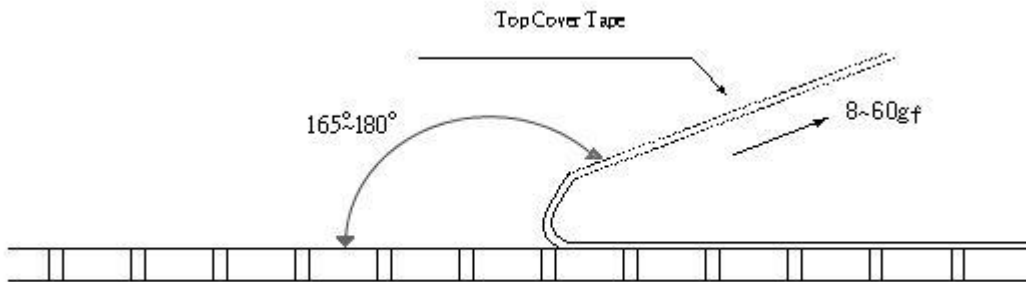
Paper Tape Specifications



Unit: mm

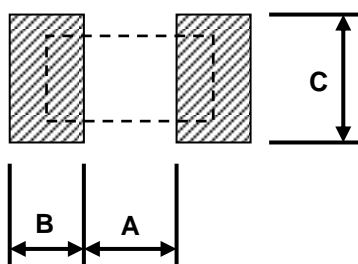
Type	A	B	W	E	F	P <sub>0</sub>	P <sub>1</sub>	P <sub>2</sub>	ΦD <sub>0</sub>	T
ARP06	2.00±0.05	3.55±0.05	8.00±0.10	1.75±0.05	3.5±0.05	4.00±0.10	4.00±0.10	2.00±0.05	1.55±0.05	0.75±0.05

- Peel force of top cover tape
- The peel speed shall be about 300mm/min±5%
- The peel force of top cover tape shall be between 8gf to 60gf



**■Recommend Land Pattern**

Unit: mm



Type	A	B	C
1206	0.8	1.90	1.80

- Please design the land pattern considering heat dissipation to the board so that the terminal temperature will not exceed 155°C.

单击下面可查看定价，库存，交付和生命周期等信息

[>>VIKING\(光颧\)](#)