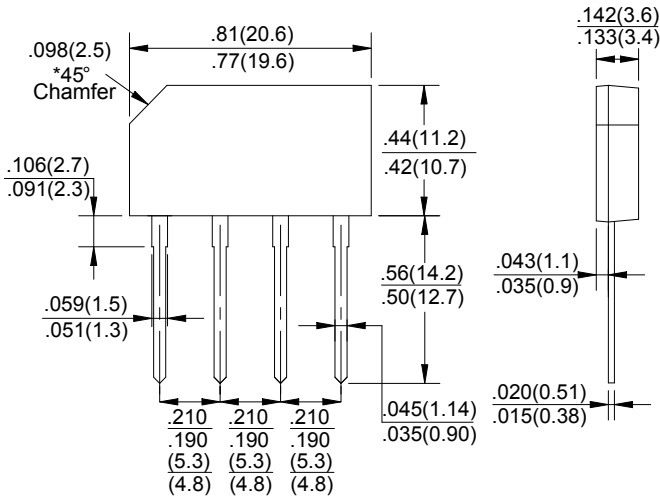


## GLASS PASSIVATED BRIDGE RECTIFIERS

REVERSE VOLTAGE - 50 to 1000Volts

FORWARD CURRENT - 4.0Amperes



Dimensions in millimeters

### Package: GBL

### FEATURES

- Surge overload rating - 125 amperes peak
- Ideal for printed circuit board
- Plastic material has underwriters laboratory flammability classification 94V-0
- Mounting position: Any
- Weight: 0.076 ounces , 2.15 grams

### MAXIMUM RATINGS AND ELECTRICAL CHARACTERISTICS

Rating at 25°C ambient temperature unless otherwise specified. Single phase, half wave ,60Hz, resistive or inductive load. For capacitive load, derate current by 20%

CHARACTERISTICS	SYMBOL	GBL	GBL	GBL	GBL	GBL	GBL	GBL	UNIT
		4005	401	402	404	406	408	410	
Maximum Recurrent Peak Reverse Voltage	V <sub>RRM</sub>	50	100	200	400	600	800	1000	V
Maximum RMS Bridge Input Voltage	V <sub>RMS</sub>	35	70	140	280	420	560	700	V
Maximum DC Blocking Voltage	V <sub>DC</sub>	50	100	200	400	600	800	1000	V
Maximum Average Forward Rectified Output Current @ T <sub>A</sub> =50°C (Note1)	I <sub>(AV)</sub>	4.0							A
Peak Forward Surge Current 8.3ms Single Half Sine-Wave Super Imposed on Rated Load	I <sub>FSM</sub>	125							A
Maximum Forward Voltage Drop Per Bridge Element at 4.0A Peak	V <sub>F</sub>	1.1							V
Maximum Reverse Current at Rated DC Blocking Voltage	I <sub>R</sub>	10.0							uA
Maximum Reverse Current at Rated DC Blocking Voltage @ T <sub>A</sub> =150°C	I <sub>R</sub>	1.0							mA
Operating Temperature Range	T <sub>J</sub>	-55 to +150							°C
Storage Temperature Range	T <sub>STG</sub>	-55 to +150							°C

Note:1.Mounting conditions,0.5" lead length maximum.



# GBL4005 thru GBL410

## GLASS PASSIVATED BRIDGE RECTIFIERS RATING AND CHARACTERISTIC CURVES

FIG.1-MAXIMUM NON-REPETITIVE SURGE CURRENT

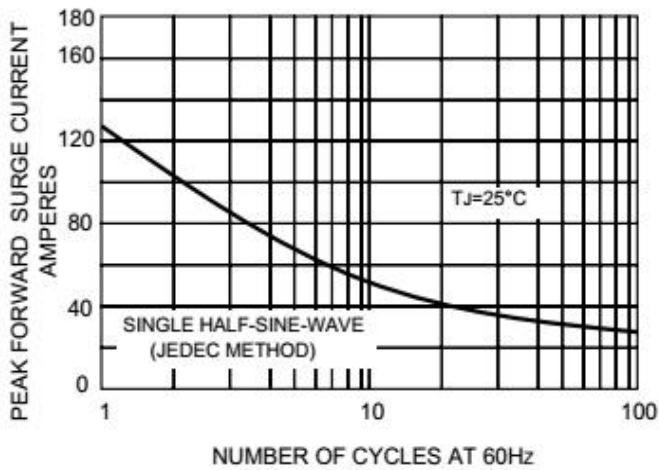


FIG.2-FORWARD DERATING CURRENT

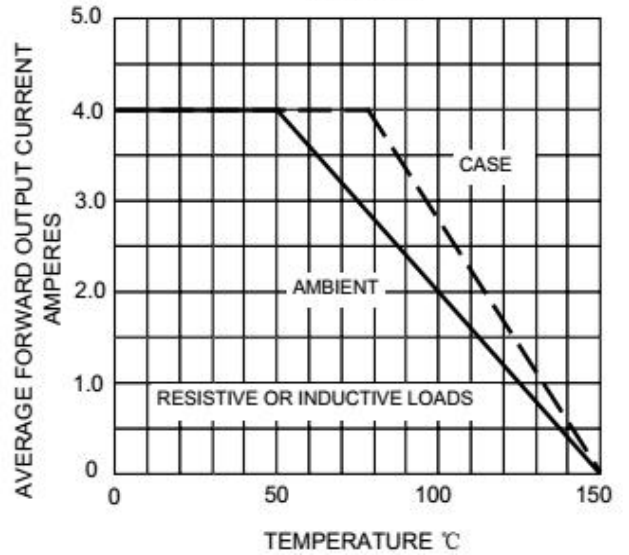


FIG.3-TYPICAL FORWARD CHARACTERISTICS

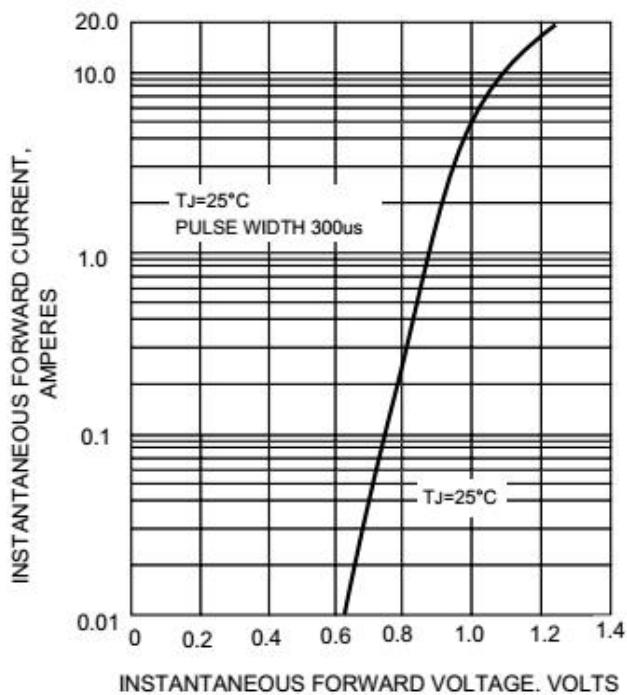
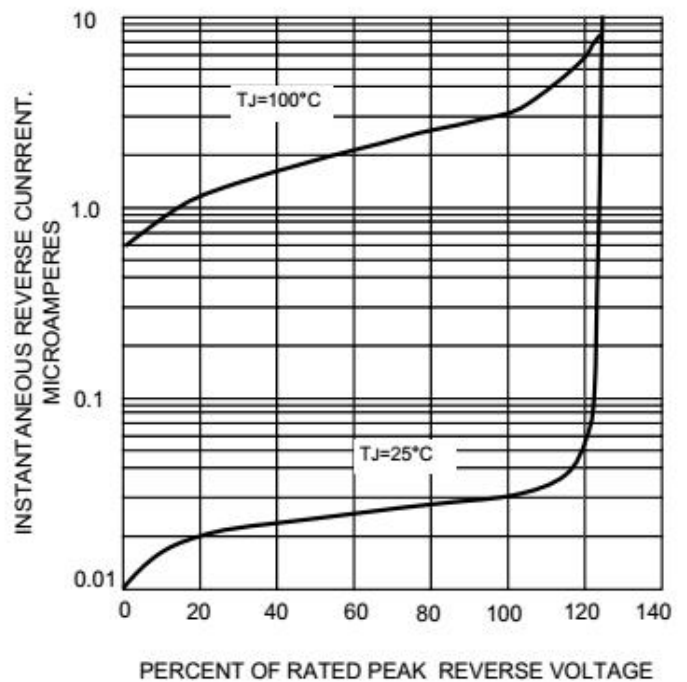


FIG.4-TYPICAL REVERSE CHARACTERISTICS



单击下面可查看定价，库存，交付和生命周期等信息

[>>SEP\(威旺\)](#)