

产品承认书

SPECIFICATION FOR APPROVAL

版本: REV. A0

客户
Customer : _____
客户料号
Customer's P/N : _____
品名
Description : **AXIAL FIXED INDUCTOR**
产品型号
CENKER P/N : **HXL0514 Series**
图纸编号
Drawing No. : **SP-HXA006-S06**
产品编号
Product code. : _____

出图		
DRAWING		
制表	审核	批准
Prepared By	Checked By	Approved By
王亮	龙梅	梁峰
DATE	2016-7-29	

承认	
CUSTOMER APPROVAL	
DATE:	

厦门华信安电子科技有限公司

XIAMEN SINO FAITH ELECTRONIC TECHNOLOGY CO.,LTD

地址:厦门市翔安区翔岳路25号东北栋

Address: Xiang'an District, Xiamen Xiang Yue Road on the 25th Northeast ,China



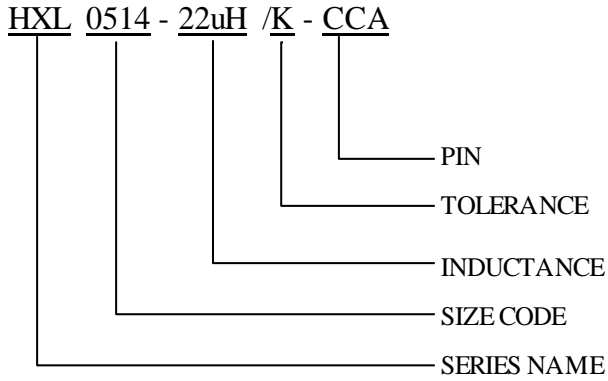
TEL: 0592-6301603 FAX: 0592-5205265

SPECIFICATION FOR APPROVAL

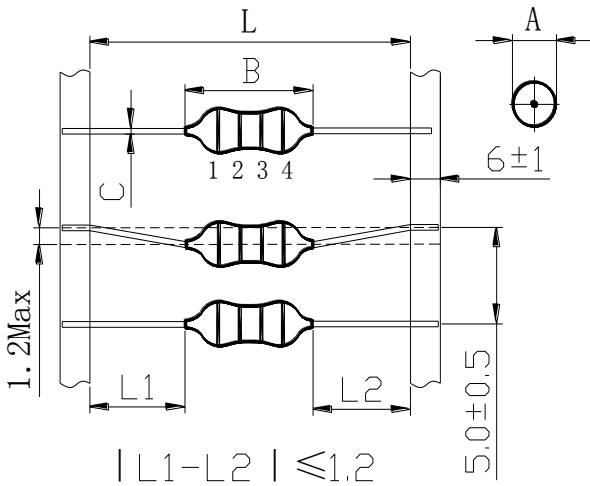
**RoHS
COMPLIANT**

CUSTOMER		CUSTOMER P/N		PAGE
DESCRIPTION	AXIAL FIXED INDUCTOR	DRAWING No.	SP-HXA006-S06	3
CENKER P/N	HXL0514 Series	ISSUE DATE	2016-7-29	VERSION
				A0

1. PRODUCTS IDENTIFICATION



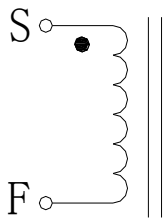
2. DIMENSIONS(UNIT: mm)



A	Ø5.0 Max
	Ø5.5 Max(≤68uH)
B	14.0 Max
	15.0 Max(≤68uH)
C	Ø0.65 ±0.05
L	52.4 ±1.5

***Minimum insertion pitch: 17.5mm**

3. CIRCUIT



4. TEMPERATURE RANGE

Operating Temperature: -25°C ~ +85°C, Storage Temperature: -25°C ~ +85°C.

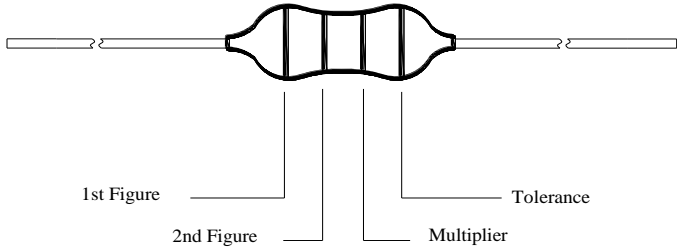
厦门华信安电子科技有限公司 XIAMEN SINO FAITH ELECTRONIC TECHNOLOGY CO.,LTD		PREPARED	CHECKED	APPROVED
 TEL: 0592-6301603 FAX: 0592-5205265 地址:厦门市翔安区翔岳路25号东北栋		王亮	龙梅	梁峰

SPECIFICATION FOR APPROVAL

**RoHS
COMPLIANT**

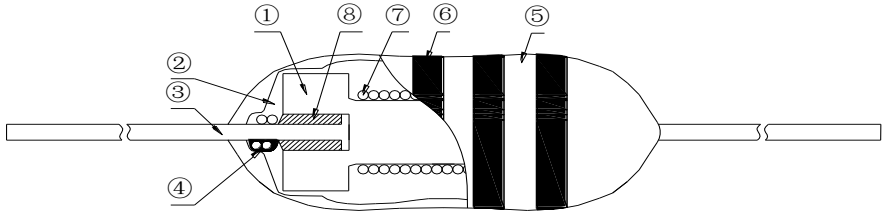
CUSTOMER		CUSTOMER P/N		PAGE
DESCRIPTION	AXIAL FIXED INDUCTOR	DRAWING No.	SP-HXA006-S06	4
CENKER P/N	HXL0514 Series	ISSUE DATE	2016-7-29	VERSION A0

5. MARKING



Color	Nominal Inductance(uH)			
	1st Figure	2nd Figure	Multiplier	Tolerance
Black	0		×1	±20%
Brown	1		×10	—
Red	2		×100	—
Orange	3		×1000	—
Yellow	4		—	—
Green	5		—	—
Blue	6		—	—
Violet	7		—	—
Gray	8		—	—
White	9		—	—
Gold	—		×0.1	±5%
Silver	—		×0.01	±10%

6. CONSTRUCTION



7. MATERIAL LIST

No.	Material	Specification	Supply's name	Remark
1	Core	Ferrite Core DR4.0*10	6001	
2	Under-Coating Resin	BUTADIENE RESIN UV	6051/6102	
3	Pin	CCA Ø0.64mm	6029	
4	Solder	Sn99.3-Cu0.7	6050	
5	Over-Coating Resin	EPOXY RESIN	6051/6102	
6	Color-Coating Resin	MELAMINE RESIN	6051/6102	
7	Wire	COPPER WIRE PLATED TIN 100%	6030	UL No.:E344055
8	Glue	J-600	5163	

厦门华信安电子科技有限公司 XIAMEN SINO FAITH ELECTRONIC TECHNOLOGY CO.,LTD  TEL: 0592-6301603 FAX: 0592-5205265 地址:厦门市翔安区翔岳路25号东北栋		PREPARED 王亮	CHECKED 龙梅	APPROVED 梁峰
--	--	--------------------	-------------------	--------------------

SPECIFICATION FOR APPROVAL

RoHS
COMPLIANT

CUSTOMER		CUSTOMER P/N		PAGE
DESCRIPTION	AXIAL FIXED INDUCTOR	DRAWING No.	SP-HXA006-S06	5
CENKER P/N	HXL0514 Series	ISSUE DATE	2016-7-29	VERSION
				A0

8. ELECTRICAL REQUIREMENTS

Customer P/N	PART NO.	Inductance (uH)	Inductance Test Freq. [MHz]	Q (Min)	Q Test Freq. [MHz]	DCR [Ω] (Max)	SRF [MHz] (Ref)	Isat. [mA] (Max)	Irms. [mA] (Max)
	HXL0514-1.0uH/M	1.0 \pm 20%	7.96	10	7.96	0.022	300	5600	3800
	HXL0514-1.2uH/M	1.2 \pm 20%	7.96	10	7.96	0.024	260	5500	3700
	HXL0514-1.5uH/M	1.5 \pm 20%	7.96	10	7.96	0.026	250	5000	3600
	HXL0514-1.8uH/M	1.8 \pm 20%	7.96	10	7.96	0.029	240	4700	3100
	HXL0514-2.2uH/M	2.2 \pm 20%	7.96	10	7.96	0.031	220	4500	2900
	HXL0514-2.7uH/M	2.7 \pm 20%	7.96	10	7.96	0.034	195	4000	2700
	HXL0514-3.3uH/M	3.3 \pm 20%	7.96	10	7.96	0.038	155	3400	2600
	HXL0514-3.9uH/M	3.9 \pm 20%	7.96	10	7.96	0.040	115	3100	2500
	HXL0514-4.7uH/M	4.7 \pm 20%	7.96	10	7.96	0.044	85	2800	2400
	HXL0514-5.6uH/M	5.6 \pm 20%	7.96	10	7.96	0.048	55	2600	2100
	HXL0514-6.8uH/M	6.8 \pm 20%	7.96	10	7.96	0.051	50	2400	2000
	HXL0514-8.2uH/M	8.2 \pm 20%	7.96	10	7.96	0.056	38	2200	1950
	HXL0514-10uH/K	10 \pm 10%	7.96	10	7.96	0.062	24	2100	1900
	HXL0514-12uH/K	12 \pm 10%	2.52	10	2.52	0.076	18	1800	1800
	HXL0514-15uH/K	15 \pm 10%	2.52	10	2.52	0.088	16	1700	1700
	HXL0514-18uH/K	18 \pm 10%	2.52	10	2.52	0.11	15	1600	1600
	HXL0514-22uH/K	22 \pm 10%	2.52	10	2.52	0.13	14	1400	1550
	HXL0514-27uH/K	27 \pm 10%	2.52	10	2.52	0.14	13	1300	1300
	HXL0514-33uH/K	33 \pm 10%	2.52	10	2.52	0.20	11	1200	1200
	HXL0514-39uH/K	39 \pm 10%	2.52	10	2.52	0.22	10	1100	1000
	HXL0514-43uH/K	43 \pm 10%	2.52	10	2.52	0.28	9.5	1000	950
	HXL0514-47uH/K	47 \pm 10%	2.52	10	2.52	0.28	9.5	1000	950
	HXL0514-56uH/K	56 \pm 10%	2.52	10	2.52	0.30	8	900	900
	HXL0514-68uH/K	68 \pm 10%	2.52	10	2.52	0.34	7.5	800	800
	HXL0514-82uH/K	82 \pm 10%	2.52	10	2.52	0.385	7	700	750
	HXL0514-100uH/K	100 \pm 10%	2.52	10	2.52	0.48	6.5	700	700
	HXL0514-120uH/K	120 \pm 10%	0.796	15	0.796	0.595	5	600	600
	HXL0514-150uH/K	150 \pm 10%	0.796	15	0.796	0.90	4.5	550	500
	HXL0514-180uH/K	180 \pm 10%	0.796	15	0.796	1.10	4	500	400
	HXL0514-220uH/K	220 \pm 10%	0.796	15	0.796	1.25	3.8	440	390
	HXL0514-270uH/K	270 \pm 10%	0.796	15	0.796	1.85	3.5	420	330
	HXL0514-330uH/K	330 \pm 10%	0.796	15	0.796	2.10	3.0	380	310

厦门华信安电子科技有限公司 XIAMEN SINO FAITH ELECTRONIC TECHNOLOGY CO., LTD TEL: 0592-6301603 FAX: 0592-5205265  地址: 厦门市翔安区翔岳路25号东北栋	PREPARED	CHECKED	APPROVED
	王亮	龙梅	梁峰

SPECIFICATION FOR APPROVAL

**RoHS
COMPLIANT**

CUSTOMER		CUSTOMER P/N		PAGE
DESCRIPTION	AXIAL FIXED INDUCTOR	DRAWING No.	SP-HXA006-S06	6
CENKER P/N	HXL0514 Series	ISSUE DATE	2016-7-29	VERSION
				A0

8. ELECTRICAL REQUIREMENTS

Customer P/N	PART NO.	Inductance (uH)	Inductance Test Freq. [MHz]	Q (Min)	Q Test Freq. [MHz]	DCR [Ω] (Max)	SRF [MHz] (Ref)	Isat. [mA] (Max)	Irms. [mA] (Max)
	HXL0514-390uH/K	390 \pm 10%	0.796	15	0.796	2.28	2.8	340	300
	HXL0514-470uH/K	470 \pm 10%	0.796	15	0.796	3.22	2.5	320	280
	HXL0514-560uH/K	560 \pm 10%	0.796	15	0.796	3.85	2.2	290	270
	HXL0514-680uH/K	680 \pm 10%	0.796	15	0.796	4.00	2.1	260	240
	HXL0514-820uH/K	820 \pm 10%	0.796	15	0.796	5.00	2.0	250	230
	HXL0514-1.0mH/K	1000 \pm 10%	0.252	15	0.252	5.80	1.8	220	190
	HXL0514-1.2mH/K	1200 \pm 10%	0.252	15	0.252	7.10	1.6	200	180
	HXL0514-1.5mH/K	1500 \pm 10%	0.252	15	0.252	7.80	1.5	190	170
	HXL0514-2.2mH/K	2200 \pm 10%	0.252	35	0.252	20.0	1.0	140	140
	HXL0514-3.3mH/K	3300 \pm 10%	0.252	35	0.252	27.0	0.8	130	120
	HXL0514-4.7mH/K	4700 \pm 10%	0.252	30	0.252	30.0	0.7	120	100
	HXL0514-5.6mH/K	5600 \pm 10%	0.252	15	0.252	30.0	0.5	100	90
	HXL0514-6.8mH/K	6800 \pm 10%	0.252	15	0.252	30.0	0.4	90	80
	HXL0514-8.2mH/K	8200 \pm 10%	0.252	15	0.252	37.5	0.4	80	70
	HXL0514-10mH/K	10000 \pm 10%	79.6k	15	79.6k	42.0	0.4	70	60

- (1) Isat: DC current at which the inductance drops approximate 10% from its value without current;
 (2) Irms: DC current that causes the temperature rise ($\Delta T \leq 40^\circ\text{C}$) from 25 $^\circ\text{C}$ ambient.

厦门华信安电子科技有限公司 XIAMEN SINO FAITH ELECTRONIC TECHNOLOGY CO., LTD TEL: 0592-6301603 FAX: 0592-5205265  地址: 厦门市翔安区翔岳路25号东北栋	PREPARED	CHECKED	APPROVED
	王亮	龙梅	梁峰

SPECIFICATION FOR APPROVAL

**RoHS
COMPLIANT**

CUSTOMER		CUSTOMER P/N		PAGE
DESCRIPTION	AXIAL FIXED INDUCTOR	DRAWING No.	SP-HXA006-S06	7
CENKER P/N	HXL0514 Series	ISSUE DATE	2016-7-29	VERSION A0

9. TEST EQUIPMENT AND TEST CONDITION

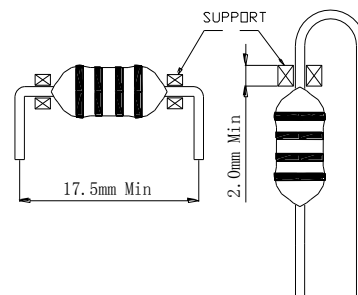
- (1) Inductance: HP 4284A/HM 9481;
- (2) Q: HP 4284A/HM 9481;
- (3) DCR: CH 502A/CH 502BC/E34420A;
- (4) SRF: HM 9461;
- (5) Isat./Irms.: HP 4284A+HP 42841A/CD 1068+CD 1320.
- (6) Test Condition: at 25°C,75%H.

10. WARNING FOR LEAD WIRE FORMING

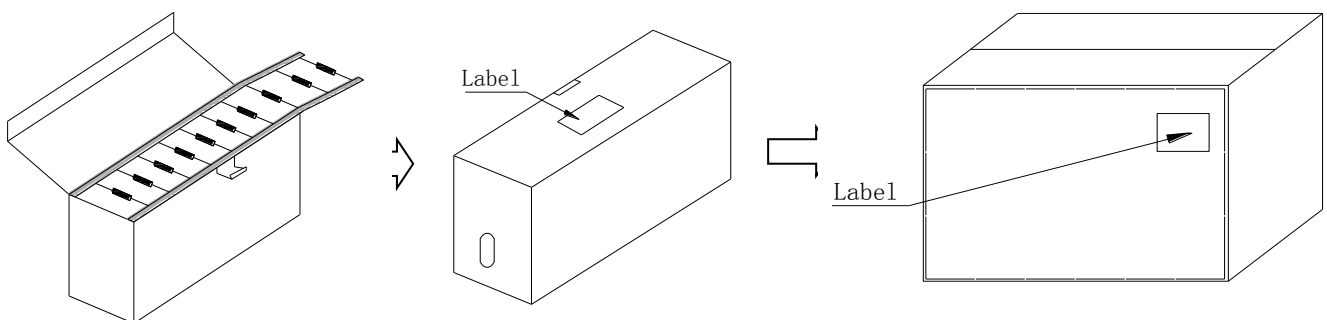
This Inductor is using drum type core and wrapping wire at the both ends of the core. An inadequate lead wire forming process may cause open circuit and/or damage the body. Please comply with the following instruction when you bend the lead wire. When you execute a lead wire forming process by yourself.

Please apply supporting jigs as below:

(Minimum insertion pitch: 17.5mm Min)



11. PACKING (UNIT: mm)



	Dimension	Quantity(Pcs)
Box	255*69*85	1,000
Carton	438*278*267	18,000

厦门华信安电子科技有限公司 XIAMEN SINO FAITH ELECTRONIC TECHNOLOGY CO.,LTD TEL: 0592-6301603 FAX: 0592-5205265 地址:厦门市翔安区翔岳路25号东北栋 	PREPARED	CHECKED	APPROVED
	王亮	龙梅	梁峰

SPECIFICATION FOR APPROVAL

**RoHS
COMPLIANT**

CUSTOMER		CUSTOMER P/N		PAGE
DESCRIPTION	AXIAL FIXED INDUCTOR	DRAWING No.	SP-HXA006-S06	8
CENKER P/N	HXL0514 Series	ISSUE DATE	2016-7-29	VERSION A0

12. RELIABILITY

* GENERAL CHARACTERISTICS

STANDARD TESTING CONDITIONS:

UNLESS OTHERWISE SPECIFIED, THE STANDARD RANGE OF ATMOSPHERIC CONDITIONS FOR MEASUREMENTS AND TESTS ARE AS FOLLOWS: AMBIENT TEMPERATURE: 15°C ~ 35°C. RELATIVE HUMIDITY: 25% ~ 85%. AIR PRESSURE: 86kPa ~ 106kPa.

No.	Items	Test Methods	Requirements
1	Lead terminal strength	A static pulling force of 5N in a direction parallel to the lead terminals for 60±5 seconds.	No terminal breakage or loosening.
2	Resistance to soldering heat test	Fix the samples on a 1.6mm thickness PCB, then dip the sample leads into a soldering bath of 260±5°C up to the PCB for 5±1 seconds.	No significant abnormality in appearance. Deviation relative to initial value: L: Within +10%
3	Solder ability test	Immerse the terminal in flux for 5 seconds. Then dip the terminal into a soldering bath of 245±5°C for 2±0.5 seconds.	At least 90% of terminal electrode is covered by new solder.
4	Humidity test	Temperature : 40°C ±2°C Humidity : 90% ~ 95% RH Duration : 96±4 Hours	No significant abnormality in appearance. Deviation relative to initial value: L: Within ±10%
5	High temperature storage test	Temperature : 85°C ±2°C Duration : 96±4 Hours	
6	Low temperature storage test	Temperature : -25°C ±2°C Time : 96±4 Hours	
7	Thermal shock test	First -25±5°C for 30±3 minutes, last 85±5°C 30±3 minutes as 1 cycles. Go through 10 cycles.	

厦门华信安电子科技有限公司 XIAMEN SINO FAITH ELECTRONIC TECHNOLOGY CO.,LTD  TEL: 0592-6301603 FAX: 0592-5205265 地址: 厦门市翔安区翔岳路25号东北栋		PREPARED 王亮	CHECKED 龙梅	APPROVED 梁峰
---	--	----------------	---------------	----------------

单击下面可查看定价，库存，交付和生命周期等信息

[>>ISND\(华信安\)](#)