D1RFRD006

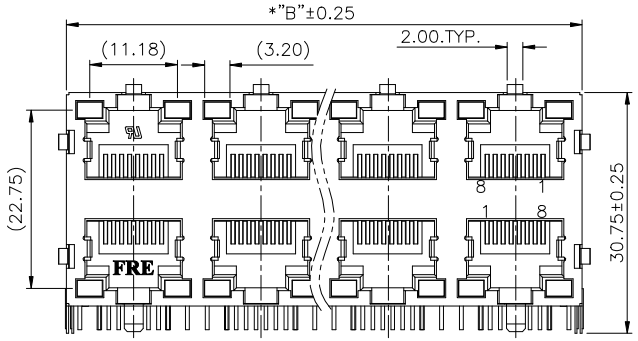

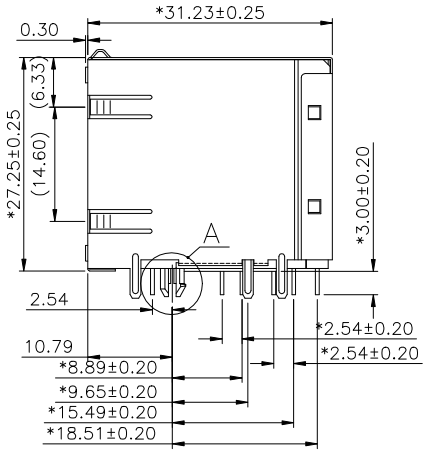

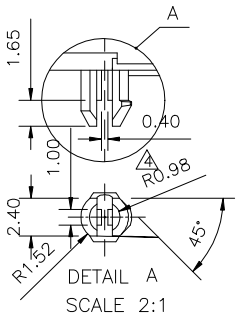

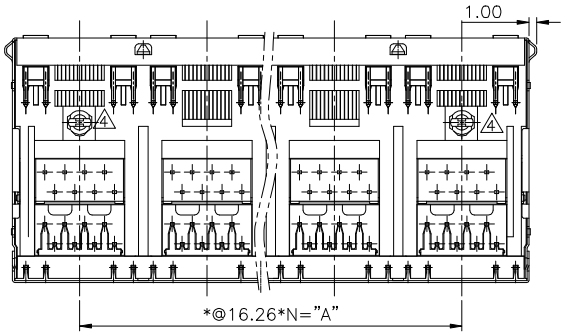

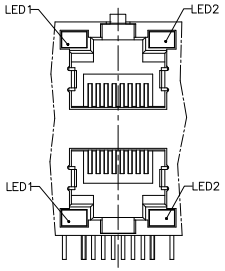

LED LAYOUT

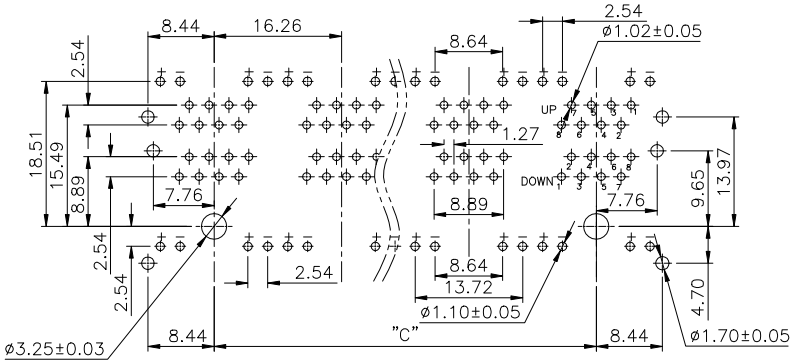

PC Board Layout example
Component Side Shown

PORTS	N	A±0.25	B±0.25	C±0.05
8	7	113.82	130.95	113.82
6	5	81.30	98.43	81.30
4	3	48.78	65.91	48.78
3	2	32.52	49.45	32.52
2	1	16.26	33.39	16.26

NOTES:

ELECTRICAL:
1. VOLTAGE RATING : 125 VAC RMS.
2. CURRENT RATING : 1.5 AMP.
3. CONTACT RESISTANCE : 50 MILLIOHMS MAX.
4. INSULATION RESISTANCE: 1000 MEGOHMS MIN @ 500 VDC.
5. DIELECTRIC STRENGTH : 1000 VAC RMS 60Hz, 1MIN.

MECHANICAL:
1. HOUSING MATERIAL : GLASS FILLED POLYESTER OR FR52 UL94V-0. 6
2. CONTACT MATERIAL : PHOSPHOR BRONZE
3. PLATING : 1: CONTACT AREA- SELECTIVE GOLD PLATING.
   2: TAILS- 150u" TIN-LEAD MIN OVER 50u" NICKEL. GOLD PLATING OVER NICKEL. 6
4. OPERATING LIFE : 750 CYCLES MIN.
5. PCB RETENTION PRE-SOLDER : 1 LB MIN.
6. PCB RETENTION POST-SOLDER: 10 LBS MIN.
7. LED SIZE : 3.2*2.0*4.0*P=2.29mm

ENVIRONMENTAL:
1. STORAGE : -40°C TO +85°C.
2. OPERATION: 0°C TO 70°C.

MATES WITH MODULAR PLUG CONFORMING TO FCC PART 68, SUBPART F.

CUL FILE No:E163191

W/ TIN PART NUMBER: E5J88-X4XXXX 1
- A-LED1:GREEN, LED2:GREEN
- B-LED1:GREEN, LED2:ORANGE
- C-LED1:GREEN, LED2:YELLOW
- 3 L-LED1:YELLOW, LED2:GREEN
- A-2 PORTS / B-3 PORTS C-4 PORTS / E-6 PORTS G-8 PORTS
- Gold Thickness: 1- 3u" 2- 6u" 3-15u" 4-30u" 5-50u"
- A-Plate Tin shield stamp pin / B-Plate Ni shield stamp pin
- 5 F-W/O TINNED GROUNDING TAB
- 0- W/O "FRE" LOGO / 2- W/ "FRE"&"UL" LOGO / J- W/ 0 "FRE" LOGO. A05-0130 1

LEAD FREE PART NUMBER: E5J88-X4XXXX-L 2
- A-LED1:GREEN, LED2:GREEN
- B-LED1:GREEN, LED2:ORANGE
- C-LED1:GREEN, LED2:YELLOW
- A-2 PORTS / B-3 PORTS C-4 PORTS / E-6 PORTS G-8 PORTS
- Gold Thickness: 1- 3u" 2- 6u" 3-15u" 4-30u" 5-50u"
- A-Plate Tin shield stamp pin / B-Plate Ni shield stamp pin
- 5 F-W/O TINNED GROUNDING TAB
- 0- W/O "FRE" LOGO / 2- W/ "FRE"&"UL" LOGO / J- W/ 0 "FRE" LOGO. A05-0130

REVISION RECORD

REV	ECO	DESCRIPTION	DRFT	CHKD
1		P/N ADD	Jake 05/25/04	
2		P/N ADD	Jake 06/17/04	
3		P/N ADD	PETERS 10/20/04	
4		ADD RIB	PETERS 10/25/04	
5		ADD RIB	PETERS 1/11/'05	
6		DRAWING MODIFY	Jake 02/19/05	

MM (INCH)
TOLERANCES EXCEPT AS NOTED
MM .0 ±0.20 ± .00 ±0.15 ± .000 ±0.075 ±
ANGLES ±
THIRD ANGLE PROJECTION
DETACHED LISTS

DFTO IRONDR DATE 05/26/'02
CHKD SAMMY DATE 2005/2/19
MFO DATE
APPV LLUSHENG DATE 2005/2/19
MATERIAL :
QT'Y :
FINISH :
SCALE : 3:2

FULL RISE ELECTRONIC CO., LTD

TITLE RJ45 2*N LED JACK (STAMPED PIN)

DRAWING NO. GE5J3032 /PART NO. SEE NOTE
SIZE A3 REV 6 02/19/05
DO NOT SCALE DRAWING
SHEET 1 OF 1

Downloaded From Oneyac.com

单击下面可查看定价，库存，交付和生命周期等信息

>>Pulse(普思)

Downloaded From Oneyac.com