

SS1A - SS1M

PRV : 50 - 1000 Volts
Io : 1.0 Ampere

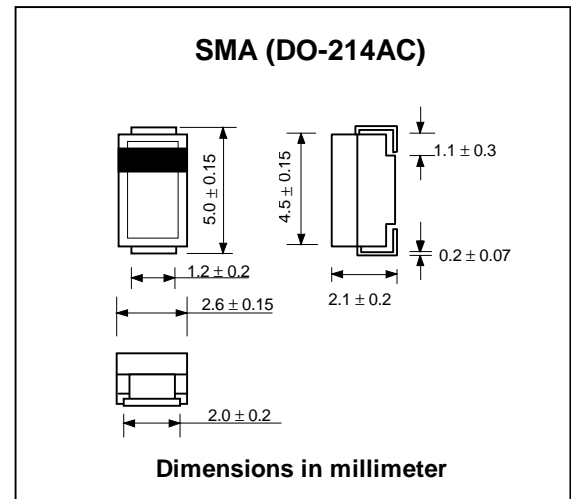
FEATURES :

- * High current capability
- * High surge current capability
- * High reliability
- * Low reverse current
- * Low forward voltage drop
- * Super fast recovery time
- * **Pb / RoHS Free**

MECHANICAL DATA :

- * Case : SMA Molded plastic
- * Epoxy : UL94V-O rate flame retardant
- * Lead : Lead Formed for Surface Mount
- * Polarity : Color band denotes cathode end
- * Mounting position : Any
- * Weight : 0.067 gram

SURFACE MOUNT SUPER FAST RECTIFIERS



MAXIMUM RATINGS AND ELECTRICAL CHARACTERISTICS

Rating at 25 °C ambient temperature unless otherwise specified.
Single phase, half wave, 60 Hz, resistive or inductive load.
For capacitive load, derate current by 20%.

RATING	SYMBOL	SS1A	SS1B	SS1C	SS1D	SS1E	SS1G	SS1J	SS1K	SS1M	UNIT
Maximum Recurrent Peak Reverse Voltage	V _{RRM}	50	100	150	200	300	400	600	800	1000	V
Maximum RMS Voltage	V _{RMS}	35	70	105	140	210	280	420	560	700	V
Maximum DC Blocking Voltage	V _{DC}	50	100	150	200	300	400	600	800	1000	V
Maximum Average Forward Current Ta = 55 °C	I _{F(AV)}	1.0									A
Maximum Peak Forward Surge Current 8.3 ms. Single half sine wave Superimposed on rated load (JEDEC Method)	I _{FSM}	30									A
Maximum Peak Forward Voltage at I _F = 1.0 A	V _F	0.95			1.7			4.0			V
Maximum DC Reverse Current at Rated DC Blocking Voltage	I _R	5.0						10			µA
Maximum Reverse Recovery Time (Note 1)	T _{rr}	35									ns
Typical Junction Capacitance (Note 2)	C _J	50									pf
Junction Temperature Range	T _J	- 65 to + 150									°C
Storage Temperature Range	T _{STG}	- 65 to + 150									°C

Notes :

- (1) Reverse Recovery Test Conditions : I_F = 0.5 A, I_R = 1.0 A, I_{rr} = 0.25 A.
- (2) Measured at 1.0 MHz and applied reverse voltage of 4.0 V_{bc}

RATING AND CHARACTERISTIC CURVES (SS1A - SS1M)

FIG.1 - REVERSE RECOVERY TIME CHARACTERISTIC AND TEST CIRCUIT DIAGRAM

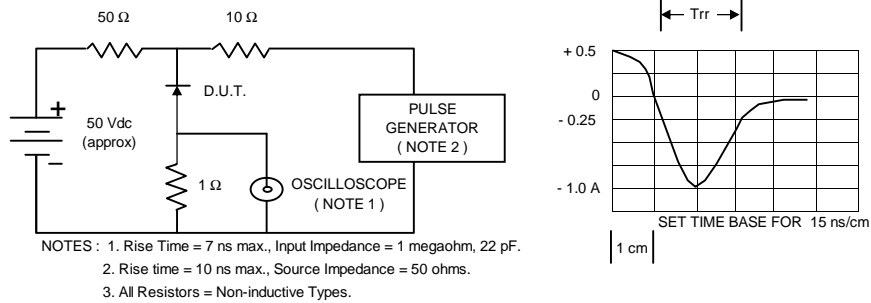


FIG.2 - DERATING CURVE FOR OUTPUT RECTIFIED CURRENT

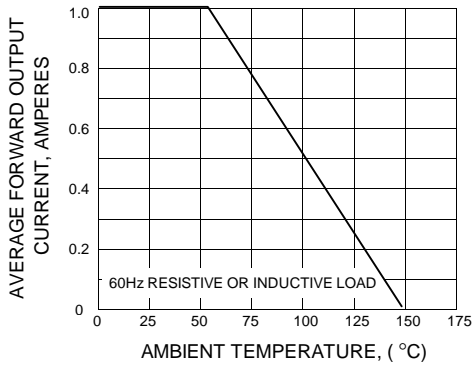


FIG.3 - MAXIMUM NON-REPETITIVE PEAK FORWARD SURGE CURRENT

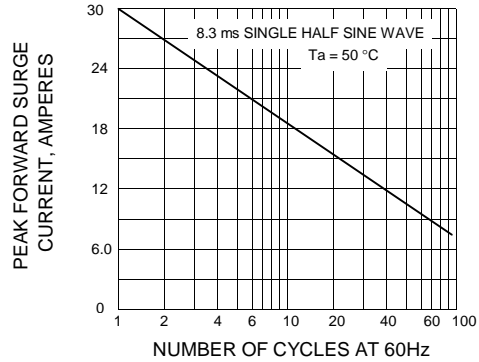


FIG.4 - TYPICAL FORWARD CHARACTERISTICS

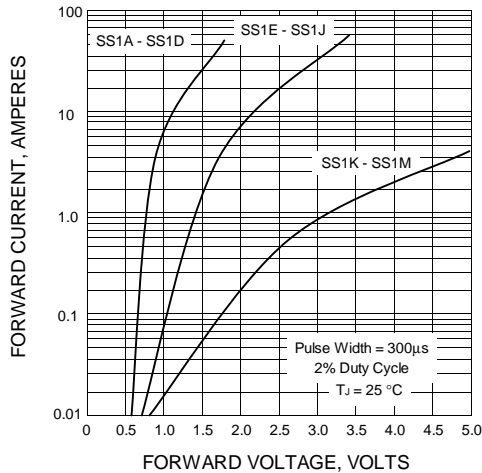
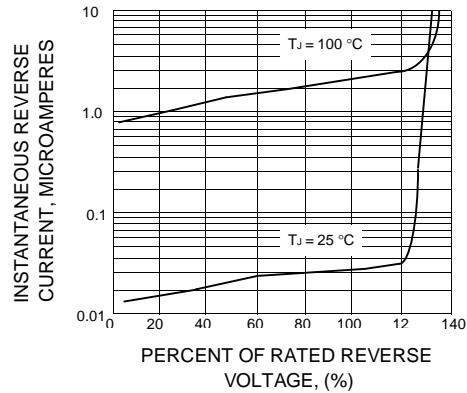


FIG.5 - TYPICAL REVERSE CHARACTERISTICS



单击下面可查看定价，库存，交付和生命周期等信息

[>>EIC](#)