

SMD Aluminum Electrolytic Capacitors

AEA Series



FEATURES

- Low Impedance, 105°C 5,000 hours
- Applicable to SMT Process
- RoHS Compliance



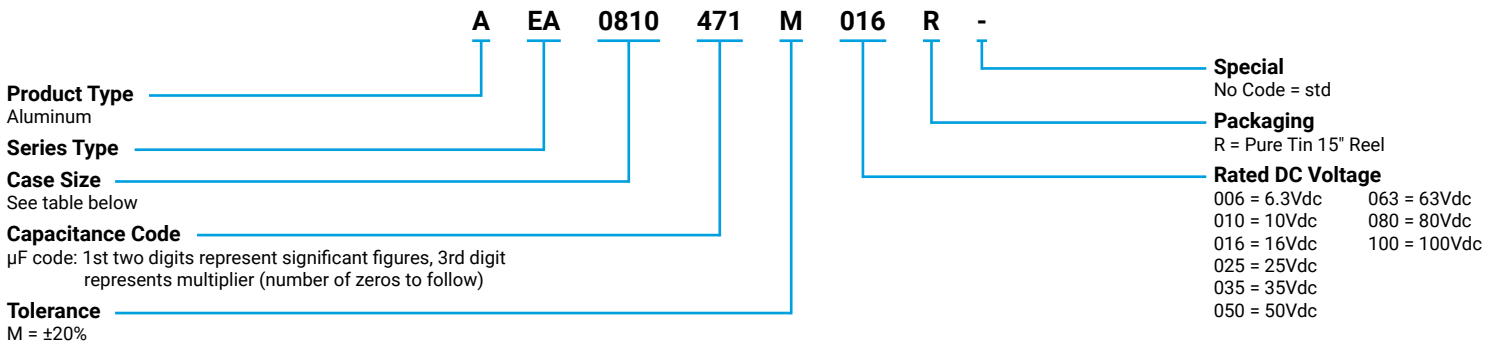
LEAD-FREE
LEAD-FREE COMPATIBLE
COMPONENT

APPLICATIONS

- Industrial/Consumer Electronics
- Lighting
- DC/DC Converters



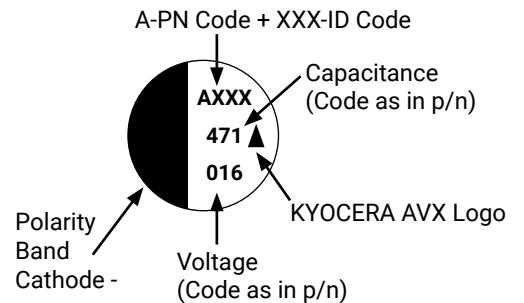
HOW TO ORDER



CASE DIMENSIONS millimeters (inches)

Code	D±0.50 (0.020)	L±0.50 (0.020)	W±0.20 (0.008)	H±0.20 (0.008)	C±0.20 (0.008)	R	P±0.30 (0.012)	V max
0810	8.00 (0.315)	10.50 (0.413)	8.30 (0.327)	8.30 (0.327)	9.00 (0.354)	0.70 - 1.10 (0.028 - 0.043)	3.20 (0.126)	0.30 (0.012)
1010	10.00 (0.394)	10.00 (0.394)	10.30 (0.406)	10.30 (0.406)	11.00 (0.433)	0.70 - 1.30 (0.028 - 0.051)	4.50 (0.177)	0.30 (0.012)
1213	12.50 (0.492)	13.50 (0.531)	13.00 (0.512)	13.00 (0.512)	13.70 (0.539)	1.10 - 1.40 (0.043 - 0.055)	4.50 (0.177)	0.40 (0.016)
1616	16.00 (0.630)	16.50 (0.650)	17.00 (0.669)	17.00 (0.669)	18.00 (0.709)	1.40 - 1.80 (0.055 - 0.071)	6.40 (0.252)	0.40 (0.016)

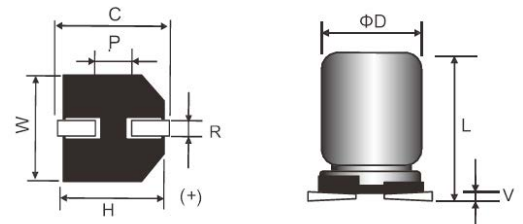
MARKING



TECHNICAL SPECIFICATIONS

Category Temperature Range:	-55°C to + 105°C	
Capacitance Range:	At 25°C, 120Hz	22µF to 6800µF
Capacitance Tolerance:	At 25°C, 120Hz	±20%
Dissipation Factor %	Measurement Frequency: 120Hz at 25°C	Please see the ratings and part number reference table below.
Leakage Current	After 2 minutes at rated working voltage at 25°C*	$I \leq 0.01CV$ or $3\mu A$ whichever is greater

* Note: In the case of an anomalous reading, re-measure the leakage current after following voltage treatment:
Voltage treatment: DC rated voltage to be applied to the capacitors for 120 minutes at 105°C.



SMD Aluminum Electrolytic Capacitors

AEA Series

CAPACITANCE AND RATED VOLTAGE RANGE (FIGURES DENOTES CASE SIZE)

Capacitance		Rated Voltage DC (V _R)								
μF	Code	6.3V	10V	16V	25V	35V	50V	63V	80V	100V
22	220									0810
33	330								0810	1010
47	470							0810	1010	1213
56	560						0810	1010		
68	680						0810			1213
100	101					0810	0810	1213	1213	1616
150	151				0810	0810	1010	1213	1213	1616
220	221				0810	1010	1010	1213		
330	331		0810	0810	0810		1213	1616	1616	
470	471	0810	0810	0810	1010	1213	1616	1616		
680	681	0810	1010	1010	1213	1213	1616			
1000	102	0810	1010	1010, 1213	1213	1616	1616			
1500	152	1010	1213	1213	1616	1616				
2200	222	1213	1213		1616					
3300	332			1616						
4700	472		1616							
6800	682	1616								

Released ratings

RATINGS & PART NUMBER REFERENCE

Part No.	Case Size	Capacitance (μF)	Rated Voltage (V)	DCL Max. (μA)	DF Max. (%)	100kHz RMS Current (mA)/105°C	Impedance 100kHz Max. (Ω)
6.3 Volt							
AEA0810471M006R	0810	470	6.3	30	30	600	0.17
AEA0810681M006R	0810	680	6.3	43	30	600	0.17
AEA0810102M006R	0810	1000	6.3	63	30	600	0.17
AEA1010152M006R	1010	1500	6.3	95	30	850	0.09
AEA1213222M006R	1213	2200	6.3	139	30	1100	0.06
AEA1616682M006R	1616	6800	6.3	428	30	1800	0.035
10 Volt							
AEA0810331M010R	0810	330	10	33	26	600	0.17
AEA0810471M010R	0810	470	10	47	26	600	0.17
AEA1010681M010R	1010	680	10	68	26	850	0.09
AEA1010102M010R	1010	1000	10	100	26	850	0.09
AEA1213152M010R	1213	1500	10	150	26	1100	0.06
AEA1213222M010R	1213	2200	10	220	26	1100	0.06
AEA1616472M010R	1616	4700	10	470	26	1800	0.035
16 Volt							
AEA0810331M016R	0810	330	16	53	22	600	0.17
AEA0810471M016R	0810	470	16	75	22	600	0.17
AEA1010681M016R	1010	680	16	109	22	850	0.09
AEA1010102M016R	1010	1000	16	160	22	850	0.09
AEA1213102M016R	1213	1000	16	160	22	1100	0.06
AEA1213152M016R	1213	1500	16	240	22	1100	0.06
AEA1616332M016R	1616	3300	16	528	22	1800	0.035
25 Volt							
AEA0810151M025R	0810	150	25	37.5	16	600	0.17
AEA0810221M025R	0810	220	25	55	16	600	0.17
AEA0810331M025R	0810	330	25	82.5	16	600	0.17
AEA1010471M025R	1010	470	25	117.5	16	850	0.09
AEA1213681M025R	1213	680	25	170	16	1100	0.06
AEA1213102M025R	1213	1000	25	250	16	1100	0.06
AEA1616152M025R	1616	1500	25	375	16	1800	0.035
AEA1616222M025R	1616	2200	25	550	16	1800	0.035

All technical data relates to an ambient temperature of +25°C. Capacitance and DF are measured at 120Hz, 0.5RMS with DC bias of 2.2 volts. DCL is measured at rated voltage after 5 minutes.

SMD Aluminum Electrolytic Capacitors

AEA Series

RATINGS & PART NUMBER REFERENCE

Part No.	Case Size	Capacitance (μF)	Rated Voltage (V)	DCL Max. (μA)	DF Max. (%)	100kHz RMS Current (mA)/105°C	Impedance 100kHz Max. (Ω)
35 Volt							
AEA0810101M035R	0810	100	35	35	14	600	0.17
AEA0810151M035R	0810	150	35	53	14	600	0.17
AEA1010221M035R	1010	220	35	77	14	850	0.09
AEA1213471M035R	1213	470	35	165	14	1100	0.06
AEA1213681M035R	1213	680	35	238	14	1100	0.06
AEA1616102M035R	1616	1000	35	350	14	1800	0.035
AEA1616152M035R	1616	1500	35	525	14	1800	0.035
50 Volt							
AEA0810560M050R	0810	56	50	28	14	330	0.34
AEA0810680M050R	0810	68	50	34	14	330	0.34
AEA0810101M050R	0810	100	50	50	14	330	0.34
AEA1010151M050R	1010	150	50	75	14	670	0.18
AEA1010221M050R	1010	220	50	110	14	670	0.18
AEA1213331M050R	1213	330	50	165	14	900	0.12
AEA1616471M050R	1616	470	50	235	14	1610	0.073
AEA1616681M050R	1616	680	50	340	14	1610	0.073
AEA1616102M050R	1616	1000	50	500	14	1610	0.073
63 Volt							
AEA0810470M063R	0810	47	63	30	8	200	0.7
AEA1010560M063R	1010	56	63	35	8	369	0.48
AEA1213101M063R	1213	100	63	63	8	800	0.16
AEA1213151M063R	1213	150	63	95	8	800	0.16
AEA1213221M063R	1213	220	63	139	8	800	0.16
AEA1616331M063R	1616	330	63	208	8	1410	0.082
AEA1616471M063R	1616	470	63	298	8	1410	0.082
80 Volt							
AEA0810330M080R	0810	33	80	26	8	130	1.88
AEA1010470M080R	1010	47	80	38	8	200	0.9
AEA1213101M080R	1213	100	80	80	8	500	0.32
AEA1213151M080R	1213	150	80	120	8	500	0.32
AEA1616331M080R	1616	330	80	264	8	793	0.17
100 Volt							
AEA0810220M100R	0810	22	100	22	7	130	1.88
AEA1010330M100R	1010	33	100	33	7	200	0.65
AEA1213470M100R	1213	47	100	47	7	500	0.32
AEA1213680M100R	1213	68	100	68	7	500	0.32
AEA1616101M100R	1616	100	100	100	7	793	0.17
AEA1616151M100R	1616	150	100	150	7	793	0.17

All technical data relates to an ambient temperature of +25°C. Capacitance and DF are measured at 120Hz, 0.5RMS with DC bias of 2.2 volts. DCL is measured at rated voltage after 5 minutes.

FREQUENCY COEFFICIENT OF PERMISSIBLE RIPPLE CURRENT

Capacitance Range	120 ≤ F(Hz) < 1K	1K ≤ F(Hz) < 10K	10K ≤ F(Hz) < 100K	100K(Hz) ≤ F
≤ 33	0.35	0.70	0.90	1.00
33 - 150	0.40	0.85	0.92	1.00
> 150	0.60	0.85	0.95	1.00

The endurance of capacitors is reduced with internal heating produced by ripple current at the rate of halving the lifetime with every 5% rise. When long life performance is required in actual use, the rms ripple current has to be reduced.

SMD Aluminum Electrolytic Capacitors

AEA Series

QUALIFICATION TABLE

Test	AEA series (Temperature Range -55 to +105)										
	Condition	Characteristics									
Low Temperature Characteristics (Max. Impedance Ratio)	At 120Hz	Rated Voltage (V)	6.3	10	16	25	35	50	63	80	100
		Z(-25°C)/Z(+20°C)	4	3	2	2	2	2	2	2	2
		Z(-55°C)/Z(+20°C)	8	5	4	3	3	3	3	3	3
Endurance	5000 hours, with application of rated voltage at 105°C	ΔC/C	Within ±30% of the initial limit								
		DF	300% or less of the initial specified limit								
		DCL	Initial specified limit or less								
Shelf Life	The following specifications shall be satisfied when the capacitors are restored to 20° after exposing them for 1000 hours 105°C without voltage applied. Before the measurement, the capacitor shall be preconditioned by applying voltage according to them 4.1 of JIS C5101-4.	ΔC/C	Within ±30% of the initial limit								
		DF	300% or less of the initial specified limit								
		DCL	Initial specified limit or less								
Resistance to Soldering Heat	The capacitors shall be kept on the hot plate maintained at 250°C for 30 seconds. After removing from the hot plate and restored at room temperature they meet the characteristics requirements listed at right.	ΔC/C	Within ±10% of the initial limit								
		DF	Initial specified limit								
		DCL	Initial specified limit or less								
Standards	JIS C 5101-4-1 (IEC 60384)										

REFLOW

Diameter (mm)	Φ4 - 6.3	Φ8 - 16
Peak Temperature	260°C, 5 sec. max.	245°C, 5 sec. max.
Preheat Temperature	150°C to 180°C, 120 sec. max.	
Duration at 217°C or Higher	90 sec. max.	90 sec. max.
Reflow Number	Once	Twice or less

STORAGE

- It is recommended to keep capacitors between the ambient temperatures of 5°C to 35°C and a relative humidity of 75% or below.
- Confirm that the environment does not have any of the following conditions:
 - Damp conditions such as water, saltwater spray, or oil spray or fumes. High humidity or humidity condensation situations.
 - In an atmosphere filled with toxic gasses (such as hydrogen sulfide, sulfurous acid, nitrous acid, chlorine, ammonia, etc.).
 - Being exposed to direct sunlight, ozone, ultraviolet ray, or radiation.
 - Being exposed to acidic or alkaline solutions.
 - Under severe conditions where vibration and / or mechanical shock exceed the applicable ranges of the specification.

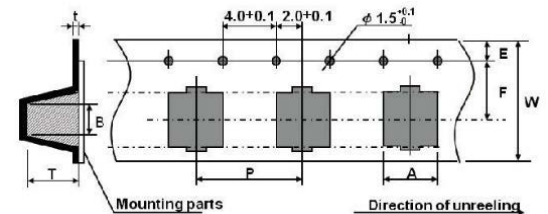
Category	Description	Storage Life
Mid-High Voltage	160V and above	2yrs, after 1yr, needs to check characteristics, if NG, needs to do aging
Low Voltage	120V and below	2yrs

Remark: Re-aging condition depends on its own spec.

PACKAGE TAPE DIMENSIONS units (mm)

Size Code	A±0.20	B±0.20	W±0.30	F±0.10	E±0.10	P±0.10	t±0.10	T±0.20
0810	8.7	8.7	24.0	11.5	1.75	16.0	0.4	11.0
1010	10.7	10.7	24.0	11.5	1.75	16.0	0.4	11.0
1213	13.4/13.7(G)	13.4/13.7(G)	32.0	14.2	1.75	24.0	0.4	14.5
1616	17.5	17.5	44.0	20.2	1.75	28.0	0.4	17.5

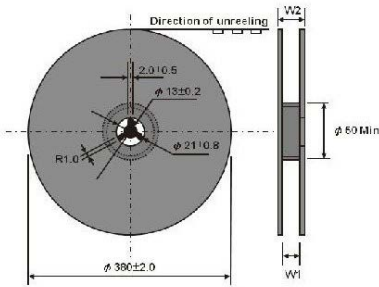
„(G)” „Anti-vibration Structure”



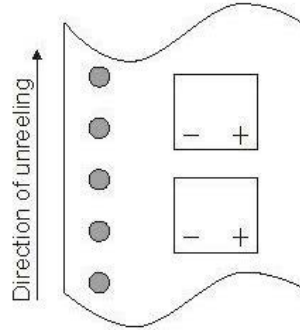
SMD Aluminum Electrolytic Capacitors

AEA Series

REEL



POLARITY

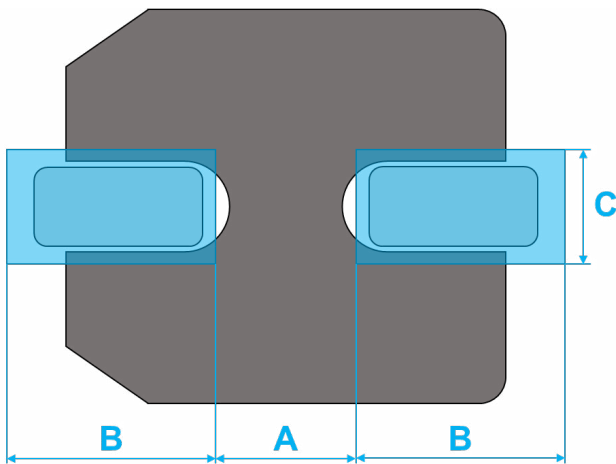


DIMENSIONS units (mm)

Size Code	W1±1.00	W2±1.00	Qty./Reel
0810	18.0	22.0	500
1010	26.0	31.0	500
1213	34.0	39.0	250
1616	46.0	51.0	200

RECOMMENDED LAND PATTERN DIMENSION OF PCB

Size Code	A (mm)	B (mm)	C (mm)
0810	3.0	3.5	2.5
1010	4.0	4.0	2.5
1213	4.3	5.8	2.5
1616	6.6	6.5	5.0



单击下面可查看定价，库存，交付和生命周期等信息

[>>AVX](#)