

# DATA SHEET

## CEMENT RESISTORS

Power, AMP Contacts

SQG Series

$\pm 1\%$ ,  $\pm 2\%$ ,  $\pm 5\%$

10W to 50W


RoHS compliant & Halogen Free



**YAGEO**

Product specification – September 28, 2023 V.4





**APPLICATIONS**

- BMS (Hybrid, EV)
- Brake resistor
- Capacitor discharge
- Power supplies
- Converters
- Welding equipment

**FEATURES**

- Mounting Bracket for chassis mounting
- AMP connection for quick connection
- Excellent surge withstanding capability
- Reduced size
- Good heat dissipation
- AEC-Q200 qualified
- RoHS compliant & halogen-free

**ORDERING INFORMATION**

Part number of the power wirewound cement resistor are identified by the series, power rating, tolerance, packing, temperature coefficient, type, resistance value and suffix.

**PART NUMBER**

SQG    50Z    J    B    -    EAU    51R    NE  
 (1)    (2)    (3)    (4)    (5)    (6)    (7)    (8)

**(1) SERIES NAME**

SQG Series

**(2) POWER RATING**

10Z = 10W	30Z = 30W
15Z = 15W	40Z = 40W
20Z = 20W	50Z = 50W
25Z = 25W	

**(3) TOLERANCE**

F = ±1%	J = ±5%
G = ±2%	

**(4) PACKAGING**

B = Bulk

**(5) TEMPERATURE COEFFICIENT OF RESISTANCE**

- = Based on spec.

**(6) TYPE**

Optional code, represents specific requirement.

EAU = w/o cradle, 0.8±0.1mm thickness of electrode pole  
 EAV = w/ cradle, 0.8±0.1mm thickness of electrode pole  
 EAW = w/o cradle, 0.65±0.1mm thickness of electrode pole  
 EAX = w/ cradle , 0.65±0.1mm thickness of electrode pole

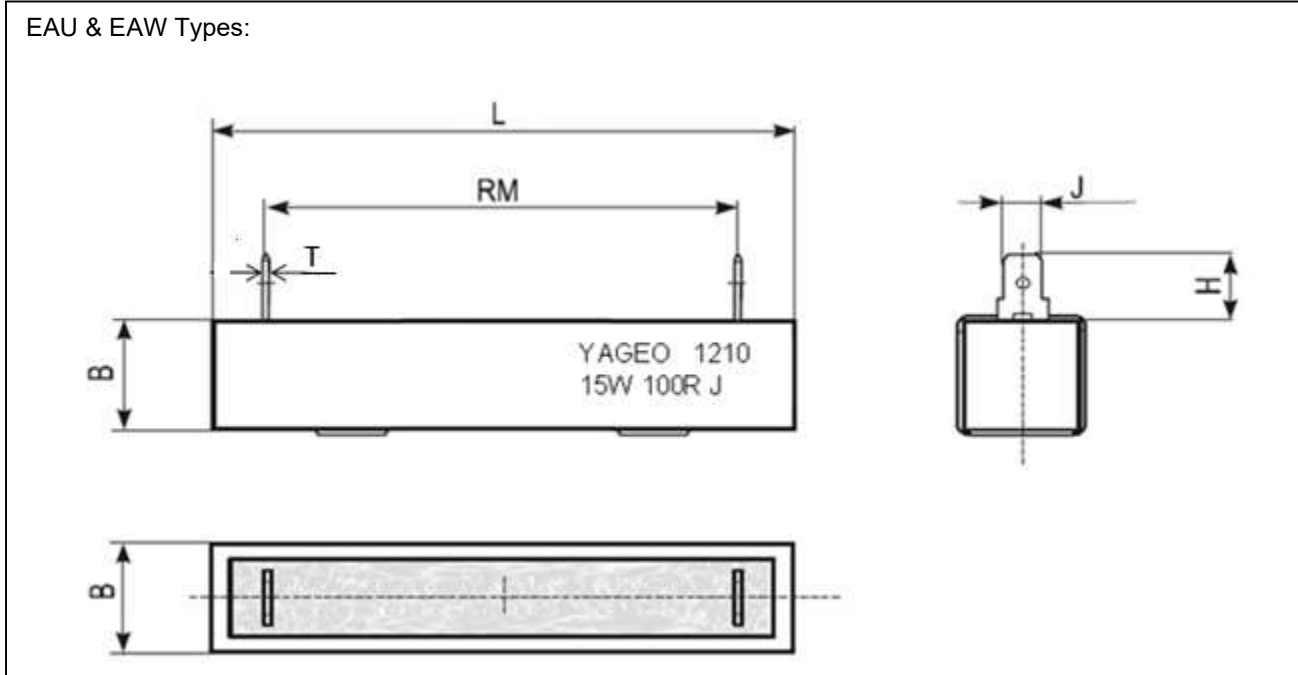
**(7) RESISTANCE VALUE**

E24 & E96 Series  
 Example:  
 100R = 100Ω, 10K = 10,000Ω

**(8) SUFFIX**

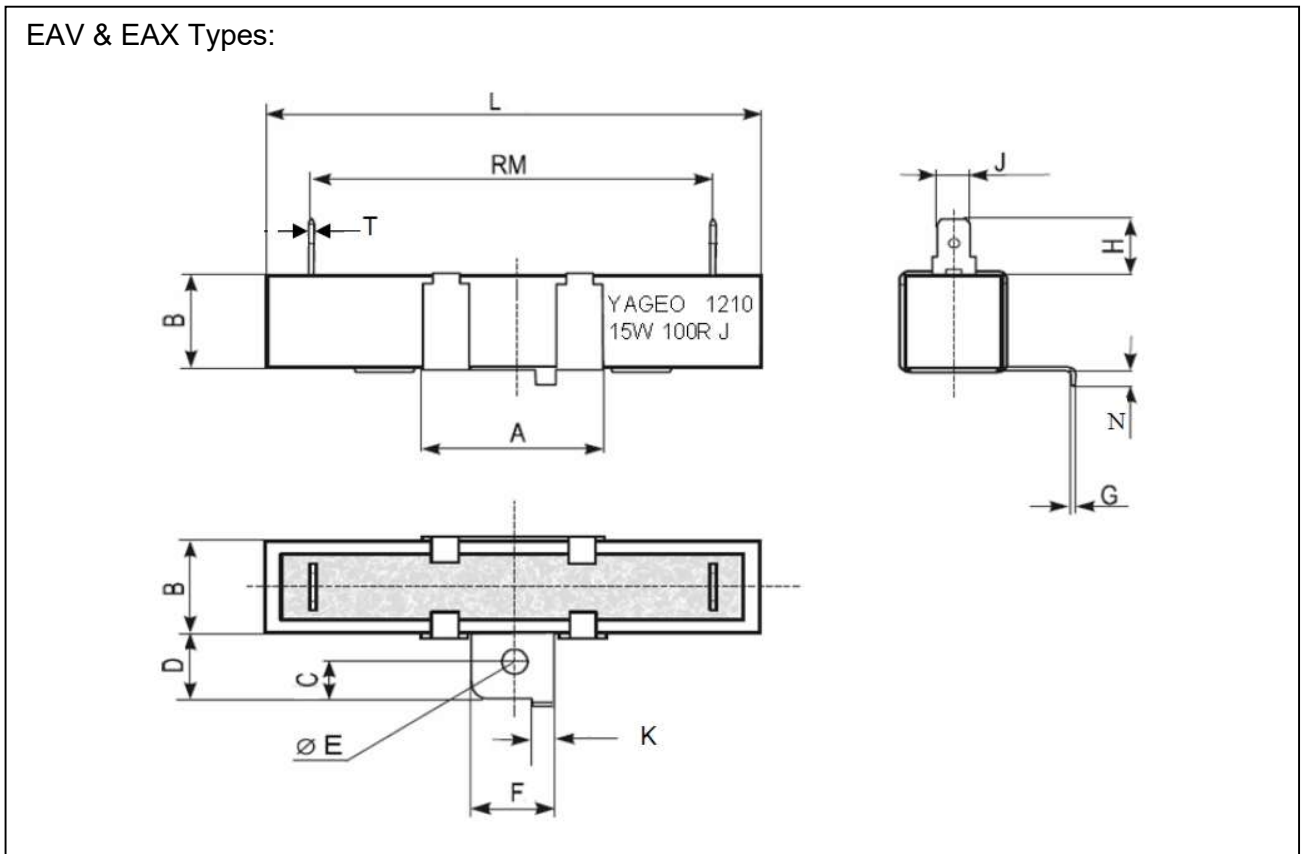
Optional code, represents specific characteristics requirement.  
 Example : NH, NG, ND, NS, NM, CR, NL, NJ and etc.  
 Null=Standard Type

**DIMENSIONS**



Unit: mm

Normal	L	RM	B	H	J	T
SQG10Z	48±1.5	35.5±1.5	9.5±1	9±3	4.8±0.5	
SQG15Z	48±1.5	34.0±1.5	13±1	9±3	4.8±0.5	
SQG20Z	63±1.5	48.0±1.5	13±1	9±3	4.8±0.5	
SQG25Z	75±1.5	36.2±1.0	19±1	12±3	6.4±0.5	0.65±0.1(EAW Type) 0.80±0.1(EAU Type)
SQG30Z	75±1.5	56.0±1.5	19±1	12±3	6.4±0.5	
SQG40Z	90±1.5	70.0+1.5/-3	19±1	12±3	6.4±0.5	
SQG50Z	90±1.5	70.0+1.5/-3	19±1.5	12±3	6.4±0.5	



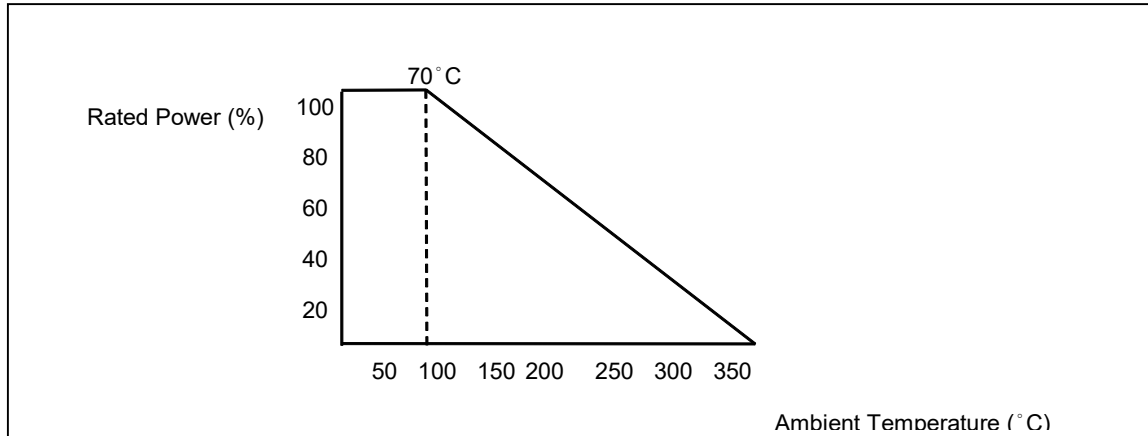
Unit: mm

Normal	L	RM	B	H	J	T
SQG10Z	48±1.5	35.5±1.5	9.5±1	9±3	4.8±0.5	
SQG15Z	48±1.5	34.0±1.5	13±1	9±3	4.8±0.5	
SQG20Z	63±1.5	48.0±1.5	13±1	9±3	4.8±0.5	
SQG25Z	75±1.5	36.2±1.0	19±1	12±3	6.4±0.5	0.65±0.1(EAX Type) 0.80±0.1(EAV Type)
SQG30Z	75±1.5	56.0±1.5	19±1	12±3	6.4±0.5	
SQG40Z	90±1.5	70.0+1.5/-3	19±1	12±3	6.4±0.5	
SQG50Z	90±1.5	70.0+1.5/-3	19±1.5	12±3	6.4±0.5	

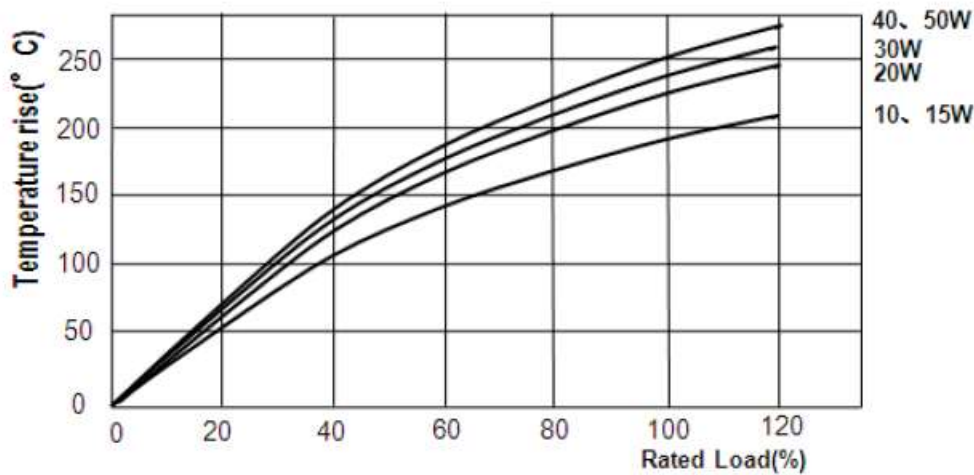
Unit: mm

Normal	G	A	C	D	E	F	K	N
SQG10Z	0.6±0.3	24±1	6±1	13±2.2	4±0.2	11.5 ±1	3±0.3	2.6±0.6
SQG15Z	0.7±0.4	24±1	6±1	13±2.0	4±0.2	12±0.5	2.8±0.5	2.7±0.4
SQG20Z	0.7±0.4	24±1	6±1	13±2.0	4±0.2	12 ±0.5	2.8±0.5	2.7±0.4
SQG25Z	0.8±0.3	40±1	8±1	18±2.0	4.2±0.2	17.5 ±1	2.8±0.5	3.5±1.2
SQG30Z	0.8±0.3	40±1	8±1	18±2.0	4.2±0.2	17.5 ±1	2.8±0.5	3.5±1.2
SQG40Z	0.8±0.3	40±1	8±1	18±2.0	4.2±0.2	17.5 ±1	2.8±0.5	3.5±1.2
SQG50Z	0.8±0.3	40±1	8±1	18±2.0	4.2±0.2	17.5 ±1	2.8±0.5	3.5±1.2

**DERATING CURVE**



**TEMPERATURE RISE CURVE**



**ELECTRICAL CHARACTERISTICS**

CHARACTERISTICS	SQG10Z	SQG15Z	SQG20Z	SQG25Z	SQG30Z	SQG40Z	SQG50Z
Power Rating at 70 °C	10W	15W	20W	25W	30W	40W	50W
Resistance Range	0.39Ω~ 1.5KΩ	0.51Ω~ 5.6KΩ	0.51Ω~ 10KΩ	0.51Ω~ 5.6KΩ	0.62Ω~ 10KΩ	0.62Ω~ 10KΩ	0.62Ω~ 10KΩ
Voltage Proof on Insulation	1000V	2000V	2000V	2000V	2000V	2000V	2000V
Maximum Working Voltage	$\sqrt{(P \times R)}$						
Operating Temp. Range	- 55°C to +350°C						
Temperature Coefficient	±250ppm/°C						

Note: For resistance value out of above range is by request.

**TEST AND REQUIREMENTS**

TEST	TEST METHOD	PROCEDURE	APPRAISE
Short Time Overload	IEC 60115-1 4.13	3.5 times RCWV for 5 sec.(Not more than maximum overload voltage)	±5.0%+0.05Ω
Voltage Proof on Insulation	IEC 60115-1 4.7	In V-Block for 60 sec. test voltage as above table	No Breakdown
Temperature Coefficient	IEC 60115-1 4.8	Between -55°C to +155°C	By Type
Insulation Resistance	IEC 60115-1 4.6	In V-Block for 60 sec.	>1000MΩ
Solderability	IEC 60115-1 4.17	245±5°C for 3±0.5 Sec.	90% Min. coverage
Robustness of Terminations	IEC 60115-1 4.16	Direct load for 10 Sec. in the direction of the terminal leads	≥2.5Kg(24.5N)
Periodic-pulse Overload	IEC 60115-1 4.39	4 times RCWV (Not more than maximum overload voltage)10,000 cycles (1 Sec. on, 25 Sec.off)	±5.0%+0.05Ω
Damp Heat Steady State	IEC 60115-1 4.24	40±2°C,90-95% RH, at RCWV 1.5 Hr.on,0.5 Hr. off for 1000H	±5.0%+0.05Ω
Endurance at 70°C	IEC 60115-1 4.25	70±2°C at RCWV(or Umax., whichever less) for 1,000 Hr.(1.5 Hr.on,0.5 Hr. off)	±5.0%+0.05Ω
Temperature Cycling	IEC 60115-1 4.19	-55°C → Room Temp. → +155°C → Room Temp.(5 cycles)	±2.0%+0.05Ω
Resistance to Soldering Heat	IEC 60115-1 4.18	260±3°C for 10±1 Sec., immersed to a point 3±0.5mm from the body	±1.0%+0.05Ω

Note:.

**RCWV (Rated Continuous Working Voltage ):**

The DC or AC (rms) continuous working voltage corresponding to the rated power is determined by the following formula:

$$V=\sqrt{P \times R}$$

or max. working voltage whichever is less

Where

V=Continuous rated DC or  
AC (rms) working voltage (V)

P=Rated power (W)

R=Resistance value (Ω)

**BULK PACKING**

EAV & EAX Types

Unit: Piece

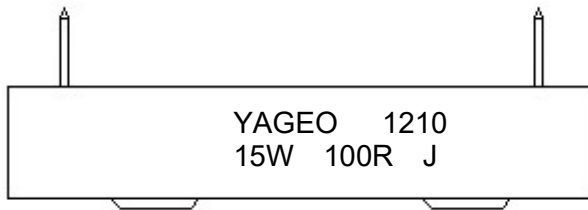
Normal	PACKAGE	Quantity
SQG10Z	Bulk	70
SQG15Z	Bulk	70
SQG20Z	Bulk	60
SQG25Z	Bulk	14
SQG30Z	Bulk	14
SQG40Z	Bulk	14
SQG50Z	Bulk	14

EAU & EAW Types

Unit: Piece

Normal	PACKAGE	Quantity
SQG25Z	Bulk	50
SQG30Z	Bulk	50
SQG40Z	Bulk	50
SQG50Z	Bulk	50

**MARKING**



**Example:**

- YAGEO = Brand
- 1210 = Date code
- 15W = Power rating
- 100R = Resistance
- J = Tolerance

**REVISION HISTORY**

REVISION	DATE	CHANGE NOTIFICATION	DESCRIPTION
Version 4	Sep.28, 2023	-	- Update the number of packages for EAU & EAW Types
Version 3	Sep.6, 2023	-	- Updated legal disclaimer and footer versions numbers
Version 2	Jul.27, 2023	-	- Updated L dimension tolerances for SQG40Z&50Z series
Version 1	Nov.23, 2021	-	- Add temperature rise curve
Version 0	Aug.4, 2021	-	- First issue of this specification

*“ Yageo reserves all the rights for revising the content of this datasheet without further notification, as long as the products itse If are unchanged. Any product change will be announced by PCN.”*



## LEGAL DISCLAIMER

YAGEO, its distributors and agents (collectively, "YAGEO"), hereby disclaims any and all liabilities for any errors, inaccuracies or incompleteness contained in any product related information, including but not limited to product specifications, datasheets, pictures and/or graphics. YAGEO may make changes, modifications and/or improvements to product related information at any time and without notice.

YAGEO makes no representation, warranty, and/or guarantee about the fitness of its products for any particular purpose or the continuing production of any of its products. To the maximum extent permitted by law, YAGEO disclaims (i) any and all liability arising out of the application or use of any YAGEO product, (ii) any and all liability, including without limitation special, consequential or incidental damages, and (iii) any and all implied warranties, including warranties of fitness for a particular purpose, non-infringement and merchantability.

YAGEO products are designed for general purpose applications under normal operation and usage conditions. Please contact YAGEO for the applications listed below which require especially high reliability for the prevention of defects which might directly cause damage to the third party's life, body or property: Aerospace equipment (artificial satellite, rocket, etc.), Atomic energy-related equipment, Aviation equipment, Disaster prevention equipment, crime prevention equipment, Electric heating apparatus, burning equipment, Highly public information network equipment, data-processing equipment, Medical devices, Military equipment, Power generation control equipment, Safety equipment, Traffic signal equipment, Transportation equipment and Undersea equipment, or for any other application or use in which the failure of YAGEO products could result in personal injury or death, or serious property damage. Particularly **YAGEO Corporation and its affiliates do not recommend the use of commercial or automotive grade products for high reliability applications or manned space flight.**

Information provided here is intended to indicate product specifications only. YAGEO reserves all the rights for revising this content without further notification, as long as products are unchanged. Any product change will be announced by PCN.

单击下面可查看定价，库存，交付和生命周期等信息

[>>Yageo\(国巨\)](#)