

<SPECIFICATION>

SPEC.No. ASDIQ-SPE-192(00)
Date: Nov.23,2022

To :

CUSTOMER'S PRODUCT NAME

ASDI PRODUCT NAME:
SFBU1007090FS2-SERIES

RECEIPT CONFIRMATION

UNCONDITIONAL CONSENT

CONDITIONAL CONSENT

APPROVED	CHECKED

ASDI SIGNATURE

APPROVED	CHECKED	PREPARED
Xianglong Li	Liang Wang	Jiayin Cai



Xiamen ASDI Electronics Co.,Ltd.

REV.	DATE	DESCRIPTION	APPROVED	CHECKED	PREPARED
00	Nov.23,2022	New release	Xianglong Li	Liang Wang	Jiayin Cai

CAUTION WHEN HANDLING

Before use the products, please read this specification.

CAUTION FOR SAFETY USING

When use the products, be careful to mentioned below for safety using.

CAUTION

*The product should be used within 12 monthes.

Focus on the storage conditions.

Solderability may become weak if it exceeds the period.

*Do not use and store the product in condition of gas corrosion(Salt,Acid,Alkaline).

*The products must be preheated before soldering.

The operating temperature including self-generated heat must be within '-40 to +125 °C

*Rework by soldering iron;Please keep the mentioned conditions in this specification.

*In case of insert P.C. Board on chassis, do not add mechanical stress to the product.

*Be careful to arrange of non-magnetic field type inductors.

The error may be caused by magnetic field coupling.

*In case handle the products, please use wrist strap for ground static discharge on human body.

The product keeps away from magnet or magnetized things.

*Do not use the product beyond the mentioned conditions in this specification.

*About an application

The products listed on this specification sheet are intended for use in general electronic equipment

(AV equipment, telecommunications equipment, home appliances, amusement equipment, computer equipment, personal equipment, office equipment, measurement equipment, industrial robots) under a normal operation and use condition.

*The products are not designed or warranted to meet the requirements of the applications listed below, whose performance and/or quality require a more stringent level of safety or reliability, or whose failure, malfunction or trouble could cause serious damage to society, person or property. Please understand that we are not responsible for any damage or liability caused by use of the products in any of the applications below or for any other use exceeding the range or conditions set forth in this specification sheet.

1)Aerospace/Aviation equipment

6)Transportation control equipment

2)Military equipment

7)Power-generation control equipment

3)Seabed equipment

which directly endanger human life

4)Safety equipment

8)Atomic energy-related equipment

5)Medical equipment

9)Other applications that are not

considered general-purpose applications

If you intend to use the products in the following applications, please contact our sales office.

Transportation equipment (cars, electric trains, ships, etc.), Public information-processing equipment, Electric heating apparatus / burning equipment, Disaster prevention/crime prevention equipment

When using this product in general-purpose applications, you are kindly requested to take into consideration securing protection circuit/equipment or providing backup circuits, etc., to ensure higher safety.

Xiamen ASDI Electronics Co.,Ltd.

DWG.No.
ASDIQ-SPE-192(00)

ISSUE

CUSTOMER

ASDI PART No.
SFBU1007090FS2-SERIES

CUSTOMER'S DWG NO.

1.INDEX

Listed item	Attachment&Tables	Page
1.Features	Please see (1)	3/6
2.Part Numbering	Please see (2)	3/6
3.Characteristics specificatio table	Please see (3)	3/6
4.L frequency characteristics	Please see (4)	4/6
5.Inductance VS. DC bias characteristics	Please see (5)	4/6
6.Shape and dimensions	Please see (6)	5/6
7.Recommended land pattern	Please see (7)	5/6
8.Packaging style	Please see (8)	5/6
9.Recommended reflow profilie	Please see (9)	6/6
10.Tempertature range, individual weight	Please see (10)	6/6
11.Note	Please see (11)	6/6

2.Manufacturing Location

China

DWG.No.	ASDIQ-SPE-192(00)	PAGE 2/6
---------	-------------------	-------------

Xiamen ASDI Electronics Co.,Ltd.

(1)Features

- This is a power supply circuit for SMD inductors using low-loss ferrite materials.
- Large current and lower DCR were achieved by the connecting wire-less structure
- This is a narrow inductor for multiphase operation, such as Vcore regulators, Voltage Regulator Modules (VRMs), Point-of-Load, and memory power applications.
- Support in PMIC Evaluation Kits
- SFBU series is satisfied high efficiency requirements for VR13 and VR14 applications.
- Operating temperature range: -40 to +125°C (including self-temperature rise)

Applications

- Servers, BTS, VRM, others

(2)Part Numbering

SFBU **1007090** **R10** **L** **F** **S** **2**
 A B C D E F G

- A: Series name
- B: L×W×H dimensions 10.0x7.0x9.0mm max.(^{*}10.0x7.1x9.0mm for R10L and R12L Types)
- C: Inductance(μH)
- D: Inductance tolerance
- E: Ferrite
- F: Standard
- G: Material part number

(3)Characteristics specification table

ASDI Part Number	Inductance (μH)	Tolerance	Measuring frequency (kHz)	DCR (mΩ) typ.	Tolerance	Isat (A)typ.	Irms (A)typ.
SFBU1007090R10LFS2	0.10	±15%	100	0.18	±10%	120.0	70.0
SFBU1007090R12LFS2	0.12	±15%	100	0.18	±10%	110.0	70.0
SFBU1007090R15LFS2	0.15	±15%	100	0.18	±10%	90.0	70.0
SFBU1007090R18LFS2	0.18	±15%	100	0.18	±10%	73.0	70.0
SFBU1007090R22LFS2	0.22	±15%	100	0.18	±10%	57.0	70.0
SFBU1007090R33LFS2	0.33	±15%	100	0.18	±10%	39.0	70.0
SFBU1007090R40LFS2	0.40	±15%	100	0.18	±10%	30.0	70.0

*Rated current: smaller value of either Isat or Itemp.
 Isat: When based on the inductance change rate (20% below the nominal value, under an environment of 20°C)
 Itemp: When based on the temperature increase (temperature increase of 40°C by self heating)

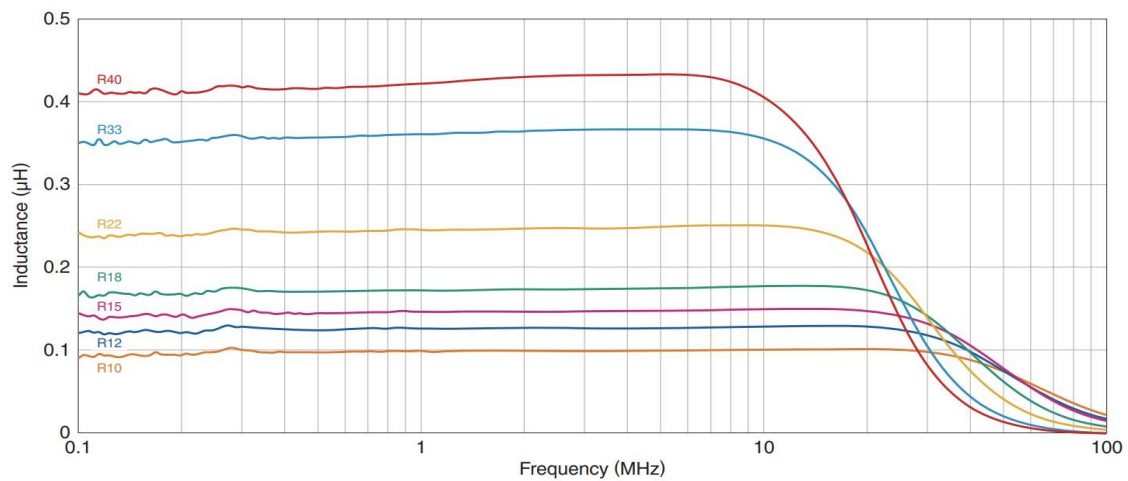
Measurement equipment

Measurement item	Product No.	Manufacturer
L	3260B+3265B	Wayne Kerr Electronics
DC resistance	RM3545	HIOKI
Rated current Isat	3260B+3265B	Wayne Kerr Electronics

* Equivalent measurement equipment may be used.

DWG.No.	ASDIQ-SPE-192(00)	PAGE 3/6
---------	-------------------	-------------

(4)L frequency characteristics

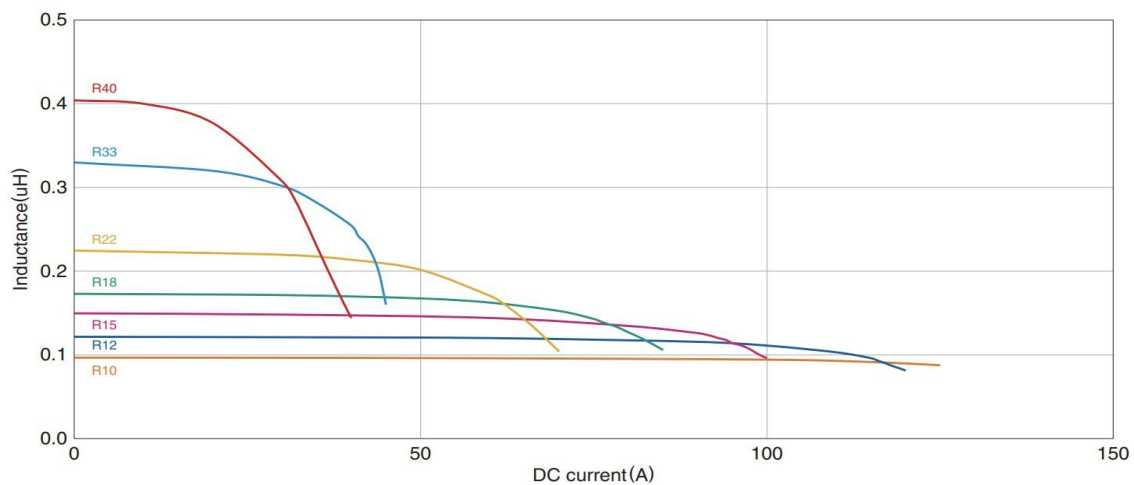


Measurement equipment

Product No.	Manufacturer
4294A or equivalent equipment	Keysight Technologies

* Equivalent measurement equipment may be used.

(5)Inductance VS. DC bias characteristics



Measurement equipment

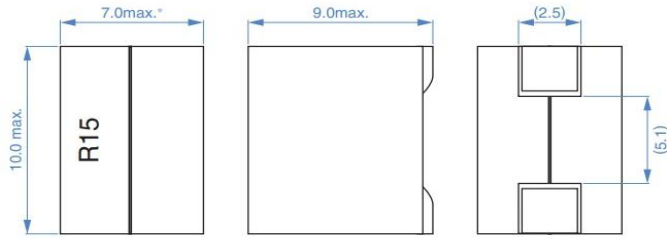
Product No.	Manufacturer
3260B+3265B	Wayne Kerr Electronics

* Equivalent measurement equipment may be used.

DWG.No.	ASDIQ-SPE-192(00)	PAGE 4/6
---------	-------------------	-------------

Xiamen ASDI Electronics Co.,Ltd.

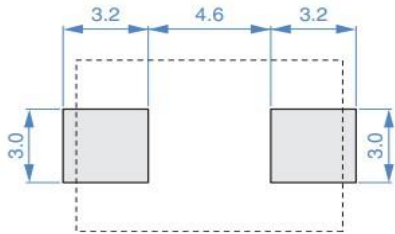
(6) Shape and dimensions



* 7.1 max for R10L and R12L Types

Dimensions in mm

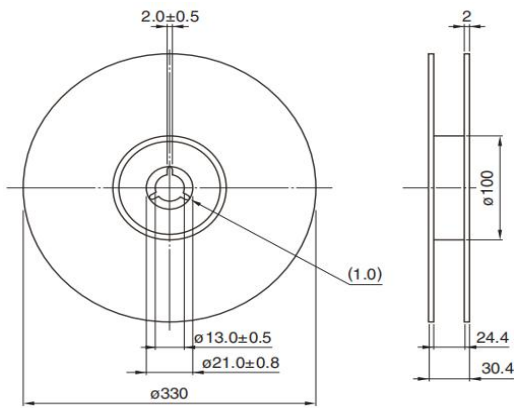
(7) Recommended land pattern



Dimensions in mm

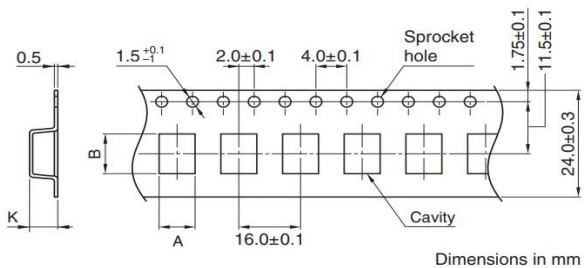
(8) Packaging style

8-1, Reel dimensions



Dimensions in mm

8-2, Tape dimensions



Dimensions in mm

Type	A	B	K
SFBU1007090	7.1	10.2	9.2

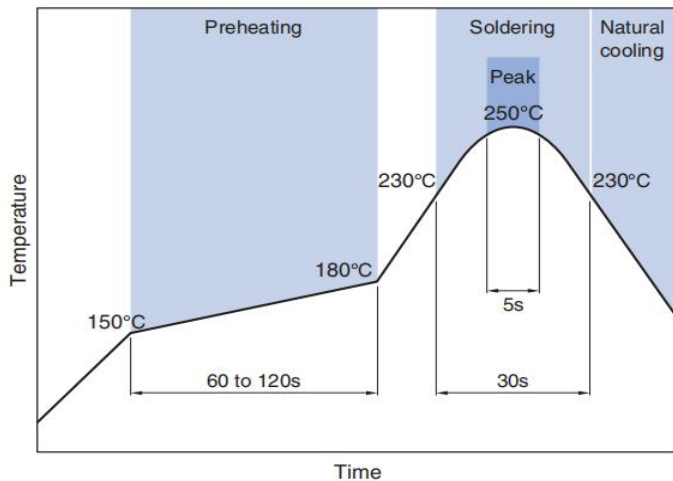
8-3, Package quantity

Package quantity	400 pcs/reel
------------------	--------------

DWG.No.	ASDIQ-SPE-192(00)	PAGE 5/6
---------	-------------------	-------------

Xiamen ASDI Electronics Co.,Ltd.

(9) Recommended reflow profile



(10) Temperature range, individual weight

Operating temperature range*	Storage temperature range**	Individual weight
-40 to +125 °C	-40 to +125°C	2.65 g

* Operating temperature range includes self-temperature rise.

** The storage temperature range is for after the assembly.

(11)Note

·Storage Conditions

To maintain the solderability of terminal electrodes:

1. ASDI products meet IPC/JEDEC J-STD-020D standard-MSL, level 1.
2. Temperature and humidity conditions: Temperature: 5 to 30deg.C, Humidity: 75% Max.
3. Recommended products should be used within 12 months form the time of delivery.
4. The packaging material should be kept where no chlorine or sulfur exists in the air.

·Transportation

1. Products should be handled with care to avoid damage or contamination from perspiration and skin oils.
2. The use of tweezers or vacuum pick up is strongly recommended for individual components.
3. Bulk handling should ensure that abrasion and mechanical shock are minimized.

DWG.No.	ASDIQ-SPE-192(00)	PAGE 6/6
---------	-------------------	-------------

单击下面可查看定价，库存，交付和生命周期等信息

[>>ASDI](#)