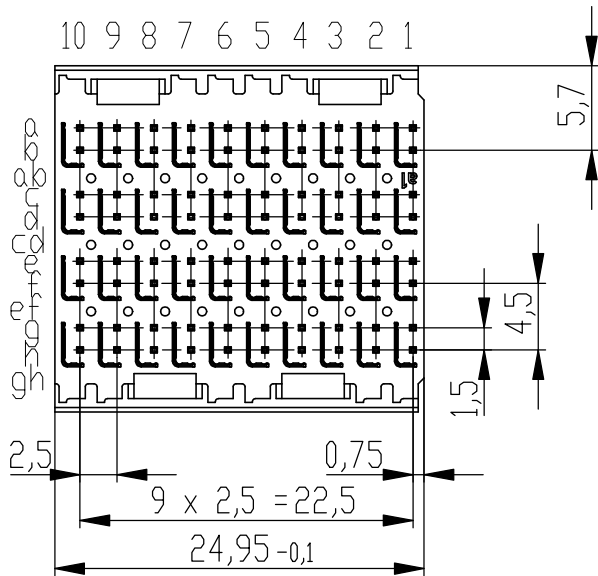
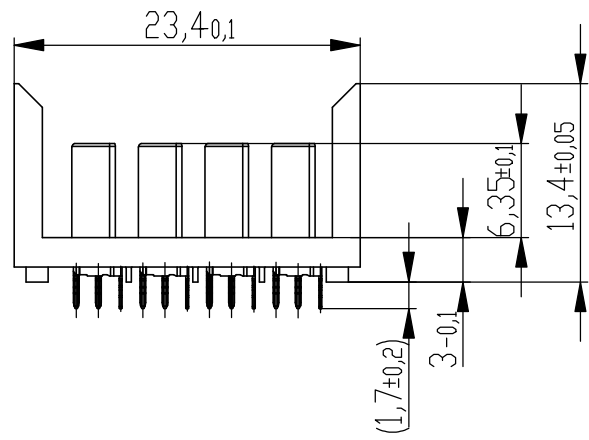
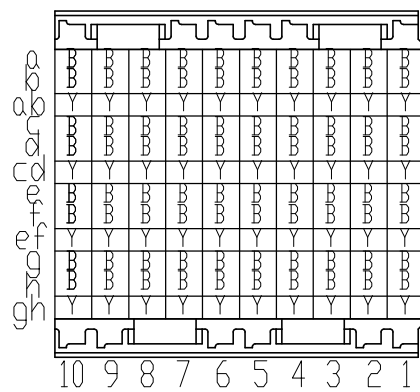


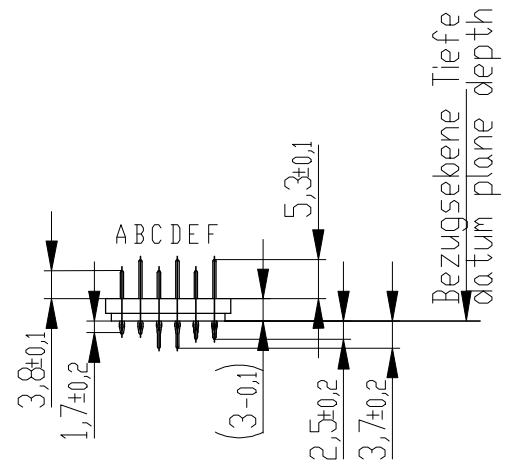
EN-Zone für durchkontaktierte Löcher  $\varnothing 0,6 \pm 0,05$   
compliant zone for through hole  $\varnothing 0,6 \pm 0,05$



Bestückungsplan - contact layout

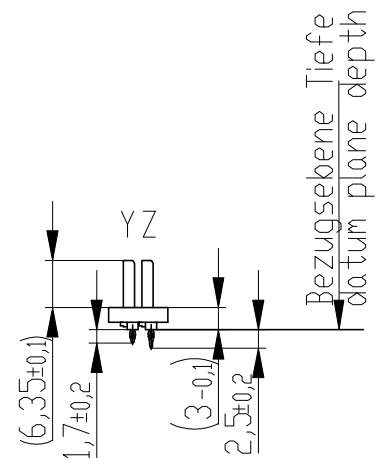
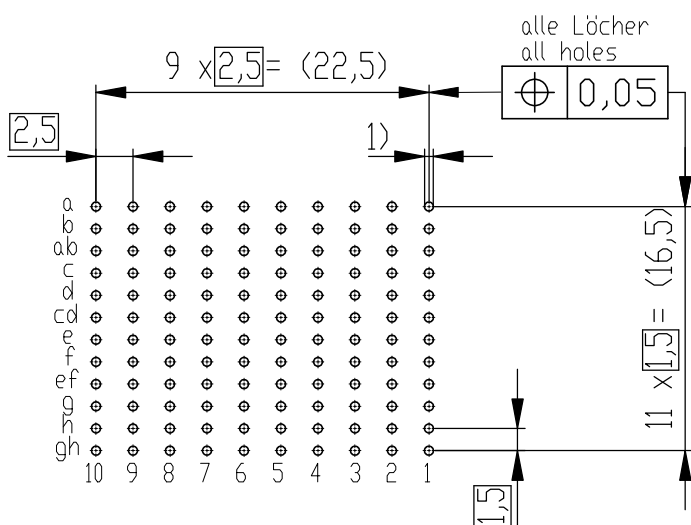


Kontaktversionen, Messerkontakte  
contact selection options, male contacts



Kontaktversionen, Schirmmesser  
contact selection options, shielding contacts

Lochbild für Leiterplatte board hole pattern  
(Bestückungsseite) (component mounting side)



1)  $\varnothing 0,6 \pm 0,05$  Durchmesser des metallisierten Loches  
 $\varnothing 0,6 \pm 0,05$  diameter of finished plated-through hole

Schichtaufbau im metallisierten Loch siehe Zeichnung 164062 Nr.1  
metal plating of plated-through hole according to 164062 No.1

Information: B + Y siehe Bestückungsplan see contact layout Anforderungsstufe 2 class 2  Customer drawing: <b>THIS DRAWING IS A CONTROLLED DOCUMENT.</b>	Tolerances Dim. for Information ISO 8015	All Dimensions in mm	Scale 2:1
	Subject to modification without prior notice. Drawing will not be updated.		Designation ERNI-ERmet ZD Messerleiste 4-10 ERmet ZD Male Connector 4-10
e Index	12.03.2018 Date		©-973061-E  Class ERMZD
			I A3

单击下面可查看定价，库存，交付和生命周期等信息

[>>TE Connectivity\(泰科\)](#)