

# Specification for Approval

**Date:** 2024/02/20



**Customer :** \_\_\_\_\_

**TAI-TECH P/N:** HFZ1608PV-221T23A

**CUSTOMER P/N:** \_\_\_\_\_

**DESCRIPTION:** \_\_\_\_\_

**QUANTITY:** \_\_\_\_\_ pcs

<b>REMARK:</b>		
Customer Approval Feedback		

**西北臺慶科技股份有限公司**  
**TAI-TECH Advanced Electronics Co., Ltd**

西北臺慶科技股份有限公司  
 TAI-TECH Advanced Electronics Co., Ltd  
**Headquarter:**  
 NO.1 YOU 4TH ROAD, YOUTH INDUSTRIAL DISTRICT, YANG-MEI,  
 TAO-YUAN HSIEN, TAIWAN, R.O.C.  
 TEL: +886-3-4641148 FAX: +886-3-4643565  
 http://www.tai-tech.com.tw  
 E-mail: sales@tai-tech.com.tw

Sales Dep.

APPROVED	CHECKED
管哲頌 Eric Guan	蒯青榮

Office:  
 深圳辦公室  
 11BC, Building B Fortune Plaza, NO.7002, Shennan Avenue, Futian  
 District Shenzhen  
 TEL: +86-755-23972371 FAX: +86-755-23972340

臺慶精密電子(昆山)有限公司  
 TAI-TECH ADVANCED ELECTRONICS(KUNSHAN) CO., LTD  
 SHINWHA ROAD, KUNJIA HI-TECH INDUSTRIAL PARK, KUN-SHAN,  
 JIANG-SU, CHINA  
 TEL: +86-512-57619396 FAX: +86-512-57619688  
 E-mail: sales@tai-tech.cn

R&D Center

APPROVED	CHECKED	DRAWN
鄧福興	浦冬生	王俞琴

慶邦電子元器件(泗洪)有限公司  
 TAIPAQ ELECTRONICS (SIHONG) CO., LTD  
 The South HangZhou Road and The East JianSheBei Road, Economic  
 Development Zone, SiHong County, JiangSu Province, P.R, China  
 TEL: +86-527-88601191 FAX: +86-527-88601190  
 E-mail: sales@taipaq.cn



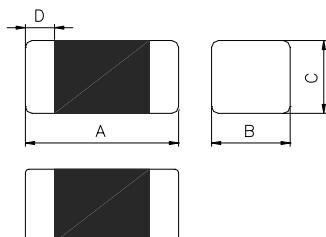
# High Current Ferrite Chip Bead(Lead Free) HFZ1608PV-221T23A



## 1.Features

1. Monolithic inorganic material construction.
2. Closed magnetic circuit avoids crosstalk.
3. Suitable for reflow soldering.
4. Shapes and dimensions follow E.I.A. spec.
5. High Current Bead Low RDC
6. Excellent solder ability and heat resistance.
7. High reliability. Reliability test meet AEC-Q200.
8. 100% Lead(Pb) & Halogen-Free and RoHS compliant.
9. Low DC resistance structure of electrode to prevent wasteful electric power consumption.
10. Operating Temperature: -55~+150°C (Including self-temperature rise)

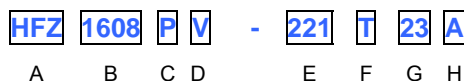
## 2.Dimensions



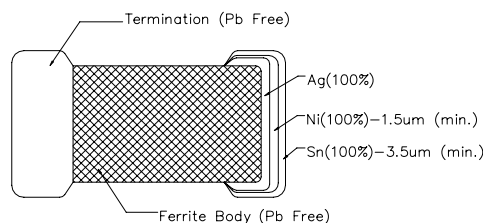
Chip Size	
A	1.60±0.15
B	0.80±0.15
C	0.80±0.15
D	0.30±0.20

Units: mm

## 3.Part Numbering



- A: Series
- B: Dimension L x W
- C: Material Lead Free Material
- D: Category Code V=Vehicle
- E: Impedance 221=220Ω
- F: Packaging T=Taping and Reel, B=Bulk(Bags)
- G: Rated Current 23=2300mA
- H: Category Code

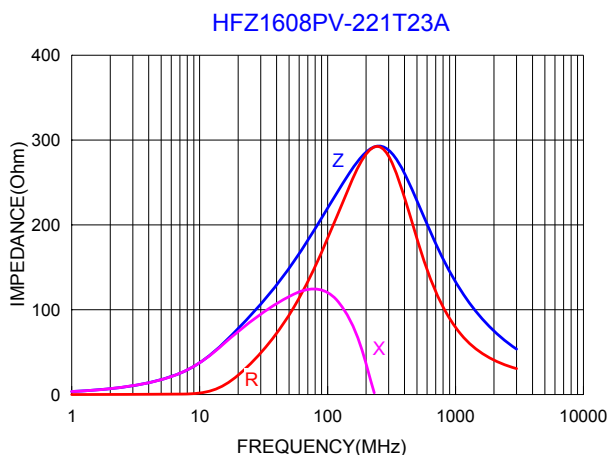


## 4.Specification

Tai-Tech Part Number	Impedance (Ω)	Test Frequency (MHz)	DC Resistance (Ω) max.	Rated Current (mA) max.
HFZ1608PV-221T23A	220±25%	100	0.050	2300

- Rated current: based on temperature rise test
- In compliance with EIA 595

### ■ Impedance-Frequency Characteristics

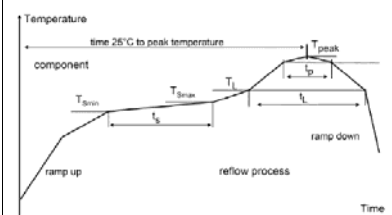
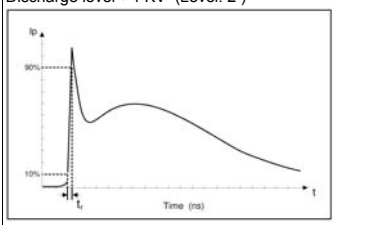


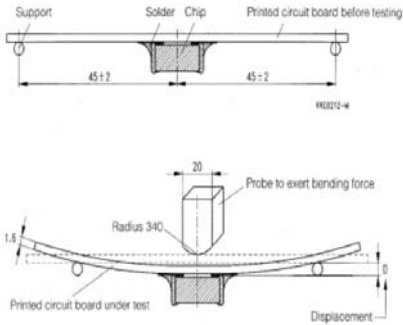
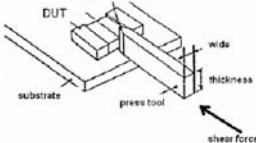
www.tai-tech.com.tw

## 5. Reliability and Test Condition

Item	Performance	Test Condition
Series No.	HFZ	--
Operating Temperature	-55~+150°C (Including self-temperature rise)	--
Transportation Storage Temperature	-55~+150°C (on board)	For long storage conditions, please see the Application Notice
Impedance (Z)	Refer to standard electrical characteristics list	Agilent4291
DC Resistance		Agilent E4991
Rated Current		Agilent4287
		Agilent16192
Temperature Rise Test	Rated Current < 1A ΔT 20°C Max Rated Current ≥ 1A ΔT 40°C Max	Agilent 4338 DC Power Supply Over Rated Current requirements, there will be some risk
High Temperature Exposure(Storage)		1. Applied the allowed DC current. 2. Temperature measured by digital surface Thermometer.
Temperature Cycling	Appearance : No damage. Impedance : within±15% of initial value RDC : Within ±15% of initial value and shall not exceed the specification value	Preconditioning:Run through reflow for 3 times.( IPC/JEDEC J-STD-020E Classification Reflow Profiles) Unpowered Temperature : 150±2°C Upper Temperature: maximum specified operating temperature or maximum specified storage temperature (whichever is higher). Minimum test temperature shall be 85°C (For ferrite EMI suppressors/filters only) Duration : 1000hrs Min. Measured at room temperature after placing for 24±4 hrs
Destructive Physical Analysis	According to design guide standards	Preconditioning:Run through reflow for 3 times.( IPC/JEDEC J-STD-020E Classification Reflow Profiles) Unpowered Lower Temperature of the Chamber : -40°C (For Inductors/Transformers) -55°C (For ferrite EMI suppressors/filters) Upper Temperature of the Chamber: maximum specified operating temperature (temperature and shall not exceed 125°C) Condition for 1 cycle Step1: -55±2°C 30min Min Step2: 150±2°C transition time 1min MAX Step3: 150±2°C 30min Min. Step4: Dwell Time (Soak Time) 15 minutes minimum, 30 minutes minimum if component weighs above 28g Transition Time: 1 minute maximum Number of cycles : 1000 Measured at room temperature at least 24 hours after test conclusion.
Humidity Bias	Appearance : No damage. Impedance : within±15% of initial value RDC : Within ±15% of initial value and shall not exceed the specification value	For ferrite EMI suppressors/filters only Pre and Post Electrical Test not required.
		Preconditioning:Run through reflow for 3 times.( IPC/JEDEC J-STD-020E Classification Reflow Profiles) Unpowered(For Inductors/Transformers) Apply 10% of maximum rated power.( For ferrite EMI suppressors/filters ) Humidity :85±3%RH. Temperature :85±2°C. Duration :1000 hrs Min. Measured at room temperature after placing for 24±4

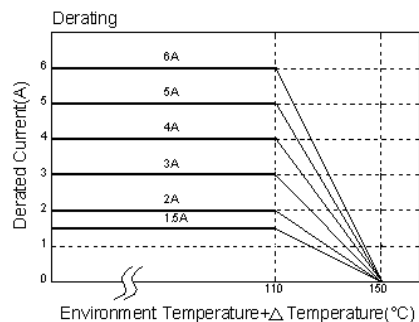
Item	Performance	Test Condition																												
<p><b>High Temperature</b> <b>Operational Life</b></p>	<p>Appearance : No damage. Impedance : within±15% of initial value RDC : Within ±15% of initial value and shall not exceed the specification value</p>	<p>Preconditioning: Run through Reflow for 3 times. ( IPC/JEDEC J-STD-020E Classification Reflow Profiles) Temperature : 150±2℃ Upper Temperature of the Chamber: maximum specified operating temperature (not including heat rise) at maximum rated power and shall not exceed 125℃. ( For Inductors/Transformers) Temperature of the Chamber: maximum specified operating temperature up to 150℃. ( For ferrite EMI suppressors/filters ) Duration : 1000hrs Min. with 100% rated current. Measured at room temperature after placing for 24±4 hrs Rated I<sub>r</sub> applied.( For ferrite EMI suppressors/filters )</p>																												
<p><b>External Visual</b></p>	<p>Appearance : No damage.</p>	<p>Inspect device construction, marking and workmanship. Pre and Post Electrical Test not required.</p>																												
<p><b>Physical Dimension</b></p>	<p>According to the product specification size measurement</p>	<p>Verify physical dimensions to the applicable component detail specification. Pre and Post Electrical Test not required.</p>																												
<p><b>Terminal Strength</b> <b>(for axial and radial THT components)</b></p>	<p>Appearance : No damage. Impedance : within±15% of initial value RDC : Within ±15% of initial value and shall not exceed the specification value</p>	<p>Test THT component lead integrity only. Test Condition A (pull test)</p> <table border="1" data-bbox="1034 689 1401 860"> <thead> <tr> <th>Nominal cross-sectional area (mm<sup>2</sup>)</th> <th>Force (N)</th> </tr> </thead> <tbody> <tr> <td>≤ 0.05</td> <td>1</td> </tr> <tr> <td>0.06 to 0.10</td> <td>2.5</td> </tr> <tr> <td>0.11 to 0.20</td> <td>5</td> </tr> <tr> <td>0.21 to 0.50</td> <td>10</td> </tr> <tr> <td>0.51 to 1.20</td> <td>20</td> </tr> <tr> <td>&gt; 1.20</td> <td>40</td> </tr> </tbody> </table> <p>Test Condition C (wire-lead bend test)</p> <table border="1" data-bbox="1034 882 1401 1052"> <thead> <tr> <th>Section Modulus (Zx) (mm<sup>3</sup>)</th> <th>Force (N)</th> </tr> </thead> <tbody> <tr> <td>≤ 1.5x10<sup>-3</sup></td> <td>0.5</td> </tr> <tr> <td>1.6x10<sup>-3</sup> to 4.2x10<sup>-3</sup></td> <td>1.25</td> </tr> <tr> <td>4.3x10<sup>-3</sup> to 1.2x10<sup>-2</sup></td> <td>2.5</td> </tr> <tr> <td>1.3x10<sup>-2</sup> to 0.5x10<sup>-1</sup></td> <td>5</td> </tr> <tr> <td>0.6x10<sup>-1</sup> to 1.9x10<sup>-1</sup></td> <td>10</td> </tr> <tr> <td>&gt; 1.9x10<sup>-1</sup></td> <td>20</td> </tr> </tbody> </table> <p>For round terminations: ZX = (πd<sup>3</sup>)/32 where d is the lead diameter. For strip terminations: ZX = (ba<sup>2</sup>)/6 where a is the thickness of the rectangular strip perpendicular to the bending axis, b is the other dimension of the rectangular strip.</p>	Nominal cross-sectional area (mm <sup>2</sup> )	Force (N)	≤ 0.05	1	0.06 to 0.10	2.5	0.11 to 0.20	5	0.21 to 0.50	10	0.51 to 1.20	20	> 1.20	40	Section Modulus (Zx) (mm <sup>3</sup> )	Force (N)	≤ 1.5x10 <sup>-3</sup>	0.5	1.6x10 <sup>-3</sup> to 4.2x10 <sup>-3</sup>	1.25	4.3x10 <sup>-3</sup> to 1.2x10 <sup>-2</sup>	2.5	1.3x10 <sup>-2</sup> to 0.5x10 <sup>-1</sup>	5	0.6x10 <sup>-1</sup> to 1.9x10 <sup>-1</sup>	10	> 1.9x10 <sup>-1</sup>	20
Nominal cross-sectional area (mm <sup>2</sup> )	Force (N)																													
≤ 0.05	1																													
0.06 to 0.10	2.5																													
0.11 to 0.20	5																													
0.21 to 0.50	10																													
0.51 to 1.20	20																													
> 1.20	40																													
Section Modulus (Zx) (mm <sup>3</sup> )	Force (N)																													
≤ 1.5x10 <sup>-3</sup>	0.5																													
1.6x10 <sup>-3</sup> to 4.2x10 <sup>-3</sup>	1.25																													
4.3x10 <sup>-3</sup> to 1.2x10 <sup>-2</sup>	2.5																													
1.3x10 <sup>-2</sup> to 0.5x10 <sup>-1</sup>	5																													
0.6x10 <sup>-1</sup> to 1.9x10 <sup>-1</sup>	10																													
> 1.9x10 <sup>-1</sup>	20																													
<p><b>Resistance to Solvents</b></p>	<p>Appearance : No damage. Impedance : within±15% of initial value RDC : Within ±15% of initial value and shall not exceed the specification value</p>	<p>Add an Aqueous wash chemical and follow chemical manufacturer's recommended parameters (i.e., solution temperature and immersion time). Applicable to ink marked components and not laser marked components</p>																												
<p><b>Mechanical Shock</b></p>	<p>Appearance : No damage. Impedance : within±15% of initial value RDC : Within ±15% of initial value and shall not exceed the specification value</p>	<p>Preconditioning:Run through reflow for 3 times.( IPC/JEDEC J-STD-020E Classification Reflow Profiles) Test condition:</p> <table border="1" data-bbox="1034 1411 1369 1541"> <thead> <tr> <th>Type</th> <th>Peak alue (g's)</th> <th>Normal duration (D) (ms)</th> <th>Wave form</th> <th>Velocity change (V)ft/sec</th> </tr> </thead> <tbody> <tr> <td>SMD</td> <td>100</td> <td>6</td> <td>Half-sine</td> <td>12.3</td> </tr> <tr> <td>THT</td> <td>100</td> <td>6</td> <td>Half-sine</td> <td>12.3</td> </tr> </tbody> </table> <p>3 shocks in each direction along 3 perpendicular axes (18shocks).</p>	Type	Peak alue (g's)	Normal duration (D) (ms)	Wave form	Velocity change (V)ft/sec	SMD	100	6	Half-sine	12.3	THT	100	6	Half-sine	12.3													
Type	Peak alue (g's)	Normal duration (D) (ms)	Wave form	Velocity change (V)ft/sec																										
SMD	100	6	Half-sine	12.3																										
THT	100	6	Half-sine	12.3																										
<p><b>Vibration</b></p>	<p>Appearance : No damage. Impedance : within±15% of initial value RDC : Within ±15% of initial value and shall not exceed the specification value</p>	<p>Preconditioning:Run through reflow for 3 times.( IPC/JEDEC J-STD-020E Classification Reflow Profiles) Oscillation Frequency: 10Hz~2KHz~10Hz for 20 minute Equipment : Vibration checker Total Amplitude:5g Testing Time : 12 hours(20 minutes, 12 cycles each of 3 orientations) °</p>																												

Item	Performance	Test Condition																																																																	
Resistance to Soldering Heat	Appearance : No damage. Impedance : within±15% of initial value RDC : Within ±15% of initial value and shall not exceed the specification value	Test condition : THT: Conditions B or C Number of heat cycles: 1 <table border="1" data-bbox="1024 257 1418 448"> <thead> <tr> <th>Solder technique simulation</th> <th>Test condition</th> <th>Temperature (°C)</th> <th>Time (s)</th> <th>Temperature ramp/immersion and emersion rate</th> </tr> </thead> <tbody> <tr> <td>Dip</td> <td>B</td> <td>260 ±5 (solder temp)</td> <td>10±1</td> <td>25mm/s±6mm/s</td> </tr> <tr> <td>Wave: Topside board-mount product</td> <td>C</td> <td>260 ±5 (solder temp)</td> <td>20±1</td> <td></td> </tr> </tbody> </table> Depth: completely cover the termination SMD: Condition K, time above 217°C, 60s - 150s · Number of heat cycles:3  Continental <table border="1" data-bbox="1024 828 1418 974"> <thead> <tr> <th>Component Size</th> <th>Ramp up to 180°C</th> <th>T<sub>2min</sub></th> <th>T<sub>3min</sub></th> <th>T<sub>L</sub></th> <th>T<sub>peak</sub></th> <th>t<sub>p</sub></th> <th>Ramp down</th> <th>Time 25°C to 260°C</th> <th>Ramp down</th> </tr> </thead> <tbody> <tr> <td>Through-hole component (Lead: 2.5mm and (Lead: &gt; 2.5mm))</td> <td>3.5s/1°C/s</td> <td></td> <td></td> <td></td> <td></td> <td></td> <td></td> <td>1200°C</td> <td>100s</td> </tr> <tr> <td>Through-hole component (Lead: 2.5mm and (Lead: &gt; 2.5mm))</td> <td>3.5s/1°C/s</td> <td>170°C</td> <td>170s</td> <td>1200°C</td> <td>127°C</td> <td>20s</td> <td></td> <td>1200°C</td> <td>100s</td> </tr> <tr> <td>Through-hole component (Lead: 2.5mm and (Lead: &gt; 2.5mm))</td> <td>3.5s/1°C/s</td> <td></td> <td></td> <td></td> <td></td> <td></td> <td></td> <td>1200°C</td> <td>100s</td> </tr> <tr> <td>Through-hole component (Lead: 2.5mm and (Lead: &gt; 2.5mm))</td> <td>3.5s/1°C/s</td> <td></td> <td></td> <td></td> <td></td> <td></td> <td></td> <td>1200°C</td> <td>100s</td> </tr> </tbody> </table> Table 1: Minimum requirements for lead-free soldering *Peak temperature is measured on the centre top of the component package ** t <sub>p</sub> measured @ T <sub>peak</sub> -5°C	Solder technique simulation	Test condition	Temperature (°C)	Time (s)	Temperature ramp/immersion and emersion rate	Dip	B	260 ±5 (solder temp)	10±1	25mm/s±6mm/s	Wave: Topside board-mount product	C	260 ±5 (solder temp)	20±1		Component Size	Ramp up to 180°C	T <sub>2min</sub>	T <sub>3min</sub>	T <sub>L</sub>	T <sub>peak</sub>	t <sub>p</sub>	Ramp down	Time 25°C to 260°C	Ramp down	Through-hole component (Lead: 2.5mm and (Lead: > 2.5mm))	3.5s/1°C/s							1200°C	100s	Through-hole component (Lead: 2.5mm and (Lead: > 2.5mm))	3.5s/1°C/s	170°C	170s	1200°C	127°C	20s		1200°C	100s	Through-hole component (Lead: 2.5mm and (Lead: > 2.5mm))	3.5s/1°C/s							1200°C	100s	Through-hole component (Lead: 2.5mm and (Lead: > 2.5mm))	3.5s/1°C/s							1200°C	100s
Solder technique simulation	Test condition	Temperature (°C)	Time (s)	Temperature ramp/immersion and emersion rate																																																															
Dip	B	260 ±5 (solder temp)	10±1	25mm/s±6mm/s																																																															
Wave: Topside board-mount product	C	260 ±5 (solder temp)	20±1																																																																
Component Size	Ramp up to 180°C	T <sub>2min</sub>	T <sub>3min</sub>	T <sub>L</sub>	T <sub>peak</sub>	t <sub>p</sub>	Ramp down	Time 25°C to 260°C	Ramp down																																																										
Through-hole component (Lead: 2.5mm and (Lead: > 2.5mm))	3.5s/1°C/s							1200°C	100s																																																										
Through-hole component (Lead: 2.5mm and (Lead: > 2.5mm))	3.5s/1°C/s	170°C	170s	1200°C	127°C	20s		1200°C	100s																																																										
Through-hole component (Lead: 2.5mm and (Lead: > 2.5mm))	3.5s/1°C/s							1200°C	100s																																																										
Through-hole component (Lead: 2.5mm and (Lead: > 2.5mm))	3.5s/1°C/s							1200°C	100s																																																										
ESD	Appearance : No damage. Impedance : within±15% of initial value RDC : Within ±15% of initial value and shall not exceed the specification value	Direct Contact and Air Discharge PASSIVE COMPONENT HBM ESD Discharge Waveform to a Coaxial Target Test method: AEC-Q200-002 Test mode : Contact Discharge Discharge level : 4 KV (Level: 2 ) 																																																																	
Solder ability	More than 95% of the terminal electrode should be covered with solder.	<ul style="list-style-type: none"> <li>Through-hole Technology (THT) Method A1, Coating Durability Category 2</li> <li>SMD: Method B1, Coating Durability Category 2 Method D, Coating Durability Category 2</li> <li>Magnification 50x</li> <li>Pre and Post Electrical Test not required.</li> <li>Non-soldered type mounting/attach are not applicable.</li> </ul> <table border="1" data-bbox="1024 1601 1418 1915"> <thead> <tr> <th>参照</th> <th>Method A1</th> <th>Method B1</th> <th>Method D</th> </tr> </thead> <tbody> <tr> <td>焊接工藝</td> <td>再流焊</td> <td>其他器件的再流</td> <td>無鉛銲接</td> </tr> <tr> <td>銲接類型</td> <td>錫銀銅銲料</td> <td>錫銀銅銲料</td> <td>錫銀銅銲料</td> </tr> <tr> <td>浸入助銲劑</td> <td>5-10s</td> <td>5-10s</td> <td>5-10s</td> </tr> <tr> <td>浸入銲爐角</td> <td>20°~45°</td> <td>20°~45°</td> <td>20°~45°</td> </tr> <tr> <td>銲料溫度</td> <td>245 ±5°C</td> <td>245 ±5°C</td> <td>260 ±5°C</td> </tr> <tr> <td>浸入銲料時</td> <td>5+0/-0.5s</td> <td>5+0/-0.5s</td> <td>30+5/-0s</td> </tr> <tr> <td>浸入和提出</td> <td>25 ±6mm/s</td> <td>25 ±6mm/s</td> <td>25 ±6mm/s</td> </tr> </tbody> </table>	参照	Method A1	Method B1	Method D	焊接工藝	再流焊	其他器件的再流	無鉛銲接	銲接類型	錫銀銅銲料	錫銀銅銲料	錫銀銅銲料	浸入助銲劑	5-10s	5-10s	5-10s	浸入銲爐角	20°~45°	20°~45°	20°~45°	銲料溫度	245 ±5°C	245 ±5°C	260 ±5°C	浸入銲料時	5+0/-0.5s	5+0/-0.5s	30+5/-0s	浸入和提出	25 ±6mm/s	25 ±6mm/s	25 ±6mm/s																																	
参照	Method A1	Method B1	Method D																																																																
焊接工藝	再流焊	其他器件的再流	無鉛銲接																																																																
銲接類型	錫銀銅銲料	錫銀銅銲料	錫銀銅銲料																																																																
浸入助銲劑	5-10s	5-10s	5-10s																																																																
浸入銲爐角	20°~45°	20°~45°	20°~45°																																																																
銲料溫度	245 ±5°C	245 ±5°C	260 ±5°C																																																																
浸入銲料時	5+0/-0.5s	5+0/-0.5s	30+5/-0s																																																																
浸入和提出	25 ±6mm/s	25 ±6mm/s	25 ±6mm/s																																																																

Item	Performance	Test Condition																																																																																																																
Electrical Characterization	Refer Specification for Approval	Parametrically test per lot and sample size requirements, (inductance only unless otherwise agreed upon) Summary to show minimum, maximum, mean and standard deviation at room, minimum and maximum operating temperatures. Pre and Post Electrical Test not required																																																																																																																
Flammability	In accordance with Referenced Standards	UL-94 or IEC 60695-11-5																																																																																																																
Board Flex (SMD)	<p>Appearance : No damage. Impedance : within±15% of initial value RDC : Within ±15% of initial value and shall not exceed the specification value</p> 	<p>Preconditioning: Run through Reflow for 3 times. ( IPC/JEDEC J-STD-020E Classification Reflow Profiles) Place the 100mm X 40mm board into a fixture similar to the one shown in below Figure with the component facing down. The apparatus shall consist of mechanical means to apply a force which will bend the board (D) x = 2 mm minimum. The duration of the applied forces shall be 60 (+ 5) sec. The force is to be applied only once to the board.</p>																																																																																																																
Terminal strength (SMD)	<p>Appearance : No damage. Impedance : within±15% of initial value RDC : Within ±15% of initial value and shall not exceed the specification value</p> 	AEC-Q200,TAI-TECH SPEC.10N																																																																																																																
Electrical Transient Conduction	<p>ethod: AEC-Q200-002 Test mode : Contact Discharge Discharge level : 4 KV (Level: 2 )</p> <p><b>Table A.1 — Examples of test pulse severity levels for nominal 12 V system</b></p> <table border="1" data-bbox="422 1249 975 1422"> <thead> <tr> <th rowspan="2">Test pulse<sup>a</sup></th> <th rowspan="2">Selected test level<sup>b</sup></th> <th colspan="3">Test pulse severity level, <math>U_{i,cd}</math> V</th> <th rowspan="2">Min. number of pulses or test time</th> <th colspan="2">Burst cycle/ pulse repetition time</th> </tr> <tr> <th>IV</th> <th>III</th> <th>I / II</th> <th>min.</th> <th>max.</th> </tr> </thead> <tbody> <tr> <td>1</td> <td></td> <td>-150</td> <td>-112</td> <td>-75</td> <td>500 pulses</td> <td>0.5 s</td> <td>*</td> </tr> <tr> <td>2a</td> <td></td> <td>+112</td> <td>+55</td> <td>+37</td> <td>500 pulses</td> <td>0.2 s</td> <td>5 s</td> </tr> <tr> <td>2b</td> <td></td> <td>+10</td> <td>+10</td> <td>+10</td> <td>10 pulses</td> <td>0.5 s</td> <td>5 s</td> </tr> <tr> <td>3a</td> <td></td> <td>-220</td> <td>-165</td> <td>-112</td> <td>1 h</td> <td>90 ms</td> <td>100 ms</td> </tr> <tr> <td>3b</td> <td></td> <td>+150</td> <td>+112</td> <td>+75</td> <td>1 h</td> <td>90 ms</td> <td>100 ms</td> </tr> </tbody> </table> <p><sup>a</sup> Test pulses as in 5.6. <sup>b</sup> Values agreed between vehicle manufacturer and equipment supplier. <sup>c</sup> The amplitudes are the values of <math>U_{i,cd}</math> as defined for each test pulse in 5.6. <sup>d</sup> The former levels I and II are revised because they did not ensure sufficient immunity in subsequent road vehicles' design. <sup>e</sup> The maximum pulse repetition time shall be chosen such that it is the minimum time for the DUT to be correctly initialized before the application of the next pulse and shall be &gt;0.5 s.</p> <p><b>Table A.2 — Suggested test pulse severity levels for nominal 24 V system</b></p> <table border="1" data-bbox="422 1585 975 1758"> <thead> <tr> <th rowspan="2">Test pulse<sup>a</sup></th> <th rowspan="2">Selected test level<sup>b</sup></th> <th colspan="3">Test pulse severity level, <math>U_{i,cd}</math> V</th> <th rowspan="2">Min. number of pulses or test time</th> <th colspan="2">Burst cycle/ pulse repetition time</th> </tr> <tr> <th>IV</th> <th>III</th> <th>I / II</th> <th>min.</th> <th>max.</th> </tr> </thead> <tbody> <tr> <td>1</td> <td></td> <td>-600</td> <td>-450</td> <td>-300</td> <td>500 pulses</td> <td>0.5 s</td> <td>*</td> </tr> <tr> <td>2a</td> <td></td> <td>+112</td> <td>+55</td> <td>+37</td> <td>500 pulses</td> <td>0.2 s</td> <td>5 s</td> </tr> <tr> <td>2b</td> <td></td> <td>+20</td> <td>+20</td> <td>+20</td> <td>10 pulses</td> <td>0.5 s</td> <td>5 s</td> </tr> <tr> <td>3a</td> <td></td> <td>-300</td> <td>-220</td> <td>-150</td> <td>1 h</td> <td>90 ms</td> <td>100 ms</td> </tr> <tr> <td>3b</td> <td></td> <td>+300</td> <td>+220</td> <td>+150</td> <td>1 h</td> <td>90 ms</td> <td>100 ms</td> </tr> </tbody> </table> <p><sup>a</sup> Test pulses as in 5.6. <sup>b</sup> Values agreed between vehicle manufacturer and equipment supplier. <sup>c</sup> The amplitudes are the values of <math>U_{i,cd}</math> as defined for each test pulse in 5.6. <sup>d</sup> The former levels I and II are revised because they did not ensure sufficient immunity in subsequent road vehicles' design. <sup>e</sup> The maximum pulse repetition time shall be chosen such that it is the minimum time for the DUT to be correctly initialized before the application of the next pulse and shall be &gt;0.5 s.</p>	Test pulse <sup>a</sup>	Selected test level <sup>b</sup>	Test pulse severity level, $U_{i,cd}$ V			Min. number of pulses or test time	Burst cycle/ pulse repetition time		IV	III	I / II	min.	max.	1		-150	-112	-75	500 pulses	0.5 s	*	2a		+112	+55	+37	500 pulses	0.2 s	5 s	2b		+10	+10	+10	10 pulses	0.5 s	5 s	3a		-220	-165	-112	1 h	90 ms	100 ms	3b		+150	+112	+75	1 h	90 ms	100 ms	Test pulse <sup>a</sup>	Selected test level <sup>b</sup>	Test pulse severity level, $U_{i,cd}$ V			Min. number of pulses or test time	Burst cycle/ pulse repetition time		IV	III	I / II	min.	max.	1		-600	-450	-300	500 pulses	0.5 s	*	2a		+112	+55	+37	500 pulses	0.2 s	5 s	2b		+20	+20	+20	10 pulses	0.5 s	5 s	3a		-300	-220	-150	1 h	90 ms	100 ms	3b		+300	+220	+150	1 h	90 ms	100 ms	<p>A selected level and test time for testing at or in between these values may be chosen according to the agreement between vehicle manufacturer and supplier. In cases where no specific values are defined, it is recommended to use Test pulsea:2b Test pulse severity level: III</p> <p><b>Supply voltages</b></p> <table border="1" data-bbox="1042 1328 1401 1429"> <thead> <tr> <th>Supply voltage</th> <th>Nominal 12 V system V</th> <th>Nominal 24 V system V</th> </tr> </thead> <tbody> <tr> <td>UA</td> <td>13,5 ± 0,5</td> <td>27 ± 1</td> </tr> </tbody> </table>	Supply voltage	Nominal 12 V system V	Nominal 24 V system V	UA	13,5 ± 0,5	27 ± 1
Test pulse <sup>a</sup>	Selected test level <sup>b</sup>			Test pulse severity level, $U_{i,cd}$ V				Min. number of pulses or test time	Burst cycle/ pulse repetition time																																																																																																									
		IV	III	I / II	min.	max.																																																																																																												
1		-150	-112	-75	500 pulses	0.5 s	*																																																																																																											
2a		+112	+55	+37	500 pulses	0.2 s	5 s																																																																																																											
2b		+10	+10	+10	10 pulses	0.5 s	5 s																																																																																																											
3a		-220	-165	-112	1 h	90 ms	100 ms																																																																																																											
3b		+150	+112	+75	1 h	90 ms	100 ms																																																																																																											
Test pulse <sup>a</sup>	Selected test level <sup>b</sup>	Test pulse severity level, $U_{i,cd}$ V			Min. number of pulses or test time	Burst cycle/ pulse repetition time																																																																																																												
		IV	III	I / II		min.	max.																																																																																																											
1		-600	-450	-300	500 pulses	0.5 s	*																																																																																																											
2a		+112	+55	+37	500 pulses	0.2 s	5 s																																																																																																											
2b		+20	+20	+20	10 pulses	0.5 s	5 s																																																																																																											
3a		-300	-220	-150	1 h	90 ms	100 ms																																																																																																											
3b		+300	+220	+150	1 h	90 ms	100 ms																																																																																																											
Supply voltage	Nominal 12 V system V	Nominal 24 V system V																																																																																																																
UA	13,5 ± 0,5	27 ± 1																																																																																																																

**\*\*Derating Curve**

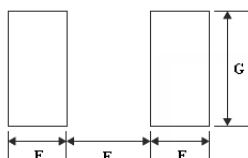
For the ferrite chip bead which withstanding current over 1.5A, as the operating temperature over 110°C, the derating current information is necessary to consider with. For the detail derating of current, please refer to the Derated Current vs. Operating Temperature curve.



**6. Soldering and Mounting**

**6-1. Recommended PC Board Pattern**

Chip Size						Land Patterns For Reflow Soldering		
Series	Type	A(mm)	B(mm)	C(mm)	D(mm)	E(mm)	F(mm)	G(mm)
HFZ	1005	1.0±0.10	0.50±0.10	0.50±0.10	0.25±0.10	0.50	0.40	0.60
	1608	1.6±0.15	0.80±0.15	0.80±0.15	0.30±0.20	0.80	0.85	0.95



PC board should be designed so that products can prevent damage from mechanical stress when warping the board.

**6-2. Soldering**

Mildly activated rosin fluxes are preferred. TAI-TECH terminations are suitable for re-flow soldering systems. If hand soldering cannot be avoided, the preferred technique is the utilization of hot air soldering tools.

**6-2.1 Soldering Reflow:**

Recommended temperature profiles for lead free re-flow soldering in Figure 1. Table 1.1&1.2 (J-STD-020E)

**6-2.2 Soldering Iron:**

Products attachment with a soldering iron is discouraged due to the inherent process control limitations. In the event that a soldering iron must be employed the following precautions are recommended. (Figure 2.)

- Preheat circuit and products to 150°C
- Never contact the ceramic with the iron tip
- Use a 20 watt soldering iron with tip diameter of 1.0mm
- 350°C tip temperature (max)
- 1.0mm tip diameter (max)
- Limit soldering time to 4~5sec.



Fig.1 Soldering Reflow

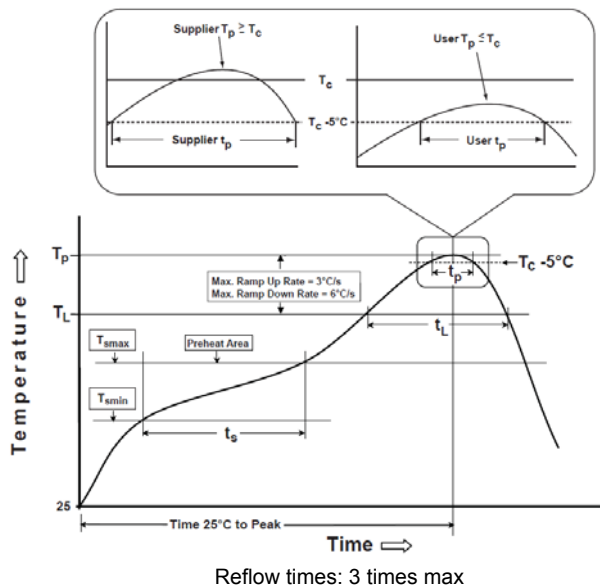


Fig.2 Iron soldering temperature profiles

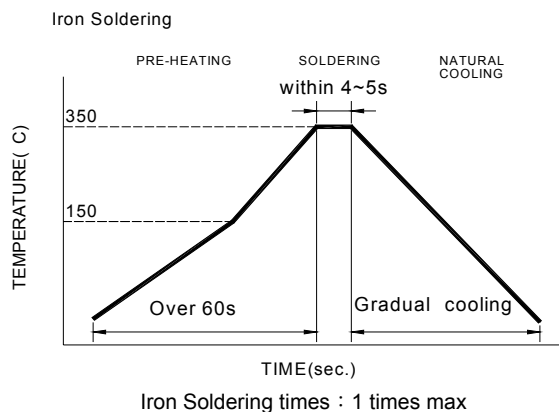


Table (1.1): Reflow Profiles

Profile Type:	Pb-Free Assembly
Preheat	
-Temperature Min( $T_{smin}$ )	150°C
-Temperature Max( $T_{smax}$ )	200°C
-Time( $t_s$ )from( $T_{smin}$ to $T_{smax}$ )	60-120seconds
Ramp-up rate( $T_L$ to $T_p$ )	3°C/second max.
Liquidus temperature( $T_L$ )	217°C
Time( $t_L$ )maintained above $T_L$	60-150 seconds
Classification temperature( $T_c$ )	See Table (1.2)
Time( $t_p$ ) at $T_c - 5^\circ\text{C}$ ( $T_p$ should be equal to or less than $T_c$ .)	< 30 seconds
Ramp-down rate( $T_p$ to $T_L$ )	6°C /second max.
Time 25°C to peak temperature	8 minutes max.

**T<sub>p</sub>**: maximum peak package body temperature, **T<sub>c</sub>**: the classification temperature.  
 For user (customer) **T<sub>p</sub>** should be equal to or less than **T<sub>c</sub>**.

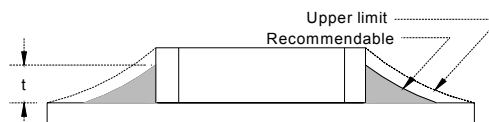
Table (1.2) Package Thickness/Volume and Classification Temperature ( $T_c$ )

	Package Thickness	Volume mm <sup>3</sup> <350	Volume mm <sup>3</sup> 350-2000	Volume mm <sup>3</sup> >2000
PB-Free Assembly	<1.6mm	260°C	260°C	260°C
	1.6-2.5mm	260°C	250°C	245°C
	≥2.5mm	250°C	245°C	245°C

Reflow is referred to standard IPC/JEDEC J-STD-020E ◦

**6-2.3 Solder Volume:**

Accordingly increasing the solder volume, the mechanical stress to product is also increased. Exceeding solder volume may cause the failure of mechanical or electrical performance. Solder shall be used not to be exceed as shown in right side:  
 Minimum fillet height = soldering thickness + 25% product height







## 測試報告

# Test Report

號碼(No.): ETR23B04850

日期(Date): 05-Dec-2023

頁數(Page): 1 of 16

西北臺慶科技股份有限公司 (TAI-TECH ADVANCED ELECTRONICS CO., LTD.)

臺慶精密電子(昆山)有限公司 (TAI-TECH ADVANCED ELECTRONICS (KUN-SHAN) CO., LTD.)

慶邦電子元件(泗洪)有限公司 (TAIPAQ ELECTRONICS (SI-HONG) CO., LTD.)

桃園市楊梅區幼獅工業區幼四路1號 (NO. 1, YOU 4TH ROAD, YOUTH INDUSTRIAL DISTRICT, YANG-MEI, TAO-YUAN CITY, TAIWAN R. O. C.)

江蘇省昆山市鐘朗昆嘉高科技工業區郭澤路 (GUO-ZE ROAD, KUNJIA HI-TECH INDUSTRIAL PARK, KUN-SHAN, JIANG-SU, CHINA)

中國·江蘇省·宿遷市·泗洪縣·經濟開發區杭州路南側·建設北路東側 (THE SOUTH HANGZHOU ROAD AND THE EAST JIANSHE ROAD · ECONOMIC DEVELOPMENT ZONE · SIHONG COUNTY · SUQIANCITY · JIANGSU PROVINCE · P,R · CHINA)

以下測試樣品係由申請廠商所提供及確認 (The following sample(s) was/were submitted and identified by the applicant as) :

樣品名稱(Sample Name) : FERRITE CHIP BEAD、FERRITE CHIP INDUCTOR、ARRAY、MCF、MCM、YMV、APM SERIES

樣品型號(Style/Item No.) : FERRITE CHIP BEAD、FERRITE CHIP INDUCTOR、ARRAY、MCF、MCM、YMV、APM SERIES

收件日(Sample Receiving Date) : 28-Nov-2023

測試期間(Testing Period) : 28-Nov-2023 to 05-Dec-2023

測試需求(Test Requested) : 依據客戶要求進行測試·測試項目請參閱測試結果表格。(Testing item(s) is/are specified by client. Please refer to result table for testing item(s).)

測試結果(Test Results) : 請參閱下一頁 (Please refer to following pages.)

  
Troy Chang / Department Manager  
Signed for and on behalf of  
SGS TAIWAN LTD.  
Chemical Laboratory - Taipei



PIN CODE: E94C4B9A

This document is issued by the Company subject to its General Conditions of Service printed overleaf, available on request or accessible at <https://www.sgs.com.tw/terms-of-service> and, for electronic format documents, subject to Terms and Conditions for Electronic Documents at <https://www.sgs.com.tw/terms-of-service>. Attention is drawn to the limitation of liability, indemnification and jurisdiction issues defined therein. Any holder of this document is advised that information contained hereon reflects the Company's findings at the time of its intervention only and within the limits of client's instruction, if any. The Company's sole responsibility is to its Client and this document does not exonerate parties to a transaction from exercising all their rights and obligations under the transaction documents. This document cannot be reproduced, except in full, without prior written approval of the Company. Any unauthorized alteration, forgery or falsification of the content or appearance of this document is unlawful and offenders may be prosecuted to the fullest extent of the law. Unless otherwise stated the results shown in this test report refer only to the sample(s) tested.

SGS Taiwan Ltd. 台灣檢驗科技股份有限公司  
新北市五股區新北產業園區五權七路 25 號 t+886(02)2299 3939 f+886(02)2299 3237  
25, Wu Chyuan 7th Road, New Taipei Industrial Park, Wu Ku District, New Taipei City, Taiwan

Member of the SGS Group

# 測試報告

## Test Report

號碼(No.): ETR23B04850

日期(Date): 05-Dec-2023

頁數(Page): 2 of 16

西北臺慶科技股份有限公司 (TAI-TECH ADVANCED ELECTRONICS CO., LTD.)

臺慶精密電子(昆山)有限公司 (TAI-TECH ADVANCED ELECTRONICS (KUN-SHAN) CO., LTD.)

慶邦電子元器件(泗洪)有限公司 (TAIPAQ ELECTRONICS (SI-HONG) CO., LTD.)

桃園市楊梅區幼獅工業區幼四路1號 (NO. 1, YOU 4TH ROAD, YOUTH INDUSTRIAL DISTRICT, YANG-MEI, TAO-YUAN CITY, TAIWAN R. O. C.)

江蘇省昆山市蓬朗昆嘉高科技工業區郭澤路 (GUO-ZE ROAD, KUNJIA HI-TECH INDUSTRIAL PARK, KUN-SHAN, JIANG-SU, CHINA)

中國·江蘇省·宿遷市·泗洪縣·經濟開發區杭州路南側·建設北路東側 (THE SOUTH HANGZHOU ROAD AND THE EAST JIANSHE ROAD · ECONOMIC DEVELOPMENT ZONE · SIHONG COUNTY · SUQIANCITY · JIANGSU PROVINCE · P,R · CHINA)

### 測試部位敘述 (Test Part Description)

No.1 : 整體混測 (MIXED ALL PARTS)

### 測試結果 (Test Results)

測試項目 (Test Items)	測試方法 (Method)	單位 (Unit)	MDL	結果 (Result)
				No.1
鎘 (Cd) (Cadmium (Cd))	參考IEC 62321-5: 2013 · 以感應耦合電漿發射光譜儀分析。(With reference to IEC 62321-5: 2013, analysis was performed by ICP-OES.)	mg/kg	2	n.d.
鉛 (Pb) (Lead (Pb))		mg/kg	2	n.d.
汞 (Hg) (Mercury (Hg))	參考IEC 62321-4: 2013+ AMD1: 2017 · 以感應耦合電漿發射光譜儀分析。(With reference to IEC 62321-4: 2013+ AMD1: 2017, analysis was performed by ICP-OES.)	mg/kg	2	n.d.
六價鉻 Cr(VI) (Hexavalent Chromium Cr(VI))	參考IEC 62321-7-2: 2017 · 以紫外光-可見光分光光度計分析。(With reference to IEC 62321-7-2: 2017, analysis was performed by UV-VIS.)	mg/kg	8	n.d.
一溴聯苯 (Monobromobiphenyl)	參考IEC 62321-6: 2015 · 以氣相層析儀/質譜儀分析。(With reference to IEC 62321-6: 2015, analysis was performed by GC/MS.)	mg/kg	5	n.d.
二溴聯苯 (Dibromobiphenyl)		mg/kg	5	n.d.
三溴聯苯 (Tribromobiphenyl)		mg/kg	5	n.d.
四溴聯苯 (Tetrabromobiphenyl)		mg/kg	5	n.d.
五溴聯苯 (Pentabromobiphenyl)		mg/kg	5	n.d.
六溴聯苯 (Hexabromobiphenyl)		mg/kg	5	n.d.
七溴聯苯 (Heptabromobiphenyl)		mg/kg	5	n.d.
八溴聯苯 (Octabromobiphenyl)		mg/kg	5	n.d.
九溴聯苯 (Nonabromobiphenyl)		mg/kg	5	n.d.
十溴聯苯 (Decabromobiphenyl)		mg/kg	5	n.d.
多溴聯苯總和 (Sum of PBBs)	mg/kg	-	n.d.	

This document is issued by the Company subject to its General Conditions of Service printed overleaf, available on request or accessible at <https://www.sgs.com.tw/terms-of-service> and, for electronic format documents, subject to Terms and Conditions for Electronic Documents at <https://www.sgs.com.tw/terms-of-service>. Attention is drawn to the limitation of liability, indemnification and jurisdiction issues defined therein. Any holder of this document is advised that information contained hereon reflects the Company's findings at the time of its intervention only and within the limits of client's instruction, if any. The Company's sole responsibility is to its Client and this document does not exonerate parties to a transaction from exercising all their rights and obligations under the transaction documents. This document cannot be reproduced, except in full, without prior written approval of the Company. Any unauthorized alteration, forgery or falsification of the content or appearance of this document is unlawful and offenders may be prosecuted to the fullest extent of the law. Unless otherwise stated the results shown in this test report refer only to the sample(s) tested.

# 測試報告

## Test Report

號碼(No.): ETR23B04850

日期(Date): 05-Dec-2023

頁數(Page): 3 of 16

西北臺慶科技股份有限公司 (TAI-TECH ADVANCED ELECTRONICS CO., LTD.)

臺慶精密電子(昆山)有限公司 (TAI-TECH ADVANCED ELECTRONICS (KUN-SHAN) CO., LTD.)

慶邦電子元器件(泗洪)有限公司 (TAIPAQ ELECTRONICS (SI-HONG) CO., LTD.)

桃園市楊梅區幼獅工業區幼四路1號 (NO. 1, YOU 4TH ROAD, YOUTH INDUSTRIAL DISTRICT, YANG-MEI, TAO-YUAN CITY, TAIWAN R. O. C.)

江蘇省昆山市鐘朗昆嘉高科技工業區郭澤路 (GUO-ZE ROAD, KUNJIA HI-TECH INDUSTRIAL PARK, KUN-SHAN, JIANG-SU, CHINA)

中國·江蘇省·宿遷市·泗洪縣·經濟開發區杭州路南側·建設北路東側 (THE SOUTH HANGZHOU ROAD AND THE EAST JIANSHE ROAD · ECONOMIC DEVELOPMENT ZONE · SIHONG COUNTY · SUQIANCITY · JIANGSU PROVINCE · P,R · CHINA)

測試項目 (Test Items)	測試方法 (Method)	單位 (Unit)	MDL	結果 (Result)
				No.1
一溴聯苯醚 (Monobromodiphenyl ether)	參考IEC 62321-6: 2015 · 以氣相層析儀/質譜儀分析。(With reference to IEC 62321-6: 2015, analysis was performed by GC/MS.)	mg/kg	5	n.d.
二溴聯苯醚 (Dibromodiphenyl ether)		mg/kg	5	n.d.
三溴聯苯醚 (Tribromodiphenyl ether)		mg/kg	5	n.d.
四溴聯苯醚 (Tetrabromodiphenyl ether)		mg/kg	5	n.d.
五溴聯苯醚 (Pentabromodiphenyl ether)		mg/kg	5	n.d.
六溴聯苯醚 (Hexabromodiphenyl ether)		mg/kg	5	n.d.
七溴聯苯醚 (Heptabromodiphenyl ether)		mg/kg	5	n.d.
八溴聯苯醚 (Octabromodiphenyl ether)		mg/kg	5	n.d.
九溴聯苯醚 (Nonabromodiphenyl ether)		mg/kg	5	n.d.
十溴聯苯醚 (Decabromodiphenyl ether)		mg/kg	5	n.d.
多溴聯苯醚總和 (Sum of PBDEs)		mg/kg	-	n.d.
鄰苯二甲酸丁苯甲酯 (BBP) (Butyl benzyl phthalate (BBP))	參考IEC 62321-8: 2017 · 以氣相層析儀/質譜儀分析。(With reference to IEC 62321-8: 2017, analysis was performed by GC/MS.)	mg/kg	50	n.d.
鄰苯二甲酸二丁酯 (DBP) (Dibutyl phthalate (DBP))		mg/kg	50	n.d.
鄰苯二甲酸二(2-乙基己基)酯 (DEHP) (Di-(2-ethylhexyl) phthalate (DEHP))		mg/kg	50	n.d.
鄰苯二甲酸二異丁酯 (DIBP) (Diisobutyl phthalate (DIBP))		mg/kg	50	n.d.
鄰苯二甲酸二異癸酯 (DIDP) (Diisodecyl phthalate (DIDP)) (CAS No.: 26761-40-0, 68515-49-1)		mg/kg	50	n.d.
鄰苯二甲酸二異壬酯 (DINP) (Diisononyl phthalate (DINP)) (CAS No.: 28553-12-0, 68515-48-0)		mg/kg	50	n.d.

This document is issued by the Company subject to its General Conditions of Service printed overleaf, available on request or accessible at <https://www.sgs.com.tw/terms-of-service> and, for electronic format documents, subject to Terms and Conditions for Electronic Documents at <https://www.sgs.com.tw/terms-of-service>. Attention is drawn to the limitation of liability, indemnification and jurisdiction issues defined therein. Any holder of this document is advised that information contained hereon reflects the Company's findings at the time of its intervention only and within the limits of client's instruction, if any. The Company's sole responsibility is to its Client and this document does not exonerate parties to a transaction from exercising all their rights and obligations under the transaction documents. This document cannot be reproduced, except in full, without prior written approval of the Company. Any unauthorized alteration, forgery or falsification of the content or appearance of this document is unlawful and offenders may be prosecuted to the fullest extent of the law. Unless otherwise stated the results shown in this test report refer only to the sample(s) tested.

# 測試報告

## Test Report

號碼(No.): ETR23B04850

日期(Date): 05-Dec-2023

頁數(Page): 4 of 16

西北臺慶科技股份有限公司 (TAI-TECH ADVANCED ELECTRONICS CO., LTD.)

臺慶精密電子(昆山)有限公司 (TAI-TECH ADVANCED ELECTRONICS (KUN-SHAN) CO., LTD.)

慶邦電子元器件(泗洪)有限公司 (TAIPAQ ELECTRONICS (SI-HONG) CO., LTD.)

桃園市楊梅區幼獅工業區幼四路1號 (NO. 1, YOU 4TH ROAD, YOUTH INDUSTRIAL DISTRICT, YANG-MEI, TAO-YUAN CITY, TAIWAN R. O. C.)

江蘇省昆山市鐘朗昆嘉高科技工業區郭澤路 (GUO-ZE ROAD, KUNJIA HI-TECH INDUSTRIAL PARK, KUN-SHAN, JIANG-SU, CHINA)

中國·江蘇省·宿遷市·泗洪縣·經濟開發區杭州路南側·建設北路東側 (THE SOUTH HANGZHOU ROAD AND THE EAST JIANSHE ROAD · ECONOMIC DEVELOPMENT ZONE · SIHONG COUNTY · SUQIANCITY · JIANGSU PROVINCE · P,R · CHINA)

測試項目 (Test Items)	測試方法 (Method)	單位 (Unit)	MDL	結果 (Result)
				No.1
鄰苯二甲酸二正辛酯 (DNOP) (Di-n-octyl phthalate (DNOP)) (CAS No.: 117-84-0)	參考IEC 62321-8: 2017 · 以氣相層析儀/質譜儀分析。(With reference to IEC 62321-8: 2017, analysis was performed by GC/MS.)	mg/kg	50	n.d.
鄰苯二甲酸二正戊酯 (DNPP) (Di-n-pentyl phthalate (DNPP)) (CAS No.: 131-18-0)		mg/kg	50	n.d.
鄰苯二甲酸二正己酯 (DNHP) (Di-n-hexyl phthalate (DNHP)) (CAS No.: 84-75-3)		mg/kg	50	n.d.
六溴環十二烷及所有主要被辨別出的異構物(HBCDD) (α- HBCDD, β- HBCDD, γ- HBCDD) (Hexabromocyclododecane (HBCDD) and all major diastereoisomers identified (α- HBCDD, β- HBCDD, γ- HBCDD)) (CAS No.: 25637-99-4, 3194-55-6 (134237-51-7, 134237-50-6, 134237-52-8))	參考IEC 62321-9: 2021 · 以氣相層析儀/質譜儀分析。(With reference to IEC 62321-9: 2021, analysis was performed by GC/MS.)	mg/kg	20	n.d.
氟 (F) (Fluorine (F)) (CAS No.: 14762-94-8)	參考BS EN 14582: 2016 · 以離子層析儀分析。(With reference to BS EN 14582: 2016, analysis was performed by IC.)	mg/kg	50	n.d.
氯 (Cl) (Chlorine (Cl)) (CAS No.: 22537-15-1)		mg/kg	50	n.d.
溴 (Br) (Bromine (Br)) (CAS No.: 10097-32-2)		mg/kg	50	n.d.
碘 (I) (Iodine (I)) (CAS No.: 14362-44-8)		mg/kg	50	n.d.
全氟辛烷磺酸及其鹽類 (PFOS and its salts) (CAS No.: 1763-23-1 and its salts)	參考CEN/TS 15968: 2010 · 以液相層析串聯質譜儀分析。(With reference to CEN/TS 15968: 2010, analysis was performed by LC/MS/MS.)	mg/kg	0.01	n.d.
全氟辛酸及其鹽類 (PFOA and its salts) (CAS No.: 335-67-1 and its salts)		mg/kg	0.01	n.d.

This document is issued by the Company subject to its General Conditions of Service printed overleaf, available on request or accessible at <https://www.sgs.com.tw/terms-of-service> and, for electronic format documents, subject to Terms and Conditions for Electronic Documents at <https://www.sgs.com.tw/terms-of-service>. Attention is drawn to the limitation of liability, indemnification and jurisdiction issues defined therein. Any holder of this document is advised that information contained hereon reflects the Company's findings at the time of its intervention only and within the limits of client's instruction, if any. The Company's sole responsibility is to its Client and this document does not exonerate parties to a transaction from exercising all their rights and obligations under the transaction documents. This document cannot be reproduced, except in full, without prior written approval of the Company. Any unauthorized alteration, forgery or falsification of the content or appearance of this document is unlawful and offenders may be prosecuted to the fullest extent of the law. Unless otherwise stated the results shown in this test report refer only to the sample(s) tested.

# 測試報告

## Test Report

號碼(No.): ETR23B04850

日期(Date): 05-Dec-2023

頁數(Page): 5 of 16

西北臺慶科技股份有限公司 (TAI-TECH ADVANCED ELECTRONICS CO., LTD.)

臺慶精密電子(昆山)有限公司 (TAI-TECH ADVANCED ELECTRONICS (KUN-SHAN) CO., LTD.)

慶邦電子元器件 (泗洪) 有限公司 (TAIPAQ ELECTRONICS (SI-HONG) CO., LTD.)

桃園市楊梅區幼獅工業區幼四路1號 (NO. 1, YOU 4TH ROAD, YOUTH INDUSTRIAL DISTRICT, YANG-MEI, TAO-YUAN CITY, TAIWAN R. O. C.)

江蘇省昆山市蓬朗昆嘉高科技工業區郭澤路 (GUO-ZE ROAD, KUNJIA HI-TECH INDUSTRIAL PARK, KUN-SHAN, JIANG-SU, CHINA)

中國 · 江蘇省 · 宿遷市 · 泗洪縣 · 經濟開發區杭州路南側 · 建設北路東側 (THE SOUTH HANGZHOU ROAD AND THE EAST JIANSHE ROAD · ECONOMIC DEVELOPMENT ZONE · SIHONG COUNTY · SUQIANCITY · JIANGSU PROVINCE · P,R · CHINA)

測試項目 (Test Items)	測試方法 (Method)	單位 (Unit)	MDL	結果 (Result)
				No.1
銻 (Sb) (Antimony (Sb)) (CAS No.: 7440-36-0)	參考US EPA 3052: 1996 · 以感應耦合電漿發射光譜儀分析。(With reference to US EPA 3052: 1996, analysis was performed by ICP-OES.)	mg/kg	2	n.d.
鈹 (Be) (Beryllium (Be)) (CAS No.: 7440-41-7)		mg/kg	2	n.d.
砷 (As) (Arsenic (As)) (CAS No.: 7440-38-2)		mg/kg	2	n.d.
聚氯乙烯 (Polyvinyl chloride) (PVC)	參考ASTM E1252: 2021 · 以傅立葉轉換紅外線光譜儀及焰色法分析。(With reference to ASTM E1252: 2021, analysis was performed by FT-IR and Flame Test.)	**	-	Negative

### 備註(Note) :

1. mg/kg = ppm ; 0.1wt% = 0.1% = 1000ppm
2. MDL = Method Detection Limit (方法偵測極限值)
3. n.d. = Not Detected (未檢出) ; 小於MDL / Less than MDL
4. "-" = Not Regulated (無規格值)
5. \*\* = Qualitative analysis (No Unit) 定性分析(無單位)
6. Negative = Undetectable 陰性(未偵測到); Positive = Detectable 陽性(已偵測到)
7. 樣品的測試是基於申請人要求混合測試 · 報告中的混合測試結果不代表其中個別單一材質的含量。  
The sample(s) was/were analyzed on behalf of the applicant as mixing sample in one testing. The above result(s) was/were only given as the informality value.

This document is issued by the Company subject to its General Conditions of Service printed overleaf, available on request or accessible at <https://www.sgs.com.tw/terms-of-service> and, for electronic format documents, subject to Terms and Conditions for Electronic Documents at <https://www.sgs.com.tw/terms-of-service>. Attention is drawn to the limitation of liability, indemnification and jurisdiction issues defined therein. Any holder of this document is advised that information contained hereon reflects the Company's findings at the time of its intervention only and within the limits of client's instruction, if any. The Company's sole responsibility is to its Client and this document does not exonerate parties to a transaction from exercising all their rights and obligations under the transaction documents. This document cannot be reproduced, except in full, without prior written approval of the Company. Any unauthorized alteration, forgery or falsification of the content or appearance of this document is unlawful and offenders may be prosecuted to the fullest extent of the law. Unless otherwise stated the results shown in this test report refer only to the sample(s) tested.

# 測試報告

## Test Report

號碼(No.): ETR23B04850

日期(Date): 05-Dec-2023

頁數(Page): 6 of 16

西北臺慶科技股份有限公司 (TAI-TECH ADVANCED ELECTRONICS CO., LTD.)

臺慶精密電子(昆山)有限公司 (TAI-TECH ADVANCED ELECTRONICS (KUN-SHAN) CO., LTD.)

慶邦電子元件(泗洪)有限公司 (TAIPAQ ELECTRONICS (SI-HONG) CO., LTD.)

桃園市楊梅區幼獅工業區幼四路1號 (NO. 1, YOU 4TH ROAD, YOUTH INDUSTRIAL DISTRICT, YANG-MEI, TAO-YUAN CITY, TAIWAN R. O. C.)

江蘇省昆山市鐘朗昆嘉高科技工業區郭澤路 (GUO-ZE ROAD, KUNJIA HI-TECH INDUSTRIAL PARK, KUN-SHAN, JIANG-SU, CHINA)

中國·江蘇省·宿遷市·泗洪縣·經濟開發區杭州路南側·建設北路東側 (THE SOUTH HANGZHOU ROAD AND THE EAST JIANSHE ROAD · ECONOMIC DEVELOPMENT ZONE · SIHONG COUNTY · SUQIANCITY · JIANGSU PROVINCE · P,R · CHINA)

### PFAS Remark :

現有PFAS定量技術是分析PFAS物質的特定結構，但同碳數族群之PFAS酸及鹽類物質，其可被辨識的特定結構相同，因此無法區別所分析的特定結構是來自酸或者鹽類，故測試結果為同碳數族群之PFAS之酸及鹽類物質的濃度總合。下表PFAS物質濃度皆已包含在測試結果中，相關資訊請參見下表：(下表列舉PFAS物質僅為範例，並不包含所有同碳數族群之PFAS鹽類。)

(The quantitative technology of PFAS is to analyze the specific structure of PFAS substances. However, PFAS acid and its salts with the same carbon number group have the same specific structure that can be identified. The tested results of the analyzed specific structure cannot be distinguished to identify the contribution from PFAS acid or its salts. Therefore, the tested results display the sum of concentrations of PFAS acids and its salts with the same carbon number group. The concentration of PFAS substances in the below table have been included in the tested results, please refer to the table for relevant information: (The listed PFAS substances are examples only, it do not include all PFAS salts with the same carbon number group.))

物質濃度分類 (Classification of Substance Concentration)	物質名稱 (Substance Name)	CAS No.
全氟辛烷磺酸及其鹽類 Perfluorooctane sulfonates and its salts (PFOS and its salts) (CAS No.: 1763-23-1 and its salts)	全氟辛基磺酸鉀 (PFOS-K) Potassium perfluorooctanesulfonate (PFOS-K)	2795-39-3
	全氟辛基磺酸鋰 (PFOS-Li) Perfluorooctanesulfonic acid, lithium salt (PFOS-Li)	29457-72-5
	全氟辛基磺酸銨 (PFOS-NH <sub>4</sub> ) Perfluorooctanesulfonic acid, ammonium salt (PFOS-NH <sub>4</sub> )	29081-56-9
	全氟辛基磺酸二乙醇銨 (PFOS-NH(OH) <sub>2</sub> ) Perfluorooctane sulfonate diethanolamine salt (PFOS-NH(OH) <sub>2</sub> )	70225-14-8
	全氟辛基磺酸四乙基銨 (PFOS-N(C <sub>2</sub> H <sub>5</sub> ) <sub>4</sub> ) Perfluorooctanesulfonic acid, tetraethylammonium salt (PFOS-N(C <sub>2</sub> H <sub>5</sub> ) <sub>4</sub> )	56773-42-3
	全氟辛基磺酸二癸二甲基銨 (PFOS-DDA) N-decyl-N,N-dimethyldecyl-1-aminium 1,1,2,2,3,3,4,4,5,5,6,6,7,7,8,8,8-heptafluorooctane-1-sulfonate (PFOS-DDA)	251099-16-8

This document is issued by the Company subject to its General Conditions of Service printed overleaf, available on request or accessible at <https://www.sgs.com.tw/terms-of-service> and, for electronic format documents, subject to Terms and Conditions for Electronic Documents at <https://www.sgs.com.tw/terms-of-service>. Attention is drawn to the limitation of liability, indemnification and jurisdiction issues defined therein. Any holder of this document is advised that information contained hereon reflects the Company's findings at the time of its intervention only and within the limits of client's instruction, if any. The Company's sole responsibility is to its Client and this document does not exonerate parties to a transaction from exercising all their rights and obligations under the transaction documents. This document cannot be reproduced, except in full, without prior written approval of the Company. Any unauthorized alteration, forgery or falsification of the content or appearance of this document is unlawful and offenders may be prosecuted to the fullest extent of the law. Unless otherwise stated the results shown in this test report refer only to the sample(s) tested.



# 測試報告

## Test Report

號碼(No.): ETR23B04850

日期(Date): 05-Dec-2023

頁數(Page): 7 of 16

西北臺慶科技股份有限公司 (TAI-TECH ADVANCED ELECTRONICS CO., LTD.)

臺慶精密電子(昆山)有限公司 (TAI-TECH ADVANCED ELECTRONICS (KUN-SHAN) CO., LTD.)

慶邦電子元件(泗洪)有限公司 (TAIPAQ ELECTRONICS (SI-HONG) CO., LTD.)

桃園市楊梅區幼獅工業區幼四路1號 (NO. 1, YOU 4TH ROAD, YOUTH INDUSTRIAL DISTRICT, YANG-MEI, TAO-YUAN CITY, TAIWAN R. O. C.)

江蘇省昆山市鐘朗昆嘉高科技工業區郭澤路 (GUO-ZE ROAD, KUNJIA HI-TECH INDUSTRIAL PARK, KUN-SHAN, JIANG-SU, CHINA)

中國·江蘇省·宿遷市·泗洪縣·經濟開發區杭州路南側·建設北路東側 (THE SOUTH HANGZHOU ROAD AND THE EAST JIANSHE ROAD · ECONOMIC DEVELOPMENT ZONE · SIHONG COUNTY · SUQIANCITY · JIANGSU PROVINCE · P,R · CHINA)

物質濃度分類 (Classification of Substance Concentration)	物質名稱 (Substance Name)	CAS No.
全氟辛烷磺酸及其鹽類 Perfluorooctane sulfonates and its salts (PFOS and its salts) (CAS No.: 1763-23-1 and its salts)	全氟辛基磺酰氟 (POSF) Perfluorooctane sulfonyl fluoride (POSF)	307-35-7
	全氟辛基磺酸鎂 (PFOS-Mg) Perfluorooctanesulfonic acid, magnesium salt (PFOS-Mg)	91036-71-4
	全氟辛基磺酸鈉 (PFOS-Na) Perfluorooctanesulfonic acid, sodium salt (PFOS-Na)	4021-47-0
全氟辛酸及其鹽類 Perfluorooctanoic acid and its salts (PFOA and its salts) (CAS No.: 335-67-1 and its salts)	全氟辛酸鈉 (PFOA-Na) Sodium perfluorooctanoate (PFOA-Na)	335-95-5
	全氟辛酸鉀 (PFOA-K) Potassium perfluorooctanoate (PFOA-K)	2395-00-8
	全氟辛酸銀 (PFOA-Ag) Silver perfluorooctanoate (PFOA-Ag)	335-93-3
	全氟辛氟 (PFOA-F) Perfluorooctanoyl fluoride (PFOA-F)	335-66-0
	全氟辛酸銨 (APFO) Ammonium pentadecafluorooctanoate (APFO)	3825-26-1
	全氟辛酸鋰 (PFOA-Li) Lithium perfluorooctanoate (PFOA-Li)	17125-58-5

This document is issued by the Company subject to its General Conditions of Service printed overleaf, available on request or accessible at <https://www.sgs.com.tw/terms-of-service> and, for electronic format documents, subject to Terms and Conditions for Electronic Documents at <https://www.sgs.com.tw/terms-of-service>. Attention is drawn to the limitation of liability, indemnification and jurisdiction issues defined therein. Any holder of this document is advised that information contained hereon reflects the Company's findings at the time of its intervention only and within the limits of client's instruction, if any. The Company's sole responsibility is to its Client and this document does not exonerate parties to a transaction from exercising all their rights and obligations under the transaction documents. This document cannot be reproduced, except in full, without prior written approval of the Company. Any unauthorized alteration, forgery or falsification of the content or appearance of this document is unlawful and offenders may be prosecuted to the fullest extent of the law. Unless otherwise stated the results shown in this test report refer only to the sample(s) tested.

# 測試報告

## Test Report

號碼(No.): ETR23B04850

日期(Date): 05-Dec-2023

頁數(Page): 8 of 16

西北臺慶科技股份有限公司 (TAI-TECH ADVANCED ELECTRONICS CO., LTD.)

臺慶精密電子(昆山)有限公司 (TAI-TECH ADVANCED ELECTRONICS (KUN-SHAN) CO., LTD.)

慶邦電子元器件(泗洪)有限公司 (TAIPAQ ELECTRONICS (SI-HONG) CO., LTD.)

桃園市楊梅區幼獅工業區幼四路1號 (NO. 1, YOU 4TH ROAD, YOUTH INDUSTRIAL DISTRICT, YANG-MEI, TAO-YUAN CITY, TAIWAN R. O. C.)

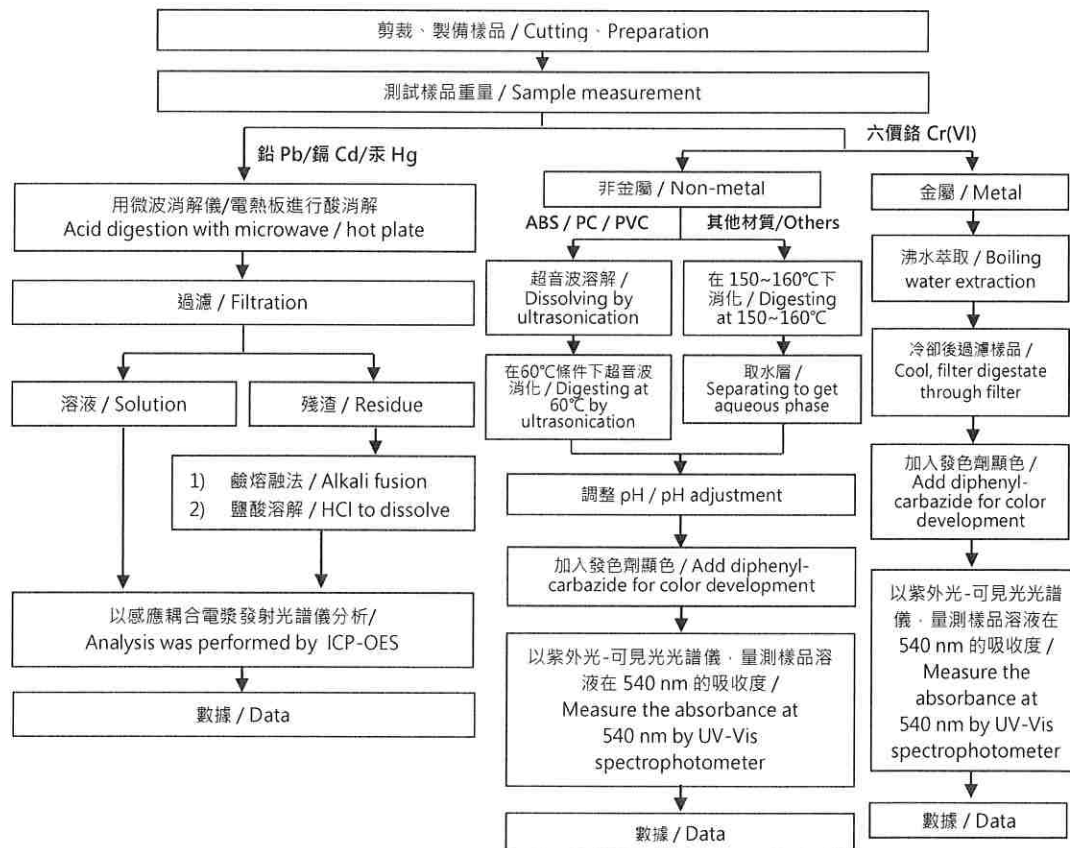
江蘇省昆山市鐘朗昆嘉高科技工業區郭澤路 (GUO-ZE ROAD, KUNJIA HI-TECH INDUSTRIAL PARK, KUN-SHAN, JIANG-SU, CHINA)

中國·江蘇省·宿遷市·泗洪縣·經濟開發區杭州路南側·建設北路東側 (THE SOUTH HANGZHOU ROAD AND THE EAST JIANSHE ROAD · ECONOMIC DEVELOPMENT ZONE · SIHONG COUNTY · SUQIANCITY · JIANGSU PROVINCE · P,R · CHINA)

### 重金屬流程圖 / Analytical flow chart of heavy metal

根據以下的流程圖之條件·樣品已完全溶解。(六價鉻測試方法除外)

These samples were dissolved totally by pre-conditioning method according to below flow chart. (Cr<sup>6+</sup> test method excluded)



This document is issued by the Company subject to its General Conditions of Service printed overleaf, available on request or accessible at <https://www.sgs.com.tw/terms-of-service> and, for electronic format documents, subject to Terms and Conditions for Electronic Documents at <https://www.sgs.com.tw/terms-of-service>. Attention is drawn to the limitation of liability, indemnification and jurisdiction issues defined therein. Any holder of this document is advised that information contained hereon reflects the Company's findings at the time of its intervention only and within the limits of client's instruction, if any. The Company's sole responsibility is to its Client and this document does not exonerate parties to a transaction from exercising all their rights and obligations under the transaction documents. This document cannot be reproduced, except in full, without prior written approval of the Company. Any unauthorized alteration, forgery or falsification of the content or appearance of this document is unlawful and offenders may be prosecuted to the fullest extent of the law. Unless otherwise stated the results shown in this test report refer only to the sample(s) tested.

# 測試報告

## Test Report

號碼(No.): ETR23B04850

日期(Date): 05-Dec-2023

頁數(Page): 9 of 16

西北臺慶科技股份有限公司 (TAI-TECH ADVANCED ELECTRONICS CO., LTD.)

臺慶精密電子(昆山)有限公司 (TAI-TECH ADVANCED ELECTRONICS (KUN-SHAN) CO., LTD.)

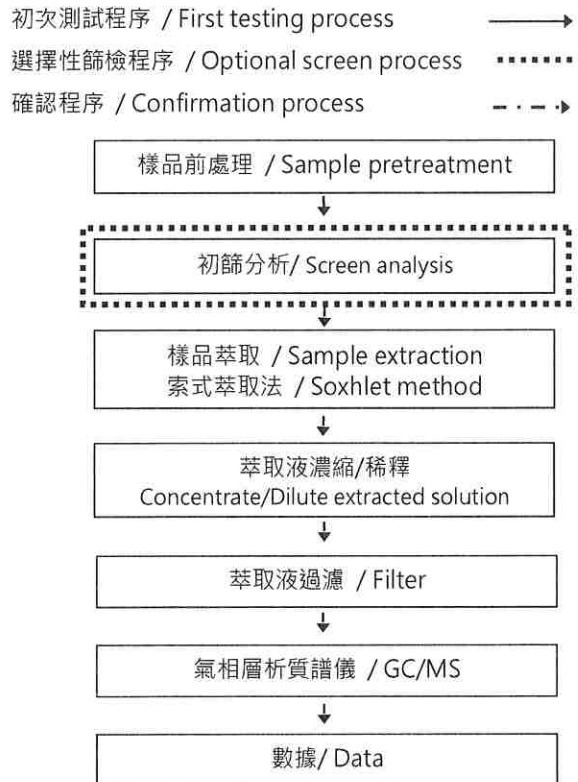
慶邦電子元器件(泗洪)有限公司 (TAIPAQ ELECTRONICS (SI-HONG) CO., LTD.)

桃園市楊梅區幼獅工業區幼四路1號 (NO. 1, YOU 4TH ROAD, YOUTH INDUSTRIAL DISTRICT, YANG-MEI, TAO-YUAN CITY, TAIWAN R. O. C.)

江蘇省昆山市蓬朗昆嘉高科技工業區郭澤路 (GUO-ZE ROAD, KUNJIA HI-TECH INDUSTRIAL PARK, KUN-SHAN, JIANG-SU, CHINA)

中國·江蘇省·宿遷市·泗洪縣·經濟開發區杭州路南側·建設北路東側 (THE SOUTH HANGZHOU ROAD AND THE EAST JIANSHE ROAD·ECONOMIC DEVELOPMENT ZONE·SIHONG COUNTY·SUQIANCITY·JIANGSU PROVINCE·P,R·CHINA)

### 多溴聯苯/多溴聯苯醌分析流程圖 / Analytical flow chart - PBBs/PBDEs



This document is issued by the Company subject to its General Conditions of Service printed overleaf, available on request or accessible at <https://www.sgs.com.tw/terms-of-service> and, for electronic format documents, subject to Terms and Conditions for Electronic Documents at <https://www.sgs.com.tw/terms-of-service>. Attention is drawn to the limitation of liability, indemnification and jurisdiction issues defined therein. Any holder of this document is advised that information contained hereon reflects the Company's findings at the time of its intervention only and within the limits of client's instruction, if any. The Company's sole responsibility is to its Client and this document does not exonerate parties to a transaction from exercising all their rights and obligations under the transaction documents. This document cannot be reproduced, except in full, without prior written approval of the Company. Any unauthorized alteration, forgery or falsification of the content or appearance of this document is unlawful and offenders may be prosecuted to the fullest extent of the law. Unless otherwise stated the results shown in this test report refer only to the sample(s) tested.

# 測試報告

## Test Report

號碼(No.): ETR23B04850

日期(Date): 05-Dec-2023

頁數(Page): 10 of 16

西北臺慶科技股份有限公司 (TAI-TECH ADVANCED ELECTRONICS CO., LTD.)

臺慶精密電子(昆山)有限公司 (TAI-TECH ADVANCED ELECTRONICS (KUN-SHAN) CO., LTD.)

慶邦電子元件 (泗洪) 有限公司 (TAIPAQ ELECTRONICS (SI-HONG) CO., LTD.)

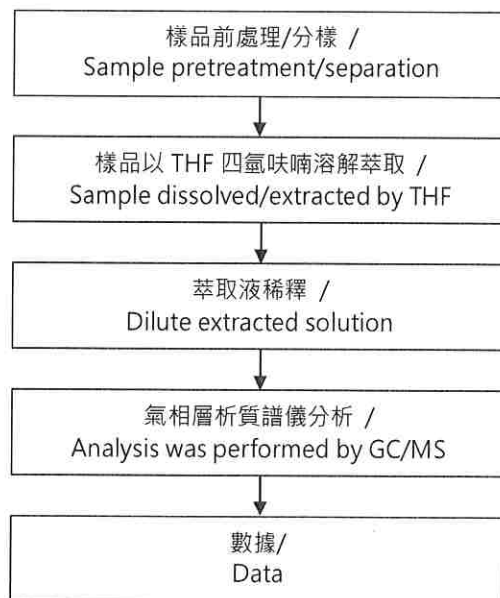
桃園市楊梅區幼獅工業區幼四路1號 (NO. 1, YOU 4TH ROAD, YOUTH INDUSTRIAL DISTRICT, YANG-MEI, TAO-YUAN CITY, TAIWAN R. O. C.)

江蘇省昆山市鐘朗昆嘉高科技工業區郭澤路 (GUO-ZE ROAD, KUNJIA HI-TECH INDUSTRIAL PARK, KUN-SHAN, JIANG-SU, CHINA)

中國 · 江蘇省 · 宿遷市 · 泗洪縣 · 經濟開發區杭州路南側 · 建設北路東側 (THE SOUTH HANGZHOU ROAD AND THE EAST JIANSHE ROAD · ECONOMIC DEVELOPMENT ZONE · SIHONG COUNTY · SUQIANCITY · JIANGSU PROVINCE · P,R · CHINA)

### 可塑劑分析流程圖 / Analytical flow chart - Phthalate

【測試方法/Test method: IEC 62321-8】



This document is issued by the Company subject to its General Conditions of Service printed overleaf, available on request or accessible at <https://www.sgs.com.tw/terms-of-service> and, for electronic format documents, subject to Terms and Conditions for Electronic Documents at <https://www.sgs.com.tw/terms-of-service>. Attention is drawn to the limitation of liability, indemnification and jurisdiction issues defined therein. Any holder of this document is advised that information contained hereon reflects the Company's findings at the time of its intervention only and within the limits of client's instruction, if any. The Company's sole responsibility is to its Client and this document does not exonerate parties to a transaction from exercising all their rights and obligations under the transaction documents. This document cannot be reproduced, except in full, without prior written approval of the Company. Any unauthorized alteration, forgery or falsification of the content or appearance of this document is unlawful and offenders may be prosecuted to the fullest extent of the law. Unless otherwise stated the results shown in this test report refer only to the sample(s) tested.

# 測試報告

## Test Report

號碼(No.): ETR23B04850

日期(Date): 05-Dec-2023

頁數(Page): 11 of 16

西北臺慶科技股份有限公司 (TAI-TECH ADVANCED ELECTRONICS CO., LTD.)

臺慶精密電子(昆山)有限公司 (TAI-TECH ADVANCED ELECTRONICS (KUN-SHAN) CO., LTD.)

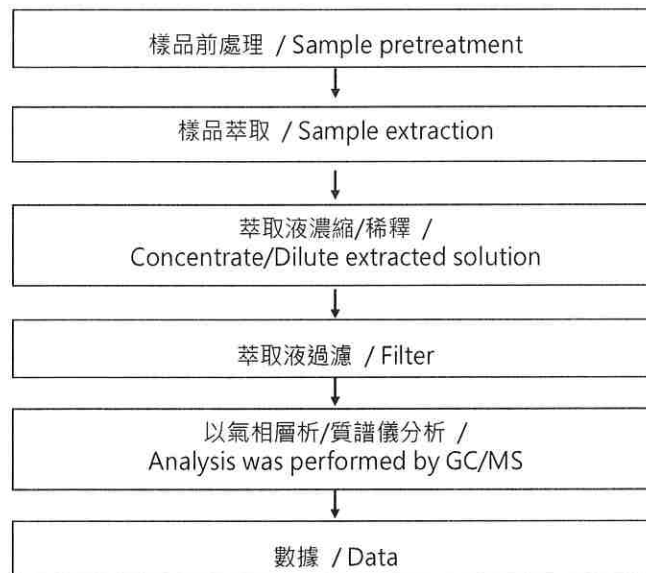
慶邦電子元器件(泗洪)有限公司 (TAIPAQ ELECTRONICS (SI-HONG) CO., LTD.)

桃園市楊梅區幼獅工業區幼四路1號 (NO. 1, YOU 4TH ROAD, YOUTH INDUSTRIAL DISTRICT, YANG-MEI, TAO-YUAN CITY, TAIWAN R. O. C.)

江蘇省昆山市鐘朗昆嘉高科技工業區郭澤路 (GUO-ZE ROAD, KUNJIA HI-TECH INDUSTRIAL PARK, KUN-SHAN, JIANG-SU, CHINA)

中國·江蘇省·宿遷市·泗洪縣·經濟開發區杭州路南側·建設北路東側 (THE SOUTH HANGZHOU ROAD AND THE EAST JIANSHE ROAD · ECONOMIC DEVELOPMENT ZONE · SIHONG COUNTY · SUQIANCITY · JIANGSU PROVINCE · P,R · CHINA)

### 六溴環十二烷分析流程圖 / Analytical flow chart - HBCDD



This document is issued by the Company subject to its General Conditions of Service printed overleaf, available on request or accessible at <https://www.sgs.com.tw/terms-of-service> and, for electronic format documents, subject to Terms and Conditions for Electronic Documents at <https://www.sgs.com.tw/terms-of-service>. Attention is drawn to the limitation of liability, indemnification and jurisdiction issues defined therein. Any holder of this document is advised that information contained hereon reflects the Company's findings at the time of its intervention only and within the limits of client's instruction, if any. The Company's sole responsibility is to its Client and this document does not exonerate parties to a transaction from exercising all their rights and obligations under the transaction documents. This document cannot be reproduced, except in full, without prior written approval of the Company. Any unauthorized alteration, forgery or falsification of the content or appearance of this document is unlawful and offenders may be prosecuted to the fullest extent of the law. Unless otherwise stated the results shown in this test report refer only to the sample(s) tested.

# 測試報告

## Test Report

號碼(No.): ETR23B04850

日期(Date): 05-Dec-2023

頁數(Page): 12 of 16

西北臺慶科技股份有限公司 (TAI-TECH ADVANCED ELECTRONICS CO., LTD.)

臺慶精密電子(昆山)有限公司 (TAI-TECH ADVANCED ELECTRONICS (KUN-SHAN) CO., LTD.)

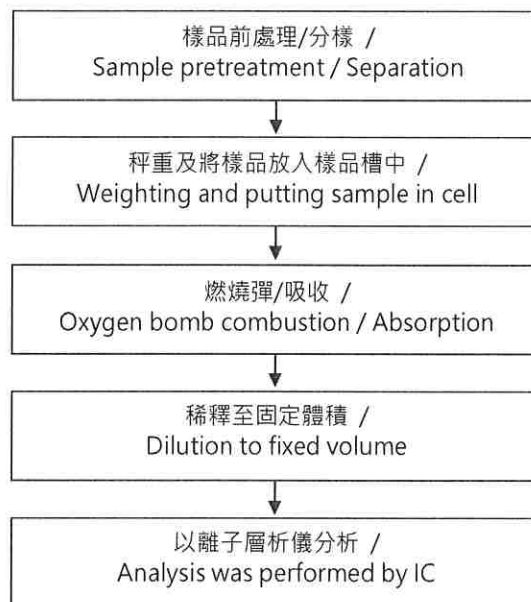
慶邦電子元器件 (泗洪) 有限公司 (TAIPAQ ELECTRONICS (SI-HONG) CO., LTD.)

桃園市楊梅區幼獅工業區幼四路1號 (NO. 1, YOU 4TH ROAD, YOUTH INDUSTRIAL DISTRICT, YANG-MEI, TAO-YUAN CITY, TAIWAN R. O. C.)

江蘇省昆山市鐘朗昆嘉高科技工業區郭澤路 (GUO-ZE ROAD, KUNJIA HI-TECH INDUSTRIAL PARK, KUN-SHAN, JIANG-SU, CHINA)

中國 · 江蘇省 · 宿遷市 · 泗洪縣 · 經濟開發區杭州路南側 · 建設北路東側 (THE SOUTH HANGZHOU ROAD AND THE EAST JIANSHE ROAD · ECONOMIC DEVELOPMENT ZONE · SIHONG COUNTY · SUQIANCITY · JIANGSU PROVINCE · P,R · CHINA)

### 鹵素分析流程圖 / Analytical flow chart - Halogen



This document is issued by the Company subject to its General Conditions of Service printed overleaf, available on request or accessible at <https://www.sgs.com.tw/terms-of-service> and, for electronic format documents, subject to Terms and Conditions for Electronic Documents at <https://www.sgs.com.tw/terms-of-service>. Attention is drawn to the limitation of liability, indemnification and jurisdiction issues defined therein. Any holder of this document is advised that information contained hereon reflects the Company's findings at the time of its intervention only and within the limits of client's instruction, if any. The Company's sole responsibility is to its Client and this document does not exonerate parties to a transaction from exercising all their rights and obligations under the transaction documents. This document cannot be reproduced, except in full, without prior written approval of the Company. Any unauthorized alteration, forgery or falsification of the content or appearance of this document is unlawful and offenders may be prosecuted to the fullest extent of the law. Unless otherwise stated the results shown in this test report refer only to the sample(s) tested.

# 測試報告

## Test Report

號碼(No.): ETR23B04850

日期(Date): 05-Dec-2023

頁數(Page): 13 of 16

西北臺慶科技股份有限公司 (TAI-TECH ADVANCED ELECTRONICS CO., LTD.)

臺慶精密電子(昆山)有限公司 (TAI-TECH ADVANCED ELECTRONICS (KUN-SHAN) CO., LTD.)

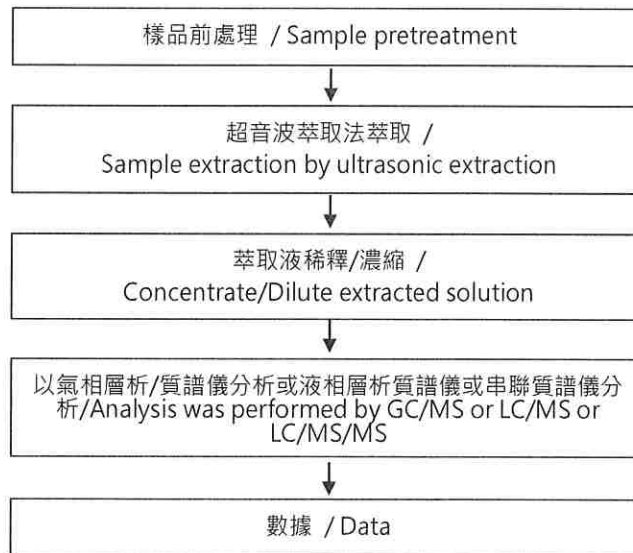
慶邦電子元件(泗洪)有限公司 (TAIPAQ ELECTRONICS (SI-HONG) CO., LTD.)

桃園市楊梅區幼獅工業區幼四路1號 (NO. 1, YOU 4TH ROAD, YOUTH INDUSTRIAL DISTRICT, YANG-MEI, TAO-YUAN CITY, TAIWAN R. O. C.)

江蘇省昆山市鐘朗昆嘉高科技工業區郭澤路 (GUO-ZE ROAD, KUNJIA HI-TECH INDUSTRIAL PARK, KUN-SHAN, JIANG-SU, CHINA)

中國·江蘇省·宿遷市·泗洪縣·經濟開發區杭州路南側·建設北路東側 (THE SOUTH HANGZHOU ROAD AND THE EAST JIANSHE ROAD · ECONOMIC DEVELOPMENT ZONE · SIHONG COUNTY · SUQIANCITY · JIANGSU PROVINCE · P,R · CHINA)

全氟化合物(包含全氟辛酸/全氟辛烷磺酸/其相關化合物等等)分析流程圖 / Analytical flow chart – PFAS (including PFOA/PFOS/its related compound, etc.)



This document is issued by the Company subject to its General Conditions of Service printed overleaf, available on request or accessible at <https://www.sgs.com.tw/terms-of-service> and, for electronic format documents, subject to Terms and Conditions for Electronic Documents at <https://www.sgs.com.tw/terms-of-service>. Attention is drawn to the limitation of liability, indemnification and jurisdiction issues defined therein. Any holder of this document is advised that information contained hereon reflects the Company's findings at the time of its intervention only and within the limits of client's instruction, if any. The Company's sole responsibility is to its Client and this document does not exonerate parties to a transaction from exercising all their rights and obligations under the transaction documents. This document cannot be reproduced, except in full, without prior written approval of the Company. Any unauthorized alteration, forgery or falsification of the content or appearance of this document is unlawful and offenders may be prosecuted to the fullest extent of the law. Unless otherwise stated the results shown in this test report refer only to the sample(s) tested.

# 測試報告

## Test Report

號碼(No.): ETR23B04850

日期(Date): 05-Dec-2023

頁數(Page): 14 of 16

西北臺慶科技股份有限公司 (TAI-TECH ADVANCED ELECTRONICS CO., LTD.)

臺慶精密電子(昆山)有限公司 (TAI-TECH ADVANCED ELECTRONICS (KUN-SHAN) CO., LTD.)

慶邦電子元器件(泗洪)有限公司 (TAIPAQ ELECTRONICS (SI-HONG) CO., LTD.)

桃園市楊梅區幼獅工業區幼四路1號 (NO. 1, YOU 4TH ROAD, YOUTH INDUSTRIAL DISTRICT, YANG-MEI, TAO-YUAN CITY, TAIWAN R. O. C.)

江蘇省昆山市鐘朗昆嘉高科技工業區郭澤路 (GUO-ZE ROAD, KUNJIA HI-TECH INDUSTRIAL PARK, KUN-SHAN, JIANG-SU, CHINA)

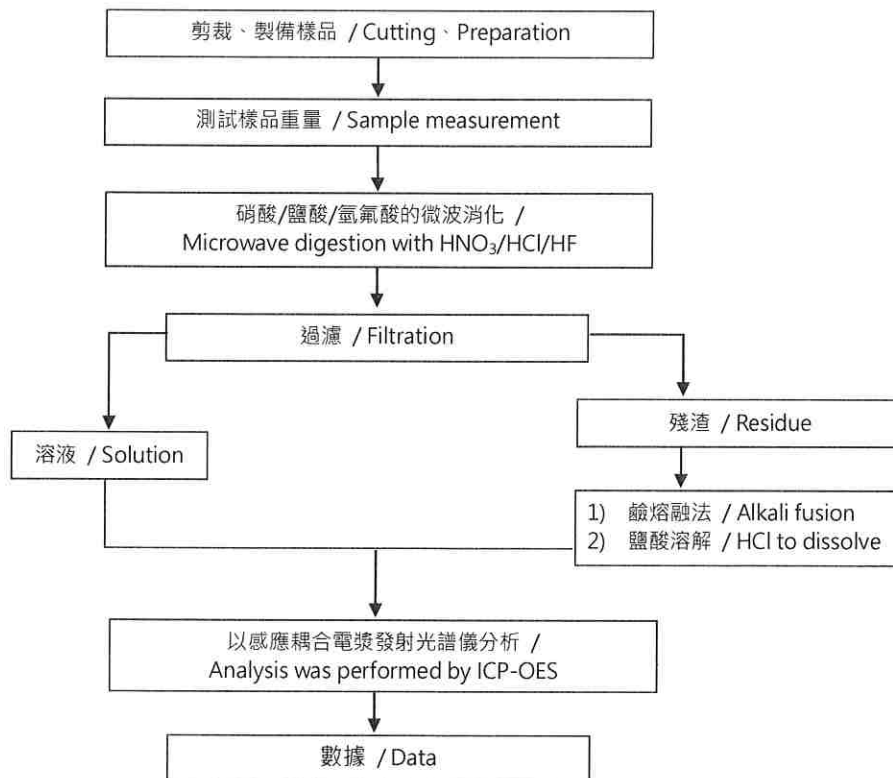
中國·江蘇省·宿遷市·泗洪縣·經濟開發區杭州路南側·建設北路東側 (THE SOUTH HANGZHOU ROAD AND THE EAST JIANSHE ROAD · ECONOMIC DEVELOPMENT ZONE · SIHONG COUNTY · SUQIANCITY · JIANGSU PROVINCE · P,R · CHINA)

### 元素(含重金屬)分析流程圖 / Analytical flow chart of elements (Heavy metal included)

根據以下的流程圖之條件·樣品已完全溶解。

These samples were dissolved totally by pre-conditioning method according to below flow chart.

【參考方法/Reference method : US EPA 3051A · US EPA 3052】



\* US EPA 3051A 方法未添加氫氟酸 / US EPA 3051A method does not add HF.

This document is issued by the Company subject to its General Conditions of Service printed overleaf, available on request or accessible at <https://www.sgs.com.tw/terms-of-service> and, for electronic format documents, subject to Terms and Conditions for Electronic Documents at <https://www.sgs.com.tw/terms-of-service>. Attention is drawn to the limitation of liability, indemnification and jurisdiction issues defined therein. Any holder of this document is advised that information contained hereon reflects the Company's findings at the time of its intervention only and within the limits of client's instruction, if any. The Company's sole responsibility is to its Client and this document does not exonerate parties to a transaction from exercising all their rights and obligations under the transaction documents. This document cannot be reproduced, except in full, without prior written approval of the Company. Any unauthorized alteration, forgery or falsification of the content or appearance of this document is unlawful and offenders may be prosecuted to the fullest extent of the law. Unless otherwise stated the results shown in this test report refer only to the sample(s) tested.



# 測試報告

## Test Report

號碼(No.): ETR23B04850

日期(Date): 05-Dec-2023

頁數(Page): 15 of 16

西北臺慶科技股份有限公司 (TAI-TECH ADVANCED ELECTRONICS CO., LTD.)

臺慶精密電子(昆山)有限公司 (TAI-TECH ADVANCED ELECTRONICS (KUN-SHAN) CO., LTD.)

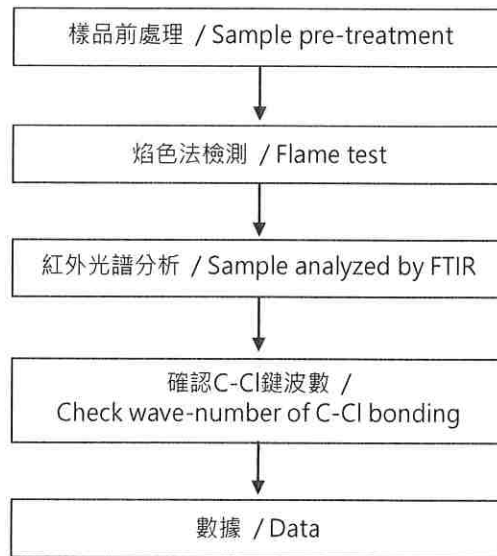
慶邦電子元件(泗洪)有限公司 (TAIPAQ ELECTRONICS (SI-HONG) CO., LTD.)

桃園市楊梅區幼獅工業區幼四路1號 (NO. 1, YOU 4TH ROAD, YOUTH INDUSTRIAL DISTRICT, YANG-MEI, TAO-YUAN CITY, TAIWAN R. O. C.)

江蘇省昆山市鐘朗昆嘉高科技工業區郭澤路 (GUO-ZE ROAD, KUNJIA HI-TECH INDUSTRIAL PARK, KUN-SHAN, JIANG-SU, CHINA)

中國·江蘇省·宿遷市·泗洪縣·經濟開發區杭州路南側·建設北路東側 (THE SOUTH HANGZHOU ROAD AND THE EAST JIANSHE ROAD · ECONOMIC DEVELOPMENT ZONE · SIHONG COUNTY · SUQIANCITY · JIANGSU PROVINCE · P,R · CHINA)

### 聚氯乙烯物質判定分析流程圖 / Analysis flow chart - PVC



This document is issued by the Company subject to its General Conditions of Service printed overleaf, available on request or accessible at <https://www.sgs.com.tw/terms-of-service> and, for electronic format documents, subject to Terms and Conditions for Electronic Documents at <https://www.sgs.com.tw/terms-of-service>. Attention is drawn to the limitation of liability, indemnification and jurisdiction issues defined therein. Any holder of this document is advised that information contained hereon reflects the Company's findings at the time of its intervention only and within the limits of client's instruction, if any. The Company's sole responsibility is to its Client and this document does not exonerate parties to a transaction from exercising all their rights and obligations under the transaction documents. This document cannot be reproduced, except in full, without prior written approval of the Company. Any unauthorized alteration, forgery or falsification of the content or appearance of this document is unlawful and offenders may be prosecuted to the fullest extent of the law. Unless otherwise stated the results shown in this test report refer only to the sample(s) tested.

# 測試報告

## Test Report

號碼(No.): ETR23B04850

日期(Date): 05-Dec-2023

頁數(Page): 16 of 16

西北臺慶科技股份有限公司 (TAI-TECH ADVANCED ELECTRONICS CO., LTD.)

臺慶精密電子(昆山)有限公司 (TAI-TECH ADVANCED ELECTRONICS (KUN-SHAN) CO., LTD.)

慶邦電子元器件(泗洪)有限公司 (TAIPAQ ELECTRONICS (SI-HONG) CO., LTD.)

桃園市楊梅區幼獅工業區幼四路1號 (NO. 1, YOU 4TH ROAD, YOUTH INDUSTRIAL DISTRICT, YANG-MEI, TAO-YUAN CITY, TAIWAN R. O. C.)

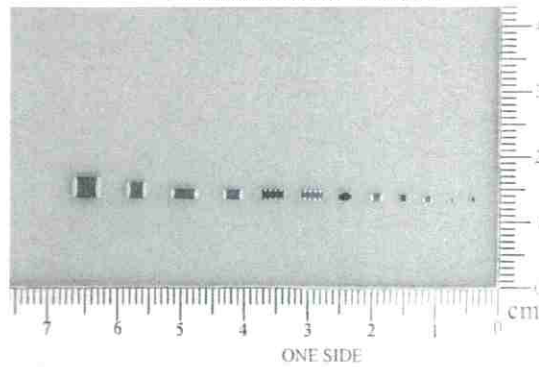
江蘇省昆山市鐘朗昆嘉高科技工業區郭澤路 (GUO-ZE ROAD, KUNJIA HI-TECH INDUSTRIAL PARK, KUN-SHAN, JIANG-SU, CHINA)

中國·江蘇省·宿遷市·泗洪縣·經濟開發區杭州路南側·建設北路東側 (THE SOUTH HANGZHOU ROAD AND THE EAST JIANSHE ROAD · ECONOMIC DEVELOPMENT ZONE · SIHONG COUNTY · SUQIANCITY · JIANGSU PROVINCE · P,R · CHINA)

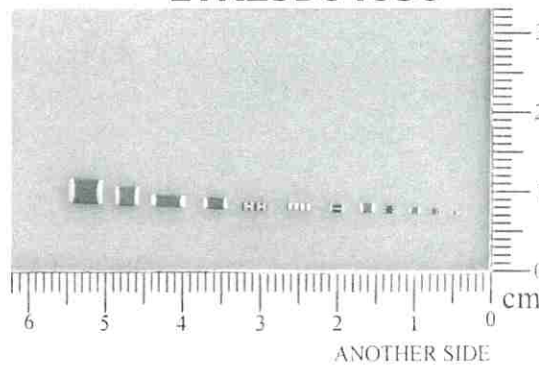
\* 照片中如有箭頭標示，則表示為實際檢測之樣品/部位。\*

(The tested sample / part is marked by an arrow if it's shown on the photo.)

### ETR23B04850



### ETR23B04850



\*\* 報告結尾 (End of Report) \*\*

This document is issued by the Company subject to its General Conditions of Service printed overleaf, available on request or accessible at <https://www.sgs.com.tw/terms-of-service> and, for electronic format documents, subject to Terms and Conditions for Electronic Documents at <https://www.sgs.com.tw/terms-of-service>. Attention is drawn to the limitation of liability, indemnification and jurisdiction issues defined therein. Any holder of this document is advised that information contained hereon reflects the Company's findings at the time of its intervention only and within the limits of client's instruction, if any. The Company's sole responsibility is to its Client and this document does not exonerate parties to a transaction from exercising all their rights and obligations under the transaction documents. This document cannot be reproduced, except in full, without prior written approval of the Company. Any unauthorized alteration, forgery or falsification of the content or appearance of this document is unlawful and offenders may be prosecuted to the fullest extent of the law. Unless otherwise stated the results shown in this test report refer only to the sample(s) tested.

单击下面可查看定价，库存，交付和生命周期等信息

[>>TAI-TECH\(台庆\)](#)