


Power Splitter/Combiner

HT-SBTC-2-10L



2 Way-0° 50Ω 5 to 1000 MHz

electrical schematic



Features

- wideband, 5 to 1000 MHz
- excellent amplitude unbalance, 0.1 dB typ.
- very good phase unbalance, 1.0 deg. typ.
- external resistor & capacitor required
- aqueous washable
- leads for excellent solderability
- low cost

Applications

- cellular
- VHF/UHF
- communications systems

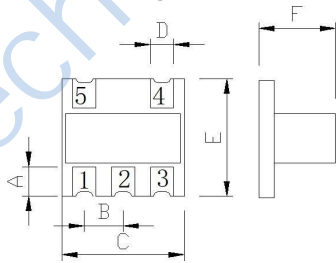
Transformer Electrical Specifications

Freq. range (MHz)	Isolation(dB)		Insertion Loss (dB) Above 4.8 dB.		Phase Unbalance (Degrees) Max.	Amplitude Unbalance(dB) Max.
	min	max	min	max		
5~1000	16	25	0.3	1.5	5	0.6

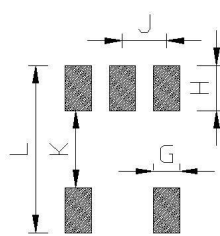
Typical Performance Data (TEST CONDITIONS: INPUT POWER = 0dBm @Temperature = +25°C)

Freq.(MHz)	Total Loss (dB)		Amp. Unbal. (dB)	Isolation(dB)	PhaseUnbal. (deg.)	VSWRS		
	S-1	S-2				S	1	2
5.0	-3.10	-3.24	0.14	-30.0	0.15	1.02	1.10	1.14
10.0	-3.11	-3.24	0.13	-28.8	0.09	1.02	1.10	1.14
50.0	-3.13	-3.28	0.14	-28.3	0.09	1.03	1.10	1.13
100.0	-3.15	-3.29	0.14	-26.3	0.10	1.03	1.03	1.11
200.0	-3.19	-3.33	0.14	-22.9	0.24	1.05	1.05	1.10
300.0	-3.27	-3.40	0.13	-21.9	0.45	1.07	1.07	1.06
500.0	-3.37	-3.48	0.11	-21.5	0.71	1.09	1.09	1.02
800.0	-3.46	-3.58	0.09	-21.4	0.98	1.09	1.09	1.08
1000.0	-3.63	-3.70	0.07	-21.2	1.29	1.08	1.16	1.18

Outline Drawing



PCB Land Pattern



Outline Dimensions (mm)

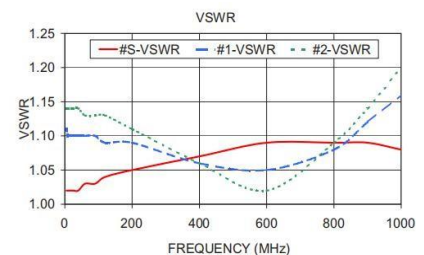
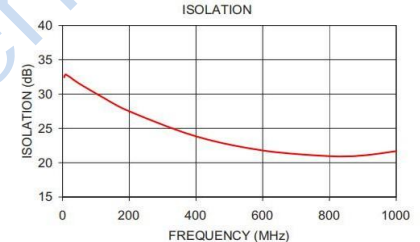
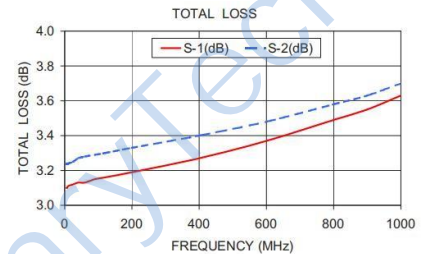
A	1.00	N	-
B	1.27	M	-
C	4.20	P	-
D	0.76	J	1.27
E	4.08	K	2.21
F	2.90	L	4.81
G	0.76	H	1.30
WT	0.06		
NOT: Unmarked tolerance dimension ± 0.15mm			

Pin Connections

SUM PORT	4 (input)
PORT 1	5 (output1)
PORT 2	1 (output2)
GND	2, 3

Maximum Ratings

Operating Temperature	-40°C to 85°C
Storage Temperature	-55°C to 100°C
Power Input (as a splitter)	0.5W max.
Internal Dissipation	0.3W max.
Permanent damage may occur if any of these limits are exceeded.	



单击下面可查看定价，库存，交付和生命周期等信息

[>>HenryTech\(恒利泰\)](#)