

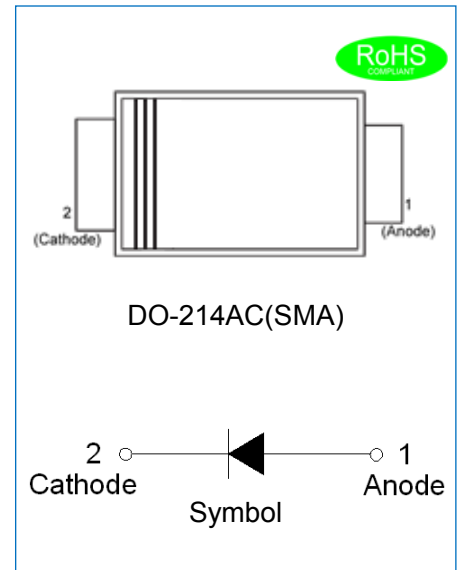


## GS2AA~GS2MA GENERAL PURPOSE RECTIFIER

Rev.1.2

### DESCRIPTION

- ✧ Plastic package has underwriters laboratories flammability classification 94V-0
- ✧ For surface mounted applications in order to optimize board space
- ✧ Glass passivated chip junction
- ✧ Lead free in compliance with EU RoHS 2011/65/EU directive



### MECHANICAL DATA

- ✧ Case: JEDEC DO-214AC molded plastic
- ✧ Terminals: Solder plated, solderable per J-STD-002
- ✧ Polarity: Color band denotes cathode end
- ✧ Weight: 0.0673 gram

### ABSOLUTE MAXIMUM RATING AND ELECTRICAL CHARACTERISTICS

(Rating at 25°C ambient temperature unless otherwise specified.)

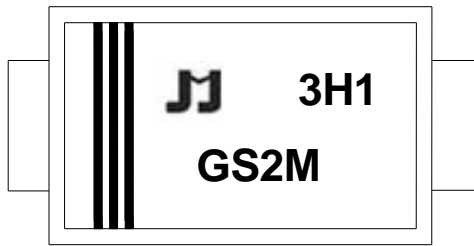
Parameter	Symbol	GS2AA	GS2BA	GS2DA	GS2GA	GS2JA	GS2KA	GS2MA	Unit
Maximum repetitive peak reverse voltage	$V_{RRM}$	50	100	200	400	600	800	1000	V
Maximum RMS voltage	$V_{RMS}$	35	70	140	280	420	560	700	V
Maximum DC blocking voltage	$V_{DC}$	50	100	200	400	600	800	1000	V
Maximum average forward current at $T_L=110^\circ\text{C}$	$I_{F(AV)}$	2.0							A
Peak forward surge current: 8.3ms single half sine-wave superimposed on rated load	$I_{FSM}$	60							A
Maximum forward voltage @ $I_F=2.0\text{A}$	$V_F$	1.1							V
Maximum DC reverse current at rated DC blocking voltage	$T_j=25^\circ\text{C}$	5.0							$\mu\text{A}$
	$T_j=150^\circ\text{C}$	200							
Typical junction capacitance $V_R=4.0\text{V}$ , $f=1\text{MHz}$	$C_J$	15							pF
Operating junction and storage temperature range	$T_j, T_{stg}$	-55 to +150							$^\circ\text{C}$

THERMAL RESISTANCES

Symbol	Parameter	GS2AA	GS2BA	GS2DA	GS2GA	GS2JA	GS2KA	GS2MA	Unit
$R_{th(j-L)}$	Junction to lead (note1)	24							$^{\circ}C/W$

Note1: Thermal resistance from junction to lead mounted on P.C.B. with 4.0 mm x 4.0 mm copper pad areas.

MARKING



G	General Purpose Rectifier
S	Surface mount
2	$I_{F(AV)}=2.0A$
M	$V_{RRM}:1000V$

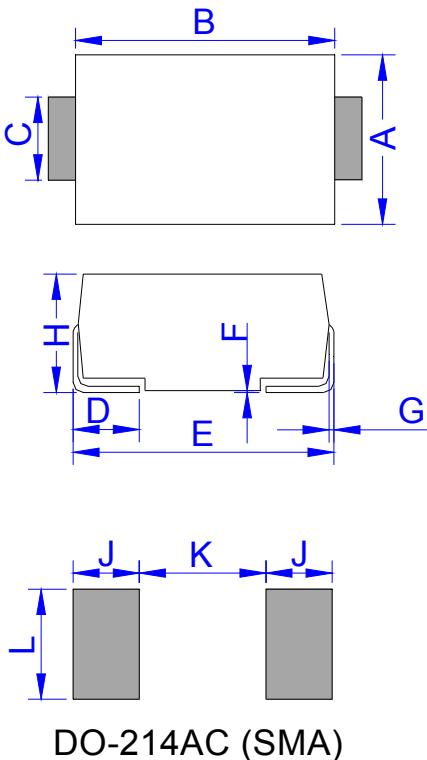
$\underline{x}H1$ : Month, 1、2、3 ~ 9、A、B、C

$3\underline{x}1$ :

2018	2019	2020	2021	2022	2023	2024
H	I	J	K	L	M	N
2025	2026	2027	2028	2029	2030	...
O	P	Q	R	S	T	...

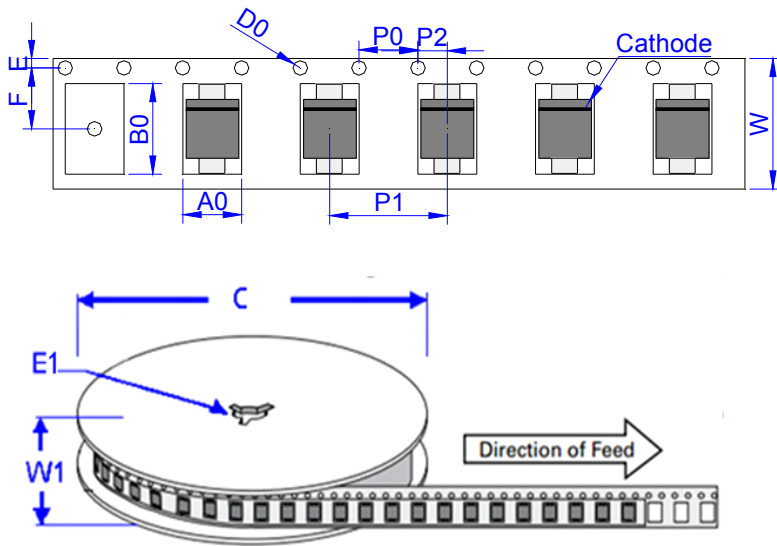
$3H\underline{x}$ : Batch number

PACKAGE MECHANICAL DATA



Ref.	Dimensions			
	Millimeters		Inches	
	Min.	Max.	Min.	Max.
A	2.60	3.00	0.102	0.118
B	4.15	4.65	0.163	0.183
C	1.25	1.65	0.049	0.065
D	0.95	1.52	0.037	0.060
E	4.90	5.30	0.193	0.209
F	0.051	0.203	0.002	0.008
G	0.15	0.31	0.006	0.012
H	2.00	2.44	0.079	0.096
J	2.00		0.079	
K		2.30		0.091
L	1.80		0.071	

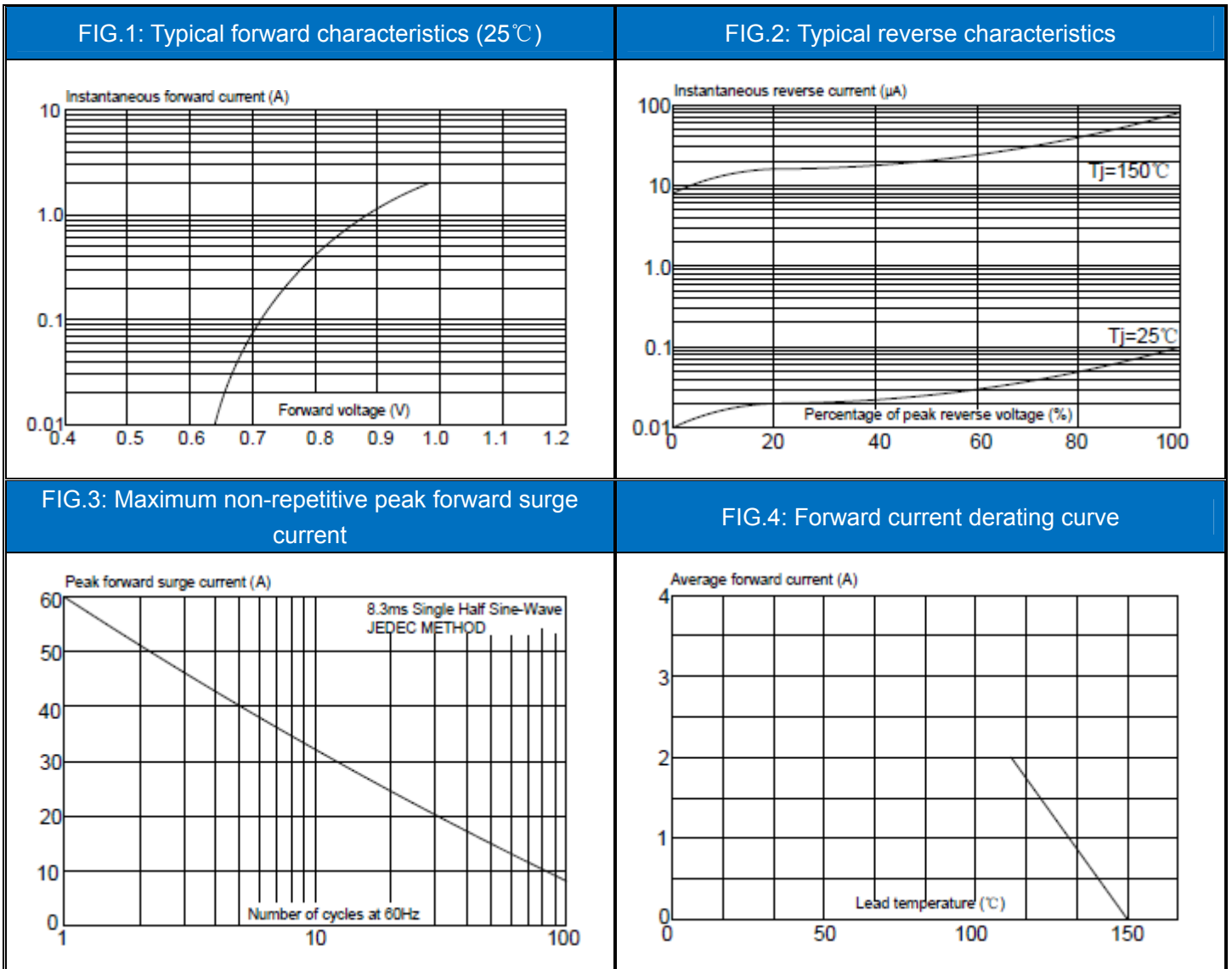
TAPE AND REEL SPECIFICATION-SMA



Ref.	Dimensions	
	Millimeters	Inches
A0	2.79 ± 0.3	0.110 ± 0.012
B0	5.33 ± 0.3	0.210 ± 0.012
C	330.0	13.0
D0	1.55 ± 0.1	0.061 ± 0.004
E	1.75 ± 0.2	0.069 ± 0.008
E1	13.3 ± 0.3	0.524 ± 0.012
F	5.5 ± 0.2	0.217 ± 0.008
P0	4.00 ± 0.2	0.157 ± 0.008
P1	4.00 ± 0.2	0.157 ± 0.008
P2	2.00 ± 0.2	0.079 ± 0.008
W	12.0 ± 0.2	0.472 ± 0.008
W1	15.7 ± 2.0	0.618 ± 0.079

OUTLINE	UNIT WEIGHT (g/PCS) typ.	REEL (PCS)	PER CARTON (PCS)	REEL DIAMETERS (mm)
TAPING	0.0673	7,500	120,000	330

CHARACTERISTICS CURVE



Information furnished in this document is believed to be accurate and reliable. However, Jiangsu JieJie Microelectronics Co.,Ltd assumes no responsibility for the consequences of use without consideration for such information nor use beyond it.

Information mentioned in this document is subject to change without notice, apart from that when an agreement is signed, Jiangsu JieJie complies with the agreement.

Products and information provided in this document have no infringement of patents. Jiangsu JieJie assumes no responsibility for any infringement of other rights of third parties which may result from the use of such products and information.

This document is the 1.2nd version which is made in 26-Apr.-2019. This document supersedes and replaces all information previously supplied.

 is a registered trademark of Jiangsu JieJie Microelectronics Co.,Ltd.

Copyright ©2019 Jiangsu JieJie Microelectronics Co.,Ltd. Printed All rights reserved.

单击下面可查看定价，库存，交付和生命周期等信息

[>>JW\(捷捷微\)](#)